



QST

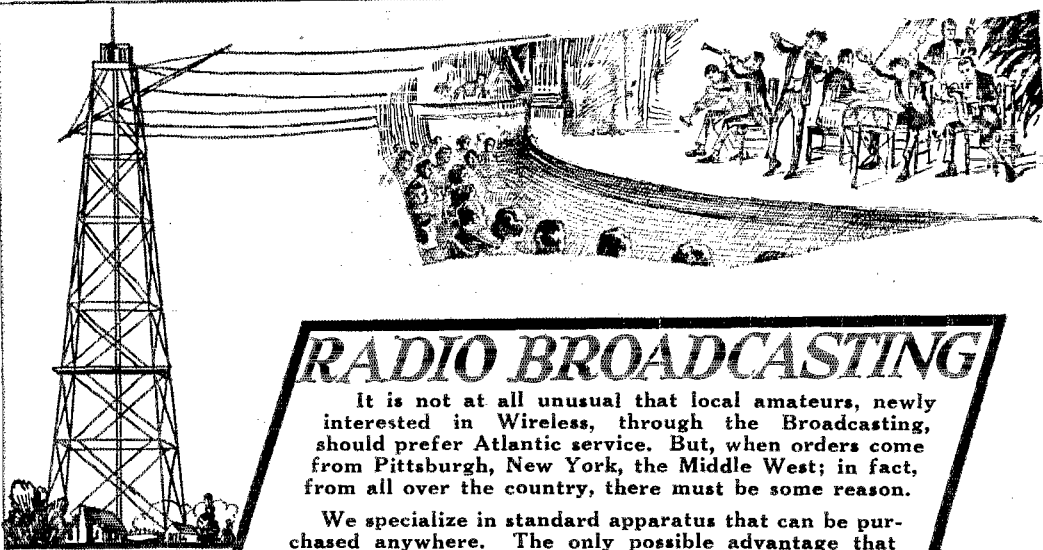
Published by the
AMERICAN RADIO RELAY LEAGUE
and Devoted Exclusively to
CITIZEN RADIO



*"The place
where dreams
are made"*

Radio
877

June
1922
20¢



RADIO BROADCASTING

It is not at all unusual that local amateurs, newly interested in Wireless, through the Broadcasting, should prefer Atlantic service. But, when orders come from Pittsburgh, New York, the Middle West; in fact, from all over the country, there must be some reason.

We specialize in standard apparatus that can be purchased anywhere. The only possible advantage that makes thousands of amateurs prefer to deal with Atlantic is in the service they receive.


Of course, we have established a reputation for answering all inquiries frankly and promptly. When we offer suggestions to a customer, we never recommend an expensive outfit when a \$25.00 or \$50.00 set will meet his particular needs. Many customers leave the entire choice of their equipment to us and in every case, they have expressed complete satisfaction with our choice.

We have prepared three Bulletins, 19, 20 and 21 which describe a wide choice of standard equipment to receive wireless telephone broadcasting. These will be sent free on request to any reader of QST.

The Radio Corporation's "C.W." manual and catalog 25c. per copy.

ATLANTIC RADIO COMPANY, INC.
727 Boylston St., Boston, Mass.

15 TEMPLE STREET, PORTLAND, MAINE
115 BRIDGE STREET, SPRINGFIELD, MASS.



RAC-3 AUDION



Price
AUDION
and
Receptacle
\$4.50

AUDIO
FREQUENCY
AMPLIFIER

RADIO
FREQUENCY
AMPLIFIER

AUDION
OSCILLATOR

Full Size

FIRST UNIVERSAL AUDION

Manufactured under DeForest Patents No. 841,387 and No. 879,532

Radio Audion Company

90 Oakland Avenue,

Jersey City, New Jersey

RAC-3 Audions are interchangeable without necessitating critical readjustments.

RAC-3 Audions are not critical to A or B battery adjustments.

Low battery consumption. Filament current 0.8 amp. at 4 volts, maximum. Plate voltage 2 to 22 volts.

Clear signals and great sensitiveness on long distance reception.

Perfect oscillation for use in regenerative circuits.

Small size. Rigid construction. Non-microphonic. No tube noises due to mechanical vibration.

Maximum insulation between filament plate and grid terminals resulting from new type of tube and receptacle.

Maximum direct mechanical contact between audion leads and receptacle clips.

Audion base caps and Receptacle block moulded Grade A Condensite.

Receptacle block is designed to permit built-up panel construction for amplifier panel. Circuit connections may be made from front, back or sides.

NOTICE

This tube is not sold or purchased to be used as a detector of wireless waves. Any use or sale of it for such use renders the vendor or user liable to prosecution for infringement of patent. This tube is sold for use in tandem with another device acting as a detector for the purpose of amplifying either radio or audio frequency currents or as a generator of high frequency electrical oscillations.

After November 7th, 1922 the RAC-3 Audion will be available as a Detector and no longer limited for use in tandem with another device as a detector.

ALWAYS MENTION QST WHEN WRITING TO ADVERTISERS




The clouds pass—but the blue heavens abide:
 and GREBE RADIO remains
 the standard —



Licensed under
 Armstrong U. S. Patent,
 No. 1113149.

BURGESS

"B" BATTERIES



The BURGESS "B" batteries illustrated are the most popular now in use. We manufacture all types—detailed information on request

BURGESS "B" Batteries assure clear receiving, increase the efficiency of any receiving set, and they are cheapest in hours of service.

BURGESS "B" Batteries are sold by every progressive Radio Dealer and Jobber. "Look for the Black and White Stripes."

A postal card from you brings full information by return mail. Why not write to us today? (Dept. D)

BURGESS BATTERY CO.

Offices and Warehouses:

CHICAGO	NEW YORK	BOSTON
111 W. Monroe St.	50 Church St.	136 Federal St.
MADISON	KANSAS CITY	ST. PAUL
Wisconsin	2109 Grand Ave.	2362 University Ave.

*In Canada: BURGESS BATTERIES, Ltd.
701 Wellington Ave., Winnipeg*

OVER 300,000 SOLD—WHY?

"ASK ANY RADIO ENGINEER"



Medal and
Diploma
received at
World's
Columbian
Exposition,
Chicago, 1893



TRADE
ELECTROSE
MARK
REG. U.S. PAT. OFF. & FOREIGN COUNTRIES



Medal and
Diploma
received at
World's
Fair,
St. Louis,
1904



INSULATION
MADE IN AMERICA
Louis Steinberger's Patents



ELECTROSE
ADJUSTABLE
AIR-GAP ARC INSULATORS
PATENTED
Radio Frequencies Radio Telegraph
Radio Telephony X-Ray Apparatus
Damped or Steady Voltages

"ELECTROSE" is made in a number of grades for various requirements, each grade possessing special characteristics.

Insulators and insulating parts and devices of special sizes and forms, designed and made to order.

SOLE MANUFACTURERS

ELECTROSE MFG. CO.

60-82 Washington St. 27-37 York St.
66-76 Front St. 1-23 Flint St.
Brooklyn, N. Y., America

QST

The Official Organ of the A.R.R.L.

VOLUME V.

JUNE, 1922

No. 11

Power Factor—Some Whys and Wherefores	<i>F. C. Blake</i>	7
Daylight Transcons	<i>F. H. Schnell</i>	11
1QP—An Interesting C.W. Transmitter		12
A Weagant Circuit Receiver	<i>F. A. Hill</i>	13
The Radio Telephony Conference		15
Greater "DX"	<i>F. H. Schnell</i>	17
Amateur Storm Relief Work	<i>R. H. G. Mathews</i>	19
A Symposium on Aluminum Electrolytic Rectifier Operation	<i>Edited by S. Kruse</i>	20
The Lackawanna Phone Experiments		25
Radio Central	<i>Pierre Boucheron</i>	26
Revision of Fire Underwriters' Rules		31
Circuits		32
QRМ—Local and Domestic	<i>Gordon Peck</i>	33
Editorials		35
International Amateur Radio		37
The Operating Department		41
Who's Who—H. P. Maxim		48
With the Affiliated Clubs		49
With Our Radiophone Listeners		51
"Strays"		55
Amateur Radio Stations—4EG, 5YE		58
Calls Heard		60
Radio Communications by the Amateurs		67
Classified Advertisements		140
QST's Index of Advertisers		143

QST is published monthly by The American Radio Relay League, Inc., at Hartford, Conn. Kenneth B. Warner (Secretary, A. R. R. L.), Editor and Business Manager. Edwin C. Adams, Advertising Manager

Subscription price in United States, Possessions, and Canada, \$2.00 per year. Foreign \$2.50. Single Copies, 20 cents.

Entered as second-class matter May 29, 1919, at the post office of Hartford, Connecticut, under the Act of March 3, 1879.

Copyright, 1922, by The American Radio Relay League, Inc.
Title registered at United States Patent Office.

THE AMERICAN RADIO RELAY LEAGUE, Inc.
HARTFORD, CONN.

THE AMERICAN RADIO RELAY LEAGUE

"A national non-commercial organization of radio amateurs, bonded for the more effective relaying of friendly messages between their stations, for legislative protection, for orderly operating, and for the practical improvement of short-wave Radio Communication."

OFFICERS

President
HIRAM PERCY MAXIM
Hartford, Conn.

Vice President
CHAS. H. STEWART
St. David's, Pa.

Traffic Manager
F. H. SCHNELL
1045 Main St.
Hartford, Conn.

Treasurer
A. A. HEBERT
Nutley, N. J.

Secretary
K. B. WARNER
Hartford, Conn.

DIRECTORS

H. M. ANTHONY
Muscle, Ind.

H. A. BEALE, Jr.
Parkersburg, Pa.

A. E. BESSEY
Sunnyvale, Calif.

V. F. CAMP
Brightwaters, L. I.

F. M. CORLETT
Dallas, Tex.

C. E. DARE
Detroit, Mich.

W. C. C. DUNCAN
Toronto, Ontario

A. A. HEBERT
Nutley, N. J.

F. A. HILL
Savannah, Ga.

DR. A. E. KENNELLY
Cambridge, Mass.

S. KRUSE
Cambridge, Mass.

H. P. MAXIM
Hartford, Conn.

F. H. SCHNELL
Hartford, Conn.

C. A. SERVICE, Jr.
Hartford, Conn.

C. H. STEWART
St. David's, Pa.

K. B. WARNER
Hartford, Conn.

M. B. WEST
Waukegan, Ills.

OPERATING DEPARTMENT

ATLANTIC DIVISION
Manager
Chas. H. Stewart
St. David's, Pa.
Asst. Mgr., Northern Sec.
C. J. Goette
1624 Hamilton Ave.
Woodhaven, L. I.

Asst. Mgr., Southern Sec.
Edw. B. Duvall
3909 Cottage Ave.,
Baltimore, Md.

EAST GULF DIVISION
Manager
B. W. Benning
50 Whiteford St.,
Atlanta, Ga.

Assistant Manager
W. B. Pope
197 Dearing St.,
Athens, Ga.

CENTRAL DIVISION
Manager
R. H. G. Mathews
6433 Ravenswood Ave.,
Chicago

Assistant Manager
L. A. Pease
2256 W. 24th St.,
Chicago

ALASKAN DIVISION
Manager
Roy Anderson, 71T
P. O. Box 206
Ketchikan, Alaska

WEST GULF DIVISION
Manager
Frank M. Corlett
1161 East Eighth St.,
Dallas, Tex.

PACIFIC DIVISION
Manager
J. Vance Wise
Walnut Grove, Cal.

QUEBEC DIVISION
Manager
Albert J. Lorimer
Farnham, Que.

ONTARIO DIVISION
Manager
A. H. Keith Russell
11 Pinewood Ave.,
Toronto, Ont.

DAKOTA DIVISION
Manager
N. H. Jensen
Box 894, Sioux Falls, So. Dak.

NEW ENGLAND DIVISION
Manager
Philip F. Robinson
149 Hollis Ave.,
Braintree, Mass.

MARITIME DIVISION
K. S. Rogers
Prince Edward Island

ROANOKE DIVISION
Manager
W. T. Gravely
854 Main St.,
Danville, Va.

DELTA DIVISION
Manager
John M. Clayton
1801 Welch St.,
Little Rock, Ark.

Assistant Manager
Hubert E. deBen
1044 City Park Ave.
New Orleans

WINNIPEG DIVISION
Acting Manager
J. H. Gjelhaug
Baudette, Minn.

ROCKY MOUNTAIN DIV.
Manager
M. S. Andelin
Richfield, Utah.

MIDWEST DIVISION
Manager
L. A. Benson
4942 Wiesehan Ave.
St. Louis

NORTHWESTERN DIV.
Manager
Howard F. Mason
3835 38d Ave. So.,
Seattle, Wash.

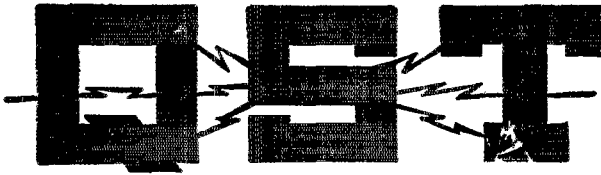
ADVISORY TECHNICAL COMMITTEE

C. S. BALLANTINE
WM. O. BALLARD, JR.
LEROY M. E. CLAUSING
FRANK CONRAD
LEO C. YOUNG

MINTON CRONKHITE
J. H. DELLINGER
C. L. FARRAND
PAUL F. GODLEY

L. A. HAZELTINE
C. D. TUSKA
R. H. G. MATHEWS
J. O. SMITH
S. KRUSE

Address General Correspondence to Executive Headquarters, Hartford, Conn.



A Magazine Devoted Exclusively to the Radio Amateur

Power Factor--Some Whys and Wherefores

By F. C. Blake*

QST readers will remember the "Power Factor" argument which has been raging in amateur circles for more than a year, entangling not only us amateurs but many of the engineers who strode in to assist us. Many stimulating conflicts between the "Unities" and the "Zeros" have disfigured our QST pages and still the controversy was unsettled. Now, however, we are pleased to present an article by Prof. Blake which we believe will decide the question for all time.

Prof. Blake is a teacher and consequently has a beautifully clear style of presentation. The article looks fearsome with its "math" but it is not as difficult as it appears at first blush. We are grateful to Prof. Blake for clearing up this subject and feel that every amateur can read his article with profit.—Editor.

HAVING been asked by the Editor for an expression of opinion on the discussion concerning power factor in wireless circuits originally raised by M. West (QST, Feb. 1921, p. 21) I gladly comply in the hope that possibly I may render the situation somewhat clearer. I have read the whole discussion with considerable interest, primarily because I believe it is my business as a teacher to help if possible those who are not trained to think in mathematical symbols to understand the physics of the things they deal with especially when as here it would appear that the books say one thing (power factor unity) and every radio operator knows (?) another.

What the books say is that when we have a coil and a condenser in series with each other and with an *impressed* sine-wave electromotive force (Figure 1), when the capacity and inductance of the circuit are so chosen as to balance each other and thus produce resonance—the so-called "voltage resonance" whereby the current in the circuit is in phase with the *impressed* voltage—then the power factor is unity, the value of the current at resonance being

a maximum, viz., $\frac{E}{R}$.

Furthermore, the books say that when we have a coil and a condenser in parallel with each other but in series with an *impressed* sine-wave electromotive force (Figure 2), then resonance occurs (the so-called "current resonance") at the fre-

quency given by the equation $\omega^2 = \frac{L - CR'}{CL'}$

and at resonance the line current is in phase with the *impressed* voltage and the power factor is unity, the value of the current at resonance being a minimum, viz., ERC

— Mr. Anderson (QST, July 1921, p. 16)

is right when he says that for either series or parallel resonance the resonant frequency occurs when $\omega^2 LC = 1$ provided the resistance is negligible but he is wrong when he says that the voltage across the series circuit is zero and the current is infinite at resonant frequency while with the parallel circuit the voltage across it at resonance is infinite and the current zero. Isn't it rather that in either case the voltage *across the circuit* is E, the impressed voltage?

When the books tell us that the power factor is nearly unity in either of the above circuits if R is small compared to ωL or to

$\frac{1}{\omega C}$ —they mean to have us take the voltage

and current both of sine-wave form and they expect us in determining power factor to insert our voltmeter across E and in Figure 2 to insert our ammeter between E and C.

The apparatus referred to by Mr. West in which apparently the power factor was zero was the ordinary closed circuit of a small power spark transmitter with a rotating spark-gap (Figure 3). As in-

*Professor Physics Dept., Ohio State University

licated an ammeter was inserted at A_2 and an equivalent spark gap was inserted across the primary of the oscillation transformer at V_2 . It is of course well known that an equivalent spark gap is a measure of maximum voltage and not of effective voltage and it is obvious that one cannot determine the effective voltage from the maximum voltage unless he knows the form of the voltage-wave.

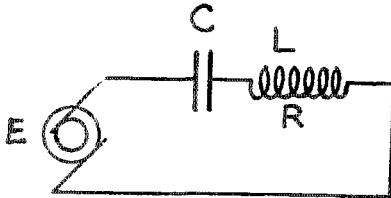


FIG. 1

In the absence of knowledge of the wave-forms of current and voltage I take them as sinusoidal. Now the books tell us (see for instance Morecroft, "Principles of Radio Communication") that the closed oscillating circuit, including the secondary of the power transformer and the condenser and the primary of the oscillation transformer, is in tune at audio frequency with the alternator, while the part of this circuit through the spark-gap, the condenser and primary of the oscillation transformer is also in tune at radio frequency with the antenna.

Now suppose for the sake of simplicity that all parts of our transmitter set are 100% efficient and let us take the power input to be 768 watts, the case cited by Mr. West in his reply to Mr. Stone (QST, April 1921). Call the power factor of our two audio circuits $\cos \theta_1$ and $\cos \theta_2$, and of our two radio circuits, $\cos \theta_3$ and $\cos \theta_4$. Then if e_1 and i_1 , e_2 and i_2 are the effective values of the voltage and current in the primary and secondary of the audio circuits, while e_3 and i_3 , e_4 and i_4 are the effective values of the voltage and current in the primary and secondary of the radio circuits, we have

$$e_1 i_1 \cos \theta_1 = e_2 i_2 \cos \theta_2 = e_3 i_3 \cos \theta_3 = e_4 i_4 \cos \theta_4 = 768 \text{ watts} \quad (1)$$

Now the wattmeter inserted in circuits 1 or 2 would read 768 watts. Assuming the radio frequency current in circuit 3 is prevented by choke coils from getting back into the power transformer we can say that on the assumption of no ohmic loss the voltage across the primary of the oscillation transformer is equal to that across the condenser C_2 . Moreover, the energy in the condenser C_2 when fully charged is equal to the energy in the inductance L_2 when the current thru it is a maximum.

We have accordingly $L_2 \omega = \frac{1}{C_2 \omega}$ (2)

and $\frac{1}{2} L_2 I_2^2 = \frac{1}{2} C_2 E_2^2$ or $\frac{1}{2} L_2 i_2^2 = \frac{1}{2} C_2 e_2^2$ (3) where I_2 and E_2 are respectively the maximum values of the radio frequency current and voltage respectively in this circuit, e_2 and i_2 being effective values. Since the spark gap distances are arranged to break down for a voltage only slightly lower than the full voltage across the condenser, in the audio circuit 2 we have the energy in the condenser $\frac{1}{2} C_2 E_2^2$ distributed between the secondary of the power transformer and the primary of the oscillation transformer. Thus

$$\frac{1}{2} C_2 E_2^2 = \frac{1}{2} L_2 I_2^2 + \frac{1}{2} L_2 I_1^2 = \frac{1}{2} L_2 I_3^2 \quad (4)$$

where I_1 is the audio frequency current through ammeter A_1 and I_3 the radio frequency current through the same ammeter. It would appear at first sight as if the ammeter A_2 ought to read abnormally high due to this double current but this is not correct for during any one half cycle less than one fourth of the cycle is low frequency current followed by another fourth of damped high frequency current. The actual reading of the ammeter A_2 will be less than the ideal reading I_3 (as read by ammeter A_1) given by the sine-wave form assumed. In other words

$$I_2^2 > \frac{I_1^2}{2} + \frac{I_3^2}{2}$$

Since the two radio circuits are tuned to each other we have

$$\frac{1}{2} L_2 I_2^2 = \frac{1}{2} C_2 E_2^2 = \frac{1}{2} L_1 I_1^2 = \frac{1}{2} C_1 E_1^2 \quad (5)$$

Now assume a wave length of 600 meters. Then

$$600 = 1885 \sqrt{L_1 C_1} = 1885 \sqrt{L_2 C_2} \quad (6)$$

Take C_1 to be .0001 and C_2 .001 microfarads, then $L_1 = 450$ and $L_2 = 45$ microhenries. If

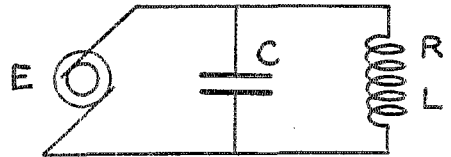


FIG. 2

now $i_2 = 100$ amperes then e_2 would equal 21200 and $E_2 = \sqrt{2} e_2 = 30000$ volts which is what the maximum voltage was across the equivalent spark gap used to determine V_2 in the case cited by Mr. West.

Now Mr. Stone, in agreement with all the text books, says that in tuning a circuit to resonance the radio operator is balancing the inductive and capacitive reactance against each other so as to produce unity power factor with the Joulean resistance as the only impedance. In that case, as the Bureau of Standards states in its telegram of reply to the Chicago convention, the current is then in phase with the impressed voltage. But in radio circuit 3

the voltage across the primary of the oscillation transformer is *not the impressed voltage at all*. The books tell us (see for instance Morecroft, pages 295 and 303) that the two audio circuits 1 and 2 can be replaced by a single circuit consisting of a generator in series with an inductance and capacity (Figure 1 of this paper—remember no resistance assumed). For this circuit the *impressed* voltage is that of the generator, the voltage across the condenser is 90° ahead of the impressed voltage, the voltage across the coil is 90° behind the impressed voltage. But the voltage across the primary of the oscillation transformer is (in the case cited) 21200 volts effective or 30000 volts maximum and it is the same voltage for the audio circuit 2 as for the radio circuit 3.

The books tell us (e.g., Morecroft, page 299) that the power given to a condenser is $\frac{CVN}{2}$ where V is the voltage to which

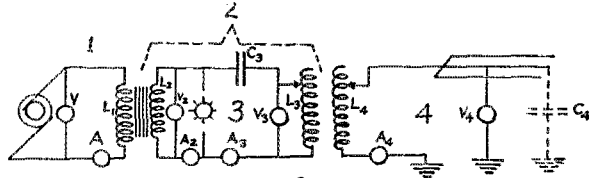
the condenser is charged, C its capacity and N the number of sparks per second. If our alternator has a frequency of $\frac{1}{2}$ cycles, then our condenser of capacity .001 microfarad raised to a voltage of 21200 volts would have a power of 225 watts given to it, which is also the power put into the primary of the oscillation transformer, $\frac{1}{2}LVN$. But we had 768 watts available according to Mr. West, less than a third of which was needed if our apparatus had been 100% efficient throughout.

Now Morecroft (p. 294) states that the efficiency of a spark transmitter varies from 30 to 60% with the average 40%. That is, the power in the antenna is 40 per cent of the power input in the generator. Assuming our transmitter 40% efficient we would need 563 watts input where we had 768 watts. Had Mr. West's ammeter had a greater range than 100 amperes he would have found that with a spark transmitter 40% efficient his current would have read 117 instead of 100 amperes with 768 watts input.

In the above discussion the efficiency of our apparatus was taken as 100%. On this basis what would have been the reading of an ammeter in the antenna circuit and what would have been the maximum voltage of the antenna wires with respect to ground?

We have $\frac{1}{2} L_3 i_3^2 = \frac{1}{2} L_4 i_4^2$ and we took $i_3 = 100$ amperes. Hence $i_4 = 31.6$ amperes. We have further $\frac{1}{2} C_3 E_3^2 = \frac{1}{2} C_4 E_4^2$ and we found E_3 to be 30000 volts, giving E_4 to be 95000 volts. It is manifest that a ratio of $\frac{C_3}{C_4} = \frac{L_4}{L_3} = 100$ say instead of 10, would have given E_4 300,000 volts and i_4 10 amperes.

Let us now get back of the point at issue. Is the power factor of a radio circuit unity or zero? The books tell us that power factor is the ratio between the wattmeter reading and the product of the readings of the voltmeter and ammeter. Since it is very often desirable to know what is the power consumed not in a whole circuit but in some portion of it, no one can criticise if we talk about the power factor of a given portion of a circuit. For instance, if I want to measure the power consumed in a condenser I put the current coil of the watt-



meter in series with the condenser and the voltage coil across the condenser. If I now put an ammeter in series with the current coil of the wattmeter and an electrostatic voltmeter across the condenser I can determine the power factor of wattmeter reading

the condenser as $\frac{\text{wattmeter reading}}{\text{volt-amperes}}$ pro-

vided the wattmeter reading is corrected at low power factors for the effect of reactance in the voltage coil of the wattmeter. In this case I will find it to be almost zero for a good condenser, which we ordinarily express by saying that the current through the condenser and the voltage across it are in quadrature. Similarly if I want to determine the power loss in a coil of wire I will find the power factor small for a coil having its resistance low compared to its reactance, the current through the coil and the voltage across it being again 90° apart, only this time the current lags. If I now put a condenser in series with a coil and in series with an impressed E.M.F., I can balance the inductance of the coil against the capacity of the condenser so that if I put the voltage coil of the wattmeter across the impressed E.M.F., the current coil of the wattmeter being in series with the ammeter inserted in the circuit (I now have a whole circuit instead of a part of one), a voltmeter also being inserted across the impressed E.M.F., then the power factor of the whole circuit wattmeter reading

as given by $\frac{\text{wattmeter reading}}{\text{volt-amperes}}$ will be

almost unity. Had the voltmeter and the voltage coil of the wattmeter been across the condenser or the coil then the power factor would have been very low (nearly zero) and the wattmeter reading divided by the square of the ammeter reading would have given me not the effective re-

sistance of the entire circuit but of the condenser or of the coil.

Suppose now that I seek to investigate the power factor of all or a part of a second circuit connected indirectly to the first one by means of a transformer. This second circuit (circuit 2, Figure 3) will contain the secondary of the transformer, a condenser and another coil in series. This circuit is tuned to the frequency of the impressed E.M.F. of the primary circuit. I will first put the voltage coil of the wattmeter and the voltmeter across the secondary of this power transformer. In the primary circuit we have the voltage across the primary of the power transformer equal to the impressed voltage

$$\omega L$$

multiplied by the factor $\frac{R}{\omega L}$ where L

$$R$$

is the inductance of the primary and R is the resistance of the circuit. At resonance this is known to be many times the impressed voltage provided L is large and R small. The voltage across the secondary of the power transformer is stepped up from that across the primary, hence it is of the order of 10000 volts on open circuit. But on closed circuit the voltmeter when placed across this secondary of the power transformer will read not the induced voltage in the secondary but this quantity minus the counter E.M.F. of the secondary due to the current flowing in the circuit. Now the inductance L_2 is always very great compared to the inductance L_1 , hence the counter E.M.F. in L_2 is great and the voltmeter reading V_2 may be very low (on the assumption that the radio-frequency currents in circuit 3 are prevented from circulating in L_2 by the interposition of choking coils). Now the ammeter A_2 will read higher than A_1 so we will say it reads 140 amperes. Since the only things in cir-


cuit 2 that consume power are the resistances of the different parts of the circuit the voltmeter V_2 is apt to read some value between 0 and 50 volts on closed circuit. For the sake of clarification we have assumed our apparatus 100% efficient, hence the power factor of circuit 2 would necessarily be unity and the voltmeter when placed across L_2 would accordingly read 5.5 volts.

If I now pass to circuit 3, the first of the radio frequency circuits, a voltmeter put across the condenser or the primary L_2 of the oscillation transformer will read 21200 volts and if put across the spark gap it will read only slightly less. Thus the power factor of circuit 3 would then be

$$\frac{768 \text{ watts}}{21200 \times 117 \text{ volt-amperes}} = 0.00031.$$

Passing to circuit 4, the second circuit of radio frequency, our transformer being considered 100% efficient the power factor of circuit 4 would necessarily equal that of circuit 3, viz., 0.00031.

Let us now review our four circuits in the light of equation (1) except that we will now try to allow roughly for the energy losses as we pass from one circuit to another. In circuit 1 we had 768 watts which for convenience we will say gave $e_1 = 110$ volts, $i_1 = 8$ amperes and $\cos \phi_1 = 0.87$. In passing to circuit 2 we will assume the transformation 90% efficient and hence take $e_2, i_2, \cos \phi_2 = 671$ watts. Now we take i_2 to be 140 amperes and e_2 may well be as low as 8 volts. This would make $\cos \phi_2 = 0.60$. For circuit 3 we will take the efficiency of transformation 64%. We have then $e_3, i_3, \cos \phi_3 = 429$ watts and with $e_3 = 21200$ volts and $i_3 = 117$ amperes this makes $\cos \phi_3$ equal to 0.00017. Calling the efficiency of transformation between circuits 3 and 4 70% we have $e_4, i_4, \cos \phi_4$



This hasn't a thing to do with Power Factor—it's the new First District Radio Inspector, Fredrick Charles Kolster, who, with his parents, is busily checking up decrements and things. Bad stations had better watch out!

=300 watts. If we take e , 212000 volts and i , 10 amperes, $\cos \theta$, comes out 0.00015. Thus a numerical calculation shows the power factor for each of the two audio circuits to be nearly unity while for each of the two radio circuits it is nearly zero.

Now how do these conclusions check up with the telegraphic information sent the Chicago Convention by the Bureau of Standards? Since a transformer may be thought of as a generator and since in the generator circuit there is often a condenser in series or parallel with the generator, we can say for either of our two audio circuits 1 and 2, Figure 3, that we have capacity reactance and inductive reactance balancing each other leaving the current in phase with the impressed voltage; hence the power factor is unity. On the other hand the two radio circuits 3 and 4, Figure 3, may be said to be "freely oscillating" circuits whereas 1 and 2 were "forced oscillating" circuits, therefore there is no such a thing as an impressed E.M.F. in circuits 3 and 4. Since in these circuits capacity reactance also balances inductive reactance and there is no single unit (coil, condenser, spark-gap, etc.) across which it is possible to put a voltmeter so as to get a low reading, we are forced to say that *for freely oscillating circuits of any frequency, audio or radio, for which the conditions of resonance hold whereby the capacity and inductive reactances balance each other, the*

power factor is zero or nearly zero. In this last statement I would beg leave to differ with the Board appointed at the Chicago Convention to consider the telegram of the Bureau of Standards (QST, October 1921).*

One is apt to gather from the above discussion that for circuits of audio frequency the power factor is unity while for circuits of radio frequency the power factor is zero but that would be a mistake. Rather the crux of the situation is this: if a circuit of whatever frequency has an external E.M.F. or its equivalent impressed upon it then the power factor will be high for the voltmeter reading across this impressed E.M.F. will be low on closed circuit; but a freely oscillating circuit of whatever frequency will have a low power factor, for there is no external E.M.F. and hence there is nothing in the circuit (but ohmic drop of potential) across which a voltmeter may be placed so as to give a low reading.

It is hoped that the above discussion will prove of value to some of the readers of this journal and that Mr. Stone and Mr. West will each get what comfort he can from it.

*It must be such circuits that Professor Morecroft has in mind when he says in his text book on radio communication "in some parts of efficient radio circuits the power factor may be as small as 0.005."

Daylight Transcons

By F. H. Schnell, Traffic Manager

SUNDAY July 2nd, Tuesday July 4th, and Sunday July 9th, will mark the first attempts by members of the A.R. R.L. to push a message from Coast to Coast between the hours of 9 a.m. and 6 p.m.

We are optimistic and do not anticipate electrical storms, but three days were selected to overcome such disturbances as would prevent our working.

Hardly can it be expected that each message will go through to its destination, but we want to see just how far we can reach by amateur radio in daylight.

Several reasons for attempting daylight relays prompt this severe test for us amateurs. QRN and QSS are practically nil during the day and should not cause any trouble. The increased number of stations makes for short jumps within the normal limits of the range of transmitters. Daylight routes are in operation in many parts of the country. So why not, fellows? What is there to prevent daylight "Transcons?" Let's try it!

Here is an opportunity to see what your outfit will do in daylight, whether it be

spark or C.W. There is plenty of room for everybody to participate in the affair and here's how it will start.

Promptly at 9 A.M. Pacific Standard Time, on each of the above dates, a station in California will start an eastbound message addressed to our President, Hiram Percy Maxim, 1AW, while at 9 A.M. Eastern Standard Time a station in Maine will start a westbound message addressed to a station in California. Each of the messages on each day will go via our three routes, Northern, Central and Southern—against time. The idea is to put the eastbound message as far EAST as we can and the westbound message as far WEST as we can during the hours of the tests.

All transmission will stop at 6 P.M. your local standard time.

It is of vital importance that you keep an accurate log designating your local standard time, with call letters of stations from which you received the message and to which you transmitted the message. Without an accurate log from each station it will be impossible to determine just where each message stopped at 6 P.M.—

be sure and keep a log, and immediately after each test send a copy of your log to the Traffic Manager, A.R.R.L. 1045 Main St., Hartford, Conn.

Remember the dates—July 2—4—9th.

Stick to your guns, men, and let's write another page into the history of Amateur Radio.

1QP—An Interesting C.W. Transmitter

JOHAN L. REINARTZ of 1QP, originator of the justly famous "Reinartz tuner" for the reception of C.W. telegraph signals, has now produced a transmitter at his station that makes use of much the same principles as the receiver and is quite as novel.

1QP's set is a panel using four U.V.202 Radiotrons with 700 volts of rectified but unfiltered A.C. on the anodes, antenna currents up to $3\frac{1}{2}$ amperes being obtained. Photographs with this article show front and rear views of the panel, about which there is nothing particularly unusual except the two spider-web coils, one at either end of the main inductance.

This brings us to the wiring diagram, Fig. 1. L_1 , the main tuning inductance, is a helix of $8'' \times \frac{1}{2}''$ edgewise-wound copper strip. L_2 and L_3 are the spiderwebs, respectively in the plate and grid circuits, both wound of No. 24 D.C.C. wire on $2\frac{1}{2}''$ centers. L_2 has a total of 75 turns, tapped

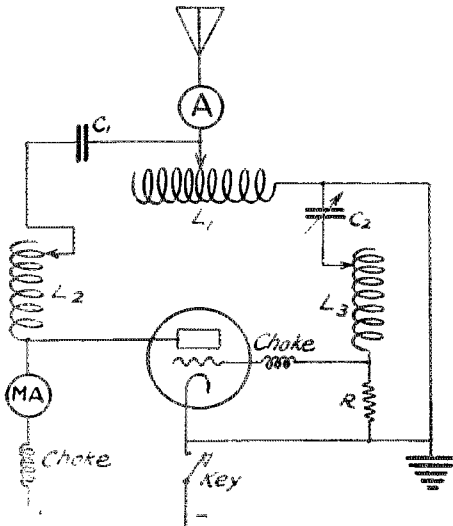



FIG. 1

every 15 turns, while L_3 has ten taps of 5 turns each. C_1 is a fixed mica condenser, high-voltage type, capacity .002 mfd. or thereabouts, while C_2 , the grid condenser, is an air variable of 7 plates widely spaced to stand the voltage, built up from a 13 plate of ordinary construction, with mov-

able plates to ground. C_2 is operated at very low values of capacity but must be variable. The grid leak R has a resistance of 10,000 ohms and the same value is used for any number of tubes from one to four, correction apparently being got by adjusting the value of C_2 .



It will be remembered that in the Reinartz receiving tuner the aerial circuit is untuned and shocks the tuned secondary circuit into oscillation at the latter's period, reducing tuning to one control. (Because of the loose coupling afforded by the fact that the aerial circuit consists of but a turn or two of the coil, the tuning is much sharper than in the usual single-circuit tuner.) Rather naturally, the transmitter observes the reverse of the receiver performance—over a considerable band of wave lengths the grid and plate circuits operate aperiodically and the radiated wave length is determined solely by the position of the antenna clip on L_1 . Thus 1QP has a wave length of 174 meters when

but one turn of aerial inductance is used, climbing to 213 when 6 turns are used, and the antenna current remains constant regardless of the shortness of wave.

It is a little puzzling to trace out the theory of the thing from Fig. 1, so let us turn to "A" in Fig. 2, which shows the same thing. Immediately we recognize the circuit recommended by 1QP for his receiving tuners, except that the location of the grid condenser has been changed. Compare this with "B", which is the

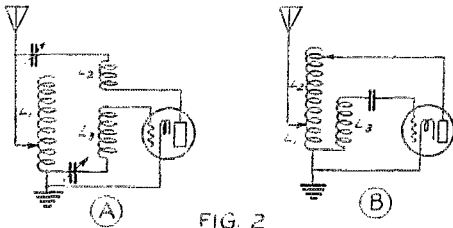



FIG. 2

popular "1DH-9XI-Stanley-British-Aircraft-G.E.-reversed-feedback" circuit giving such excellent results in many amateur stations. L_1 and L_2 are the same and the only difference is that where "B" uses the unused turns of the main helix for the inductance L_2 , circuit "A" uses a separate winding L_2 . It is quite permissible to have this inductance separate; it is a reactance for the adjustment of the output impedance of the tube and does not even have to be coupled to L_1 . In fact in the Reinartz set neither L_1 nor L_2 need to be coupled to the main helix and are placed at the ends of the winding merely because it was convenient structurally to stick them there. When so coupled, however, the polarity is important of course—in one direction they work well and in the other they don't. Fig. 1 shows no coupling between them.

The set is easy to adjust. The antenna clip determines the wave length. Grid circuit C_1 , L_1 must be set approximately right by selecting the proper tap on L_1 and

getting final adjustment by securing the best value of C_1 . As in any such circuit, preliminary adjustments are made using all of the inductance of L_1 , gradually cutting it down as the efficiency is improved. If the anode voltage is variable it too should be reduced while first adjustments are being



made. As the adjustments proceed increased efficiency will be apparent mainly by a reduction of the input to the tube—a reduction that drops it below the normal safe rating—whereupon the voltage is increased to bring the input up to normal, the output increasing proportionately, with about the same efficiency as before.

1QP's transmitter circuit works F.B.

—K.B.W.

A Weagant Circuit Receiver

By F. A. Hill, 4GL

IYIELD me to a thousand demands that I write a description of the receiver at 4GL. The circuit is as old as the hills—see Bucher's "Vacuum Tubes in Wireless Communication"—and credit for the hook-up belongs to Roy A. Weagant, engineer for the Radio Corporation of America.

Referring to the accompanying diagram, which should be self-explanatory, this is a set built around a receiving tube. If you use "J" tubes, for instance, your tickler circuit L_2 , C_1 will be of different proportions than for a U.V.200. The set can be made

to work on both but best results at 4GL have been obtained by building the circuits to suit a "J" (VT-1) tube. It takes a little patience to get it working right at first. Don't hook it up in a hurry and expect to hear a Ford coil in Honolulu the first night; or write to QST and say it's no good. Save your comments and turn them into inquisitiveness directed at the set itself.

L_2 , the secondary, is made from a 35-turn honeycomb coil with turns pulled off to get exactly the right inductance. The tickler, L_1 , is wound of No. 36 S.C.C. wire on a card-

The Radio Telephony Conference

THE conference called by Secretary Hoover to consider the general questions concerning the regulation of radio communication with particular reference to problems involved in the broadcasting of news and entertainment was brought to a satisfactory conclusion on April 19. All suggestions received were given very careful consideration, and the great majority of comments approved the recommendations of the preliminary report which was issued early in March, and as a result the final report, as amended and adopted, was released on April 29.

This report makes recommendations as to the allocation of waves for particular kinds of radio telephone service. It is expected that at an early date a bill will be introduced in Congress which, if passed, will establish the recommendations of the conference as the general law to govern the operation of radio.

Some of the Recommendations

Some of the more important provisions of the Conference's recommendations are as follows:

That waves for radio telephony be assigned in bands, according to the class of service; that within these service bands a particular wave length be assigned each broadcasting station; that the amateur band be sub-divided into bands according to the method of transmission, sparks on the lowest wave lengths, I.C.W. and M.C.W.

next, then phones, then straight C.W. telegraphy, with broadcasting permitted within the amateur phone band; that the present regulations respecting experiment stations remain in effect; that direct advertising by radio be absolutely prohibited; that the power of broadcasting stations be limited and specified in order that as many services as possible may be permitted; that in order to prevent jamming between broadcasting stations the same wave length not be duplicated within a radius of approximately three times the normal day range of any such station; that where broadcasting congestion exists, hours of operation be specified for the broadcasting stations; that when all available wave frequencies in any geographical region are already assigned, no further broadcasting licenses be granted in that region; that the amateur's status and his wave lengths be defined in the new law; that amateur deputy inspectors be authorized.

While the Conference was in recess many comments were received from all over the country and upon reconvening it was found desirable by the Conference to make changes in the recommended allocation of wave bands as originally proposed. The changes for the most part take the form of opening the public band and the private band each to the other in most cases, and in the establishment of additional bands for the use of both of these services. The recommendations are given in the following table:

Use	Wave Length Meters
(1) Transoceanic radio telephone experiments, non-exclusive. (See Note 3)	6,000 to 5,000
(2) Fixed service radio telephony, non-exclusive. (See Note 4)	3,300 to 2,850
(3) Mobile service radio telephony, non-exclusive	2,650 to 2,500
(4) Government broadcasting, non-exclusive. (See Note 1)	2,050 to 1,850
(5) Fixed station radio telephony, non-exclusive. (See Note 5)	1,650 to 1,550
(6) Aircraft radio telephony and telegraphy, exclusive	1,550 to 1,500
(7) Government and public broadcasting, non-exclusive	1,500 to 1,050
(8) Radio beacons, exclusive (See Note 6)	1,050 to 950
(9) Aircraft radio telephony and telegraphy, exclusive	950 to 850
(10) Radio compass service, exclusive. (See Note 7)	850 to 750
(11) Government and public broadcasting, 200 miles or more from the seacoast, exclusive	750 to 700
(12) Government and public broadcasting, 400 miles or more from the seacoast, exclusive	700 to 650
(13) Marine radio telephony, non-exclusive. (See Note 8)	750 to 650
(14) Aircraft radio telephony and telegraphy, exclusive. (See Note 8)	525 to 500
(15) Government and public broadcasting, exclusive	495 to 485
(16) Private and toll broadcasting. (See Note 9)	485 to 285
(17) Restricted special amateur radio telegraphy, non-exclusive. (See Note 10)	310
(18) City and state public safety broadcasting, exclusive. (See Note 11)	285 to 275
(19) Technical and training schools (shared with amateur). (See Note 12)	275 to 200

- (20) Amateur telegraphy and telephony (exclusive, 150 to 200 meters). (Shared with technical and training schools, 200 to 275 meters). (See Note 13)..... 275 to 150
- (21) Private and toll broadcasting, exclusive..... 150 to 100
- (22) Reserved below 100

Note 1. The terms used in the above schedule are defined as follows: "BROADCASTING" signifies transmission intended for an unlimited number of receiving stations without charge at the receiving end. It includes:

(1) Government broadcasting signifying broadcasting by departments of the Federal Government;

(2) Public broadcasting signifying broadcasting by public institutions, including state governments, political subdivisions thereof, and universities and such others as may be licensed for the purpose of disseminating informational and educational service;

(3) Private broadcasting signifying broadcasting without charge, by the owner of a station, as a communication company, a store, a newspaper, or such other private or public organization or person as may be licensed for the purpose of disseminating news, entertainment and other service; and

(4) Toll broadcasting signifying broadcasting where a charge is made for the use of the transmitting station.

Note 2. A station carrying on two or more of the broadcasting services specified in classes 2, 3 and 4 must be licensed for each class of service.

Note 3. When transoceanic radio telephone experiments are to be conducted the Department of Commerce should endeavor to arrange with other countries for the use of the wave band 5,000 to 6,000 meters assigned for this purpose.

Note 4. The wave band from 2,850 to 3,800 meters may be used for fixed service radio telephony only provided it does not interfere with service using continuous wave telegraphy.

Note 5. The wave band from 1,550 to 1,650 meters is for use of radio telephone communication over natural barriers, but is not exclusive of other services.

Note 6. Radio beacons are radio transmitting stations which transmit signals from which a mobile direction finding station may determine its bearing or position.

Note 7. Radio compass service is here used to signify a direction finding service in which a mobile station transmits to one or more fixed stations which in turn transmit back the bearing or position of the mobile station.

Note 8. The wave band from 525 to 650 meters is reserved for marine radio telegraphy, exclusive.

Note 9. Assignment of waves in band 16 will, in general, involve keeping the zones from 285 to 315 and from 425 to 475 meters open in coastal regions. Furthermore, in border regions, account should be taken of the wave lengths used in neighboring countries, and these should be suitably protected by a locally unused band of adjacent wave lengths.

Note 10. The restricted special amateur wave of 310 meters is for use by a limited number of inland stations and only where it is necessary to bridge large, sparsely populated areas or to overcome natural barriers.

Note 11. City and state public safety broadcasting should in small cities be conducted by interrupting the broadcast service of classes 2, 3 or 4 in case of emergency. In large cities this service will ordinarily have its own stations and will use the wave band, 275 to 285 meters, assigned to such service. Private detective agencies desiring to operate radio telephone broadcasting service should be required to co-operate with municipal or state services in the use of the wave band 275 to 285 meters, assigned to the latter service.

Note 12. By "technical and training school" in this report, is meant a school which in the judgment of the Secretary of Commerce is carrying on sufficient instruction of the proper character for training men for the radio profession to warrant the granting of a station license for that purpose.

Note 13. An amateur is one who operates a radio station, transmitting, receiving, or both, without pay or commercial gain, merely for personal interest or in connection with an organization of like interest.



Note 14. The Conference is of the opinion that broadcast transmitting stations should not in coastal regions be permitted on wave lengths closely adjacent to those assigned in the marine traffic and believe that its recommendations provide for adequate protection of such marine traffic. The Conference recommends the assignment of wave lengths adjacent to those used in the marine traffic to inland stations under such conditions as to avoid interference with the marine traffic.

New Bill Soon

The legal section of the Department of Commerce at this writing is engaged in drawing up an *amendment* to the present radio bill, which will no longer make it obligatory upon the Secretary of Commerce

to issue licenses upon application but will give him wide discretionary powers and permit the administration of radio in accordance with the Conference recommendations. The A.R.R.L. reserves opinion on the new bill until its actual appearance.

We hope there will be no undue delay in putting the new bill into law, but we are afraid there will be quite a fight in Congress when it appears. There are some individuals and some interests who are out gunning for trusts and folks that like a good lively scrap are pretty likely to find it in Washington when the new bill comes up.
—K.B.W.

Greater "DX"

By F. H. Schnell, Traffic Manager


WHAT is it that makes an amateur buy pounds and pounds of wire for a good ground connection, stick up poles as high as he can get them and do hundreds of other seemingly unnecessary things about his station?

Distance—greater "DX" traffic handling—that's the answer! That is the prime factor in an amateur's life. He wants to annihilate miles.

Handling traffic on schedule is a method of increasing the distance over which traffic is handled.

has been termed by many, to do this, which has been proved by the fact that 6ZZ, H. L. Gooding, of Douglas, Arizona, was copied by four Hartford, (Conn.) amateurs four mornings in succession for one hour each morning.

Having no idea of the transmitting equipment at 6ZZ except that it was CW (can't seem to lay off that CW) did not deter us from our idea. A night letter was sent to 6ZZ and 6ZF asking them to transmit for one hour, three to four A.M. Eastern Standard Time, beginning April 8th, and continuing through April 12th.



Station 6ZZ, Douglas, Ariz.

Bearing in mind some unusual distances over which sufficiently powered stations have been heard, the idea occurred that stations on the Pacific Coast could be heard on the Atlantic Coast providing a schedule of listening periods was adopted and type of transmitter and exact wave length was known to the listeners. Now it does not take a super-station, as 1BCG

6ZZ was asked to advise the wave length he would use, and which we found was about 365 meters.

The alarm clock did not disturb the operator at 1MO for the first morning's test, but fortunately nothing was lost as 6ZZ got his dates mixed and did not transmit. On the morning of the ninth and tenth signals were quite steady and

could be copied with the detector alone, while with two steps of audio frequency amplification signals were audible fifty to sixty feet from the phones. Upon examination of the logs of Hartford amateurs, 1BHW, operated by our editor K. B. Warner, was the first station to log 6ZZ, the time being 3:01 A.M. At 1MO, 6ZZ was logged at 3:08 A.M. This was April 9th. Radiations set up by the various receiving tuners caused some interference. Static was moderately heavy during this period, but 6ZZ was heard until 3:55 A.M. when he stopped transmitting.

The success of hearing 6ZZ brought out more receivers and the morning of April 10th found perhaps three more ops on the job, but with all the squealing and beating of receivers it sounded like dozens. In spite of this handicap four amateur stations logged 6ZZ for a solid hour. Messages were sent and about sixty percent of them were copied through interference.

Having noticed the slight increase in signal strength as daylight broke on the tenth, we popped a wire to 6ZZ and asked him to transmit from four A.M. to five A.M. on April 11th. Nope, not for the purpose of fooling the other listeners, O.M. They were there to stick from 3 A.M. till sunup. The morning of April 11th greeted us with moderate static and it sounded like every receiver in Hartford was feverishly combing the ether for 6ZZ, who started calling 1MO at 3:59. This brought a lull in the tuning as apparently each receiver was hearing 6ZZ. Four messages were copied and signals increased amazingly after daylight, while the static was almost nil.

Evidently other Pacific Coast amateurs were getting the "DX" fever and wanted to horn in on the tests as 6EN at Los Angeles logged by 1BHW, calling 1AW.

An amateur takes great pride in his equipment, especially his rectifier, and will go to any means to protect it, as is shown in one of the messages copied from 6ZZ which read as follows:

Corona Typewriter Co.,
Groton, N. Y.

Was Corona worth fixing? Threw it at my dog when he caught his tail in rectifier.

H. L. Gooding.

The increase in signal strength which occurred after daylight prompted a wire to 6ZZ asking him to transmit from five A.M. to six A.M. on the morning of April 12th. We also asked him to listen for 1BGF (1 fifty-watt tube) from three to four A.M. 6ZZ reported hearing 1BGF at 3:40 a.m. but unreadable through heavy static.

At five A.M. on the morning of April 12th it was broad daylight and signals from 6ZZ were unusually QSA. Every-

thing was copied until the sun came over the hill at 5:27 when 6ZZ faded out completely, thereby ending one of the thrills we enjoy now and then.

The Receivers

1BGF—Three circuit regenerative, detector only, antenna 4 wires 60' high, 60' long.

1BHW—Reinartz single circuit, 2 steps, antenna 1 wire 100' long, 20' high.

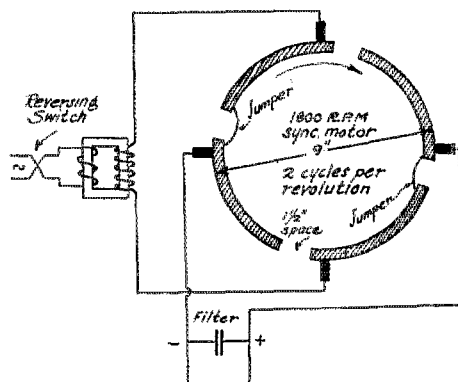
1HX—(Boyd Phelps, formerly of 9ZT) antenna 40' high, 225' long, single circuit, 2 steps.

1MO—Three circuit regenerative—2 steps, antenna 1 wire 135' long, 24' high.

The CW transmitter at 6ZZ uses two 50-watt-tubes on a synchronous rectifier with 1000 volts on the plates, space current 210 M.A. On a wave length of 365 meters the antenna current is 7.5 amps. A spark set, which has not been used recently but which is always ready for action, consists of a 1 K.W. Thordarson transformer; .007 M.F. condenser made of $\frac{1}{4}$ " glass in oil built according to 9ZN's article in QST; Hyrad non-sink gap; and pancake O.T. The antenna current at 200 meters is 4.5 amps.

The antenna at 6ZZ is of the inverted L type with an 8-wire cage, 60 feet long and 60 feet high. The counterpoise is 165 feet long and 15 feet above ground. Receiving equipment comprises a "Reinartz" tuner, short wave regenerative receiver, and four steps of A. F. amplification.

Editor's Note—The high-voltage synchronous rectifier finds a new role in amateur C.W. operation. Altho almost unknown in the eastern states many west coast amateurs, notably 6ZZ, 6JD, and 6EN, are using them with good results.



The sketch illustrates 6ZZ's layout, which consists of a 9-inch bakelite disk $\frac{1}{2}$ " thick carrying four copper segments and driven at 1800 r.p.m. by a synchronous motor. The four brushes are regular medium hard carbon motor brushes, $\frac{3}{16}$ " thick x $\frac{1}{2}$ " wide, set in holders and capable of revolution to adjust to synchronism. Two brushes feed

the high-voltage A.C. to the disc and the other two convey the rectified current to the filter system. In other words, it's a rotary reversing switch, operated synchronously.

Mr. Gooding says it runs without a hitch but the primary requirement is that it be a first-class machine job, run perfectly true, etc.

Amateur Storm Relief Work

By R. H. G. Mathews, Central Division Manager

On the morning of February 21st the entire Fox River Valley in the northeastern part of Wisconsin was visited by a heavy rain storm continuing during the entire day and the greater part of the following night. During the night the temperature suddenly dropped to freezing, giving the entire district affected a complete coat of ice. The rain continued and froze as it fell, until trees, poles, wires and everything in general was covered with from four to six inches of heavy ice. About 4:00 A.M. on the morning of the 22nd the temperature dropped still farther, which was followed by heavy snow flurries.

About this time electric wires went down, train service was brought to a standstill, and the entire telephone, telegraph, and power and lighting service of all the cities in the Fox River Valley was cut off. As Quinn of 9ZL put it "The only means of communication was by foot, with very poor footing at that". The next act of the storm was to bring still colder weather and high winds, which carried away telephone poles, wires and trees, eliminating the possibility of repairs.

At about eight o'clock on the morning of the 22nd one of the large paper manufacturers at Neenah, Wisconsin, went to Quinn Brothers, who have just taken over 9ZL's old special license, and asked them if there was any possible way to get a message through to Manitowoc in order to obtain coal to keep the mills running. Upon the explanation being given that they were without power due to the failure of the city lighting service, he informed them that the mills could supply their own alternating current from their power plant, and suggested the installation of a radio set at the mill.

After some discussion and the ransacking of all the stations in Neenah the Quinn

brothers, together with Mr. Bishop of 9DV, scraped together a ½ k.w. spark transmitter and a regenerative receiver with detector and two-step amplifier. Although 9ZL's regular equipment consists of CW apparatus, in emergency the old reliable spark came into its own. As Mr. C. J. Quinn poetically puts it,

*"Ashes to ashes or dust to dust,
The CW will work 'em
But in sparks we trust
We'll raise that ham with a spark or bust."*

Within six hours the three of them had the set in operation which is shown on the enclosed photo, the three operators shown



being the two Quinns and Mr. Bishop. The set was tuned to 600 meters and communication immediately effected with the station of the Pere Marquette Railroad, WMW, located at Manitowoc, Wisconsin. In this connection it is interesting to note that the call of the Neenah emergency station, which was signing 9ZL, was not heard by WMW until one of the operators of the Manitowoc station who is an amateur and was listening on a 20 foot indoor aerial phoned the commercial station and informed them that they were being called.

9ZL had hardly cleared their emergency

traffic with WMW when 9DHG at Oshkosh called with a lot of traffic from his city which he reported to be in the same condition as Neenah. 9DHG had of course lost his aerial when the rest of the wires went down and his power was also disconnected. In order to overcome this difficulty he had put together a spark coil outfit and was working with a temporary aerial strung up in his attic. As the day went on other stations came in using temporary apparatus, for the most part spark coils. Among these were Lawrence College at Appleton, Wis., and Emmet Platten of Green Bay, Wis. Many extremely important messages were handled and invaluable service rendered, particularly to the Northwestern Railroad Company, which had had several wrecks and was in great need of

wrecking equipment. By radio this was secured and rushed to the scenes of the various accidents.

The condition outlined above obtained for a week in which time 9ZL handled 250 messages. A steady watch was kept at all times by the two Quinn Brothers and Mr. H. Bishop, all three of whom are ex-commercial operators. The messages handled related only of matters of extreme importance such as railroad messages, death messages and supply orders for the stricken districts.

By their work the amateurs of Wisconsin have engraved for themselves a place in the Radio Hall of Fame and have rendered to amateur radio in general a service which will not soon be forgotten.

A Symposium on Aluminum Electrolytic Rectifier Operation

Edited by S. Kruse

In these days of the onrushing C.W. the question of a cheap source of plate energy for vacuum tube transmission is a vital one. Electrolytic rectifiers have offered great promise but no reliable information suitable for amateur purposes has heretofore been available. The few cases where they worked satisfactorily seem to have happened accidentally. Literature of the art confined itself to commercial applications of the rectifier—wholly valueless to us amateurs. So we have gone out and got the information. The A. R. R. L. Operating Department and our Affiliated Clubs, under the guidance of our Traffic Manager, unearthed the data among their successfully operating stations and Mr. Kruse compiled and analyzed it. Here, then, is reliable, practical, tested dope upon which reliance can be placed.

QST feels that it is putting forth a distinct contribution to amateur literature in presenting this symposium, and our cordial thanks are extended Mr. Kruse and the Operating Department members and Clubs whose co-operation made it possible.—Editor.

Contributors

This paper is compiled from information supplied us by the following A.R.R.L. members:

L. M. Dunnam, 3ZY, Washington; H. E. Bussey, 4AI, Atlanta, Ga.; M. H. Pancost, 8ZF, Lansing, Mich.; G. R. Clough, Bradentown, Fla.; F. H. Schnell, Hartford; R. M. Sherrill, 9AAV, Evanston, Ill.; M. J. Whitten, Fitchburg, Mass.; Maj. F. M. Ende, 9DTW, Ft. Riley, Kan.; E. C. Tompson, 1PT, Boston; R. H. Bryant, 1YK, Worcester, Mass.; C. Biron, Pittsfield, Mass.; F. A. Miller, 9KV, Emporia, Kan.; H. D. Hineine (courtesy "The Oscillator"), Pittsburgh; F. Pounsell, Canadian 3JI, Toronto. Other contributions were received, but too late to be useful in the preparation of this paper.

The Good Electrolytic Rectifier

This paper was inspired by the discovery that many of our members are using very inferior electrolytic rectifiers for plate power supply without being aware what very poor performance they are securing. It is well therefore, to start by defining the performance of a good rectifier.

A good electrolytic rectifier of the alumi-

num type operates entirely without fire-works on the plates, without any noticeable heating, and it is possible to apply the full transformer voltage to it without any appreciable input until the filaments of the tubes are lighted. In other words the rectifier alone, put across the transformer, takes no power.

A rectifier that does not pass these tests is badly at fault and needs rebuilding at once.

The Number of Jars Needed

Someone was at one time guilty of passing out the misinformation that a rectifier jar will take care of something like 125 volts. This is absolutely wrong if ordinary aluminum is used and as yet we have no experimental proof that it is correct with any grade of aluminum. All the men who have rectifiers that have been shown by measurement to be performing finely, rectifiers that will pass the tests given above, are using one jar for every 40 or 50 volts.

The use of enough jars is the most important single item in rectifier construction. Jars must be added until scintillating, sparkling fire no longer appears on the plates but only a faint blue glow—a sort

of phosphorescence—is left. All other precautions can then be observed but the main one has been taken care of. If you are lucky enough to have pure aluminum available, you may be able to use fewer jars, but the general rule remains—add jars until only the faintest blue or greenish phosphorescence is seen.

The Current Density

The current density governs the amount of heating which will occur in the cell. Small aluminum electrodes will heat rapidly and require water cooling of the jars or else the use of very large jars. Large electrodes will not heat, even though the jar is very small. As electricity at ten cents per kilowatt hour is an expensive thing with which to heat water, the large plates are thoroughly worth while. 100 milliamperes per square inch is too much, but will do for short period operation. For the continuous work of a relay station or a phone set, this is entirely too high and a square inch should be allowed for each 40 millamperes.

Solutions

No rectifier works properly and continuously if well or cistern water is used; distilled water is just as necessary as for storage batteries. There follow solutions which appear to give not widely different results.

- (a) Boric acid solution plus slight amount ammonia.
- (b) Sodium borate.
- (c) Ammonium borate 6%.
- (d) Sodium bi-carbonate.
- (e) Boric acid plus ammonia until neutralized.
- (f) Mono-sodium phosphate 10%.
- (g) Sodium phosphate.
- (h) Ammonium phosphate.
- (i) Phosphoric acid 3 ounces to a pint of water. Add ammonia until neutral. Then cool and add more ammonia, using 26% ammonia throughout.

In all solutions, ammonia can be added with benefit. Whatever solution is used, make it up in large quantities and then fill the jars; otherwise they will not operate alike. A large bottle in which some spare solution can be kept is convenient.

The solution evaporates in use and water must be added, otherwise the current density will become too great and heating will begin. The diluted solutions are inconvenient because it is hard to tell how much water shall be added, as part of the electrolyte has crystallized on the glass. With saturated solutions, one only has to refill with water or stock solution and make sure of the strength of the solution by keeping some undissolved crystals at the bottom of each jar.

Voltage Per Cell

With very good aluminum and chemical-pure solutions, it is possible to operate

with a voltage as high as 200 per cell. This cannot be done with the kind of aluminum ordinarily available, nor can it be approached at all closely. We have yet to see the first rectifier employing a voltage as high as 80 per cell which was not showing either excessive heating, which means low efficiency, or else destructive sparking, which also represents bad efficiency. With ordinary materials the voltage per jar must not exceed 50. This means that if 400 volts are to be rectified with a center tap transformer, there will be required 20 jars, 10 on a side, giving 40 volts per jar. If we are rectifying 1000 volts, 50 jars will be required. The importance of this can be seen by measurements made on an actual rectifier at 3ZY. When a 20-jar rectifier (10 jars on a side) was operated at 400 volts, the input to the rectifier with no tubes connected was 10 watts and there was absolutely no heating after two hours operation. Nor was there anything to be seen at the aluminum plates except a faint greenish glow. When 1000 volts, which is 100 volts per jar, was applied, this same rectifier drew 485 watts, warmed up very nicely in ten minutes, and gave a very fair small-sized Independence Day celebration. The present rectifier at 3ZY is a 48-jar affair operated at 1000 volts and drawing 15 watts on no load. This is a performance that some of our correspondents will go a long ways to equal. This rectifier, by the way, operates two or three hours every evening with no perceptible heating, although supplying about 200 watts to the UV-203 tubes.

Efficiency

No real good information on efficiency is available but it is of no great importance, as a rectifier which operates continuously and without heating is undoubtedly operating at good efficiency.

Temperature of Operation

There is an insistent tendency to quote an operating temperature. Judging by the information gained in this symposium, the proper operating temperature is room temperature. In other words, there should not be any heating of the rectifier and consequently no rise in temperature.

Life of the Solution

The frequency with which the rectifier solution must be renewed depends on the amount of use it gets and the purity of the electrodes. The best aluminum is not good enough and commercial aluminum is far from being good enough. There is also considerable variation between pieces of aluminum from the same sheet. Hence jars in the same series will not act alike. It may accordingly be necessary to clean up some jars before others and no definite time of operation can be given.

Life of Plates

The life of the plates, if they are reason-

ably pure, depends entirely upon the amount of electrolysis which they undergo. This assumes that they are not required to act as electrodes for a pyrotechnic display, in which case they will go very fast. Impure plates also do not last long since the impurities consisting chiefly of carbon and aluminum compounds remain as projections while the aluminum wears down between them, which shortly ruins the plate, making a carbon or iron plate out of an aluminum one, and causes the rectifier to cease operating. Such plates may be detected by their appearance and uneven operation, as they never glow uniformly over the entire surface.

Forming

With the phosphoric acid solution it is possible to set up a new cell and put it into use at once, as forming is almost instantaneous. With all the other solutions, gradual forming is necessary and a satisfactory job cannot be done with the cells in series. The proper way to do the thing is to place all cells in parallel and connect them to a source of direct current having a voltage of 100 to 200 with a 32 candle power lamp in series. All aluminum plates that intend to form will begin within ten seconds and be done in sixty seconds. Those that do not intend to form may be dirty on the surface and can be cleaned by caustic soda or caustic potash and tried again after careful washing. If no direct current is available, forming on low voltage a.c. can be tried but is not especially satisfactory, and the only remaining thing is to connect the cells in the way that they are to work later on and raise the voltage gradually. The rectifier can very easily be ruined by careless forming. The full trans-


former voltage must not be applied at once but gradually, remaining at each voltage until the input to the rectifier has dropped to practically zero. If at any time during the process the rectifier starts to heat, operations must be suspended until it has become perfectly cool again. Forming is not permanent as the coating dissolves off when the rectifier is not used for a time, hence long periods of rest must be followed by renewed formation.

Sealing the Cells

It is not generally very satisfactory to seal rectifier cells as they have to be cleaned periodically and the job of cleaning up fifty jars which contain aluminum, lead, water and oil, is an exceedingly messy one. The aluminum electrodes, however, tend to heat and corrode at the surface of the liquid and it is desirable to insulate them through this surface. This can be done with a coating of asphaltum but never with complete satisfaction, as the stuff tends to go into solution and a better material should be discovered. Paraffin will do if the cell can be kept quite cool but in summer weather is likely to let go and come to the surface of the cell. If an oil seal is used a white petroleum oil or grease, such as Squibb's petrolatum or abolene, will be found useful.

Spacing and Shape of Electrodes

The electrodes should be parallel and should not be too close to the sides of the jar, especially at the surface, as boiling will occur at that point if the jar is too near. Quite a few rectifiers are operating with a lead electrode larger than the aluminum one but their performance does not seem to be spectacularly different in consequence.



A new world's speed record established at the Boston Show. Joseph Seron's record in code copying, made at the last Second District Amateur Show, was short-lived, for here is Theodore R. McElroy of Somerville, Mass., new champion, being presented a cup by the show manager, after having received 51½ words per minute.

Purity of Electrodes

There is no very good test of the purity of the aluminum. Experience seems to indicate that cast aluminum is somewhat more satisfactory in operation, especially if the slabs are from a cast block. Cast aluminum usually contains zinc but is less likely to contain carbon and aluminum oxides than is low-grade sheet rolled from aluminum junk.

The only real test is to try the particular piece of aluminum and see how it acts. If it fails to produce the proper even performance at the working voltage, it must be thrown out and with it the solution in which it has been used. If the solution is not changed a new plate will also operate badly. A bottom clearance of one or two inches

the firm, altho there are degrees of hardness due to the mechanical treatment the metal receives in rolling. Any aluminum that is purchased from the Aluminum Company of America should accordingly be satisfactory if it is in sheet form.

Cast aluminum is usually adulterated with zinc for the double reason that better castings are secured and that the foundry (which gets paid by the pound) gets more money for the same number of pieces. Impure sheet aluminum is also on the market. It is made from remelted material that was originally pure but now contains copper, iron, zinc and very commonly a good deal of carbon.

The general effect of the above is that any aluminum which was certainly pur-

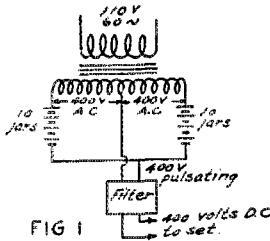


FIG 1

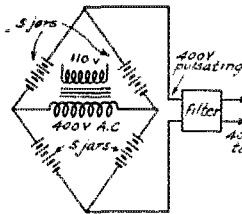


FIG 2

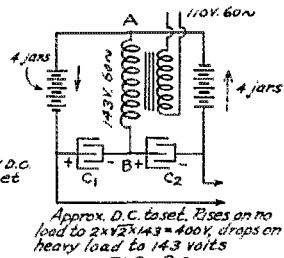


FIG. 3a

underneath the electrodes will aid if poor aluminum is used as the resulting precipitates can accumulate for some time before doing much damage.

Sources of Aluminum

Sheet aluminum may be obtained from the Aluminum Company of America but no information has been forthcoming as to the grades, prices, or commercial forms. Eimer and Amand, 240 West 42nd St., New York City, supply electrolytic rectifier plates which have been formed in advance. Old aluminum arrester cones are good as the material has been chosen for a similar purpose. Aluminum rod may be obtained in the form used in electric and oxyacetylene welding. These rods are 36" x 1/4" and seem to be satisfactorily pure. Castings have been mentioned before and if they are made to order, care should be taken that the foundry does not add excessive zinc. Zinc is necessary to secure a clean casting but foundries have a pleasant habit of selling castings by the pound, which induces them to add zinc or something of that sort to weight up an aluminum casting.

The aluminum sold in the United States and Canada is that prepared by the Aluminum Company of America and its Canadian associate company or else is remelted and adulterated aluminum which was originally of the same origin. The process by which the aluminum is originally prepared is electrolytic and the metal is quite pure. It is obtainable in only this one degree of purity, according to the Boston agency of

chased from the Aluminum Co. of America will be satisfactory.

Cleaning the Jars

When a cell has run for some time, a milky precipitate appears at the bottom. If the cell is deep, this will not reach the plates for some time. When the plates are reached, the cell should be cleaned up. The plates are laid aside while the jars are being emptied and scrubbed. If all the plates have been working perfectly, they should not be scratched or handled. If some are bad, they should be replaced and the rest used again, but if most of the cells are dead, it is necessary to clean up all the plates with lye and a coarse brush, then wash in water and reassemble with fresh solution.

Volume of Liquid

A large volume of liquid is not necessary if the voltage per cell and the size of plate are correctly chosen. A good rectifier operates at high efficiency, hence a large volume of electrolyte is not necessary for cooling purposes or to minimize the effect of evaporation. Ordinary jelly glasses may be used for a rectifier supplying two 50-watt tubes at 1200 volts, and if the rectifier is operating properly will after several hours operation have heated so little that one cannot detect any difference by feeling the jars. The generally accepted idea that a pint or quart of solution is needed for such a rectifier or that a water jacket is necessary is based entirely on the performance of inefficient rectifiers.

Tests of Proper Functioning

Contrary to very general opinion, there must be no fireworks on the aluminum electrode. A very little thought will show that spectacular green sparks on the aluminum represent considerably electrical energy at ten cents per kilowatt hour, not to speak of the great wear on the aluminum electrodes which accompanies such a performance. Fireworks are a definite proof of excessive voltage per cell and the only remedy is to add more jars in series until the scintillating sparks have disappeared and been replaced by a uniform glow having

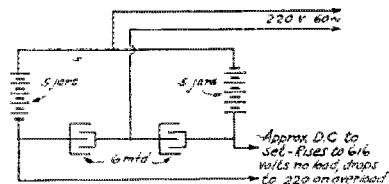


FIG. 3b With condensers rated about 400v on two 5" tubes

the appearance of phosphorescence. More jars may be added until this disappears also, but it is neither necessary nor desirable. The phosphorescent condition indicates a properly working cell. One that is dark *may* be working properly but there is no proof.

Rectifiers for Particular Jobs

A—One 5-watt tube, 350 volts, 40 mils ("E" tube or VT-2). Submerged part of aluminum plates, 1 square inch. Jars required, 20 for center tap or "bridge" connection, 10 for "voltage doubling" connection. (See "Rectifier Circuits".)

B—One 5-watt tube, 1000 volts, 75 mils (U.V.203). Submerged part of aluminum plates, 2 square inches. Jars required, 50 for center tap or bridge connection, 25 for voltage doubling connection.

C—One 50-watt tube, 1000 volts, 100 mils (U.V.203). Submerged part of aluminum plates, 2½ square inches. Jars required, 50 for center tap or bridge connection, 25 for voltage doubling connection.

D—One 50-watt tube, 1500 volts, 200 mils (U.V.203). Submerged part of aluminum plates, 5 square inches. Jars required, 72 for center tap or bridge connection, 36 for voltage doubling connection.

For two or three tubes use same number of jars but double or triple size of plates.

In all cases leave ¼" to 2" clear space under the plates.

For rectifier "A", 1" x 6" test tubes are possible. For rectifiers "B" and "C" jelly glasses are OK; for rectifier "D" jelly glasses or deep drinking glasses.

These rectifiers are very conservative and the size of the plates may be reduced thirty per-cent for intermittent work. The number of jars must not (with commercial aluminum) be much reduced.

Filters

A rectifier does not turn out direct current when it is operating on single phase supply. It merely turns the alternating current into a pulsating current. That pulsating current is 100 per cent. modulated at the supply frequency; it carries the very heaviest "growl" that can conceivably be put into any supply current and in consequence the tube set will also have a terrific 60-cycle growl on its emitted wave.

It is the job of the filter to receive this pulsating current and smooth it out so that the current which leaves the filter does so at an even rate; in other words, is true direct and continuous current.

There seems to be a general impression amongst the cheaper broadcast stations (which usually use rectified a.c. plate supply) that one only needs to bridge across the rectifier a large condenser and all will be well. This is not exactly true even when the condenser is very large and is very far from true if the condenser is kept to reasonable dimensions. It is, however, possible to construct a cheap and a compact filter without using vast capacities and still secure excellent results. We hope soon to publish a paper on this subject.

The Rectifier and the Radiophone

A rectifier used for a radiophone should be especially liberally designed and carefully operated. Noises that in themselves are not in the least objectionable are quite ample to ruin delicate shades of tone when music is rendered. These noises may be due to sparking and boiling of the rectifier or to a defective filter which was not designed but simply put together by guess so that much "60-cycle" comes thru.

An excellent test is to listen to the carrier wave with an oscillating tube when the set is not being spoken or sung into. If the heterodyne note is not perfectly clear, that radiophone has no chance of ever turning out perfect music, regardless of the system or degree of modulation. Not one broadcast station in twenty will pass this test, which in itself is sufficient comment on the offhand way the present broadcast station is operated.

In the case of one Louisiana newspaper broadcasting station the "cooking" of the rectifier is so strong that it can be heard with a crystal at 5 miles and the 60-cycle hum causes all high pitched notes to "burr" strongly. Yet this paper is proud of its phone.

In the case of that station and many others much time, money and effort has been spent and nothing whatever produced that is worthy of respect, simply because there has been overlooked the very obvious precaution of listening to the output of the station in a highly critical mood and then making the needed changes in the rectifier, filter and possibly modulation system.

Rectifier Circuits

Of the three popular rectifier circuits the split-secondary seems to be in most general use, probably because it is simple and its action is rather obvious. This is shown in Figure 1.

The "bridge" circuit is somewhat less used but has the advantage that it can be operated with a transformer designed for some other purpose and not equipped with a center tap. This circuit is shown in Figure 2.

The "voltage-doubling" circuit has a theoretical advantage in that the output voltage is higher than the input voltage. Referring to Figure 3 the action is as follows: assuming for the moment that the end A of the transformer secondary is positive the current will flow as shown by the solid arrows and the condenser C_1 will be charged as marked. Now when the secondary voltage reverses the end B becomes positive and the condenser C_1 becomes charged as marked, while no current flows into the condenser C_2 . Eventually both C_1 and C_2 will be charged to the peak voltage of the transformer, which is $\sqrt{2}$ times the secondary voltage. Now note that C_1 and C_2 are in series for the output, so this voltage is doubled. Thus if we started with a secondary having a voltage of 143 we would now have $2 \times \sqrt{2} \times 143 = 400$ volts. This holds only as long as no load is applied. If we connect a load (some tubes) to the output leads, the condenser

C_1 will be getting discharged while the condenser C_2 is getting charged, and unless the condensers are very large we will drag the voltage down to something like the transformer secondary voltage. In other words the voltage regulation of this sort of set is very poor. That is not necessarily a disadvantage as a sending station using oxide filament (Western Electric) tubes is thus made self protecting.

The voltage doubling circuit is to a certain extent self-filtering as the variations across the two condensers are in opposite phase and so cancel out. It will stand much more critical inspection than many center-tapped rectifiers with alleged filters.

The voltage-doubling circuit has one very pretty possibility. Where 220 volts A.C. is available the voltage-doubling circuit is all that is necessary to supply 400 volts plate for a small radiophone using 5-watt Western Electric "E" tubes (VT-2). This scheme Fig. 3b has been used quite successfully by Mr. J. E. Parker of 3XK. A condenser should be placed in the ground lead to avoid grounding the power line.

Number of Jars Used with Different Circuits

All three of the figures have been drawn as applying to an output voltage of 400 and the number of jars in each "string" marked alongside. The basis is an allowance of 40 volts per jar. Whether that particular voltage per jar is used or not, the relative number of jars required by the different systems is still the same.

The Lackawanna Phone Experiments

THE Delaware, Lackawanna & Western Railroad has resumed the experiments we heard quite a bit about before the war in telephoning from moving trains. With the later improvements and under the direction of D. W. Richardson, 3XM, of Princeton, some very interesting results have been secured.

Good signals were obtained with a single wire on one car but better results were had later with three cages $4\frac{1}{2}$ inches in diameter, of six wires each, and suspended eighteen inches above the roof of the buffet car. A fifteen-watt phone set and a detector and two-step amplifier in conjunction with a regenerative set completed the equipment. Tests were made in late March on the Lackawanna Limited, the station signing "DL"

A very good idea was gained in the matter of what surroundings affect transmission and reception. The tests were made over all kinds of ground and at altitudes from a few feet above the high tide mark to two thousand feet above sea level. Under the steel superstructure of the terminal at Hoboken a few local amateur stations, two

on phone, were picked up but there was a great increase on leaving the shed. Inside the Bergen tunnel, which is 4,233 feet long



Edgar Sisson, jr., "ES" at 3DH, who with G. D. Murray and D. W. Richardson, all of Princeton University, had charge of the Lackawanna train experiments.

Underwood & Underwood photo. and 90 feet underground, two C.W. stations and several ships were heard dis-

tinctly. On emerging from the tunnel the signals increased with a "bang." Going thru Newark and the Oranges tests were made in transmitting with the phone, which


was picked up by several stations. When about ten miles from Scranton, SARI was worked while coming down the mountains
(Continued on page 34)

Radio Central

A Paper presented by Pierre Boucheron at meeting of Radio Club of America, Columbia University, January 27, 1922

OUR subject for this evening is to be pictorial rather than technical. I have therefore prepared a short paper based chiefly on the outstanding facts of the big station. I will first read this paper to you and then we shall proceed with the pictorial section. For this we have a number of slides featuring the most prominent sites and apparatus

end entirely. Here we have a huge station built by a commercial concern for a distinctly commercial purpose. My only excuse, therefore, is that the real radio enthusiast, whether an amateur or a professional (and by the way many of us here this evening are professionals) is vitally interested in everything concerning radio. Indeed, one has only to pick up the average radio magazine



Receiving Shelf at Riverhead, L. I.

at Radio Central. We will follow this by a short reel of moving pictures depicting several interesting construction scenes and other incidents connected with the station, followed by some views taken on the official opening day, November 5, 1921.


Before we proceed, we shall indulge in a few preliminary remarks. Some of you may wonder why the subject of the evening should be brought up before an amateur organization, for at first thought the activities of Radio Central are essentially commercial ones, and this paper deals with that

and glance through the pages to note the many and frequent descriptions of strictly commercial apparatus or plants originating not only in this country but throughout the world as well. This undoubtedly proves that the average radio amateur is interested in other subjects besides the strictly experimental one.

Then too we have in Radio Central perhaps the greatest radio project in the history of the art. In order that we may bring home the significance and the importance of this latest of American under-

takings, a little history is possibly not out of place here. For many years, England has enjoyed the unique position of being the sole arbiter of the world's communica-

tion. This means that existing radio and cable facilities to such leading commercial nations as Great Britain, France, Norway and Ger-

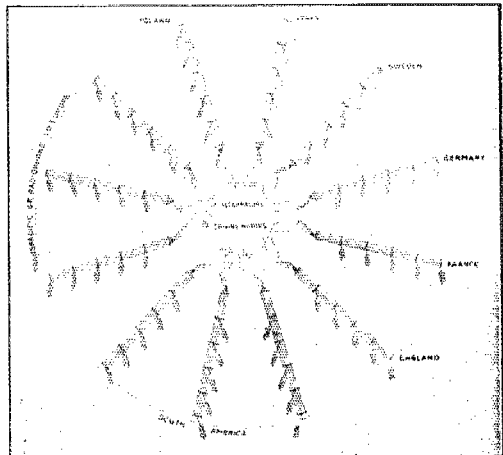


Main Control Switchboard at Radio Central

tion. She has been so to speak the center of communication—cable communication. You have but to look at any communication map to have this fact demonstrated to you in a most conclusive manner. Here you will see the great cables of the world stretching out far and wide to the most remote corners. Incidentally, you will see this giant network of lines merge into one general direction or focal point—that of England. I am not here to tell you that England is to be censured for this. On the contrary, any other nation would have done likewise if placed in the same advantageous position, and it is only natural to expect this. These factors and the fact that the United States has not had adequate means of international communication have not particularly helped us to develop foreign trade. It was quite natural therefore that shortly after the great war, it was decided that if England was the center of cable communication, there was no reason why the United States should not be the center of radio communication. It was thus that Radio Central was conceived—a 100% American owned, controlled and operated wireless central point with facilities for world-wide wireless communication.

many are now supplemented by a *direct* radio telegraph service.

Commerce, as we know it today, depends upon complex and highly specialized factors



The Antenna Combination

With the opening of Radio Central, therefore, New York becomes the focal point of

for success. One of its most important agencies is communication, bringing, as it



Above: Main Operating Room at New York.


Below: One leg of the antenna.

does, the marts of the world within easy reach of all. Indeed, without this vehicle world trade would fail utterly. Thus it has come to pass that the art of radio communication has slowly but surely taken its place as a necessary supplement to present cable circuits, and not only is Europe and the Orient covered by the radio system but the new station recently opened has been designed to eventually provide an additional and direct circuit to South America, thereby linking all commercial nations together.

Radio Central—Its Purpose and How It Functions

Unlike many industries, radio communication is essentially international in its operation and world wide in its scope. For this reason it has been the dream of communication engineers for several years to erect a huge transmitting station at a centrally located point in such wise as to command a world wide field of activity. Radio Central is the realization of this vision.

In the pioneer days of high power radio telegraphy, a station functioned alternately as a transmitter, a receiver and a telegraph



office. This involved much loss of time and greatly reduced traffic facilities, for a station had to stop sending while it received and vice versa. It, therefore, became apparent that the ideal radio station should comprise three separate but closely connected units operating by remote control and employing a transmitting unit, a receiving unit and a central traffic office, the latter preferably in the heart of the business district of large cities. The Radio Corporation has had this system in operation for some time and having found it most effective has incorporated it in the operation of Radio Central and other trans-Atlantic stations.

The new radio station, therefore, comprises these three units which are:

RADIO CENTRAL—A high power multiplex transmitting station located on Long Island some distance from New York City, planned to have several separate antenna systems each designed to communicate with a given country with remote telegraphic control from a point suitable to the handling of traffic.

RIVERHEAD, L. I.—A multiplex receiving station also located some distance from New York but separated by sixteen miles from the transmitter and so planned and arranged as to simultaneously receive all radiograms destined to the United States from as many foreign countries as take part in the world wide wireless system.

CENTRAL TRAFFIC OFFICE, NEW YORK CITY—The traffic center of the system where all actual radio telegraph operating takes place. Here radiograms are gathered from various sources and directly radioed to foreign points through Radio Central and other high power stations. This direct transmission is accomplished through the use of a special remote control system whereby operators at 64 Broad Street, New York City, do all necessary transmitting work.

In a like manner reception is accomplished with similar direct advantages where the incoming signals are made audible at Riverhead, L. I., and automatically transferred over land-lines to the central traffic office located in the heart of New York's financial district. These signals are interpreted and recorded on typewriters by skilled telegraph operators at highspeed or are automatically received by ink-recorders. Final delivery is then effected through the regular messenger service.

Outstanding Facts About Radio Central

Radio Central Station is designed for world-wide wireless communication which includes Europe, South America and the Far East. This Super-Station is situated at Rocky Point (seven miles east of Port Jefferson) on the northern shore of Long Island, seventy miles from New York City. The station site covers 6,400 acres or 10

square miles. The construction began in July, 1920, and the first test signals were sent in October, 1921, a little more than a year later, a record in itself when one considers the great amount of work accomplished. 1,800 tons of structural steel were used to erect the first twelve towers, each employing approximately 150 tons. Each tower is 410 feet in overall height and the cross arm or bridge supporting the antenna wires at the top is 150 feet long. 8,200 tons of concrete were employed for the foundations of the twelve towers, the base of each tower leg being sunk nine feet below the ground with a total base area of 360 square feet. The distance between two adjacent towers is 1,250 feet or nearly three miles from the first to the twelfth tower.

Each antenna consists of sixteen silicon bronze cables $\frac{3}{8}$ inches in diameter stretched horizontally from tower to tower. In all, fifty miles of this cable has been used for the first two antenna systems. The ground system for both antennae consists of 450 miles of copper wire buried in the ground in starfish and grid-iron fashion. The first power-house section covers a space of 130 feet by 60 feet and accomodates two 200 K.W. high frequency transmitting alternators with auxiliaries and equipment. A sending speed of 100 words per minute is possible with the use of each transmitting unit at Radio Central. This means a combined sending capacity of 200 words per minute for the two completed units. The present wave length in use is 16,500 meters. The erection of additional antenna units forming the spokes of the huge wheel and further improvements which are being made will correspondingly increase the transmitting capacity of the big station.

The transmitting range of Radio Central is practically world wide, as demonstrated at the official opening when the station was heard in all parts of Europe, as well as Australia, South America, Japan, and New Zealand.

The cooling pond for cooling the water after it has circulated through the high speed alternators covers a ground space of 64 feet by 42 feet and is 7 feet deep. The pond is equipped with four spray heads which, when operating, present a beautiful and ornamental appearance.

The community house for the staff is a low one-story building closely resembling an exclusive country club. It contains sixteen single rooms, an official suite, a large living room and dining room as well as quarters for servants. The engineer in charge with a staff of fifteen assistants comprises the personnel necessary to maintain the huge station in operation at present. The 23,000 volt transmission line was built from Port Jefferson to the station, a distance of seven miles. There are no radio operators at Radio Central, the actual transmission taking place by remote control


from the Central Traffic Office at 64 Broad Street, New York City.

The receiving station working in conjunction with Radio Central is located at Riverhead, L. I., sixteen miles away. No operators are located here, for the distant signals are first received by radio, automatically transferred to wire lines and received at audible tones at the central traffic office, New York City. The action is automatic from the time the signals are transmitted abroad, picked up by the aerial, to the moment of actual transcribing by the receiving operators in New York.

The final installation at Radio Central will comprise twelve antenna units supported by 72 towers, forming so to speak the spokes of a giant wheel nearly three miles in diameter. Ten high-frequency alternators will be employed which in total will give a power output of 2,000 kilowatts or 2,700 horsepower. The electrical force thus brought into play at Radio Central permits the realization of the vision of communication engineers to transmit messages to all points of the world from a *single* centrally-located source.

The station was officially opened by President Harding on November 5, 1921 who took advantage of the occasion by sending a message addressed to the entire world. The sending of this message was accomplished as follows. It was first punched out on a tape by means of the Kleinschmidt perforator and then passed through a Wheatstone automatic transmitter. At a given moment, the President closed a switch near his desk at the White House and the message sped on its way from Washington to Rocky Point via the medium of a direct wire connected to the sending relay at Radio Central from where of course it was broadcasted. Something like thirty-three nations heard the President's message and these immediately acknowledged it by means of the quickest available method. Some of course, not being equipped with high power transmitters, cabled their reply but the majority came by radio. Incidentally, a world record for long distance radio communication was established at this time when far-off Auckland, New Zealand, a distance of over 10,000 miles, easily copied the message and reported the signals quite strong and reliable.

An interesting contrast to this record transmission is furnished us by some remarks exchanged between Guglielmo Marconi and a reporter twenty-five years ago



The Power House at Radio Central.

during an interview shortly thereafter published in McClure's Magazine for March, 1897:

—“And how far do you think a despatch could thus be sent?”
 “Twenty miles!” (replied Mr. Marconi).

“Why do you limit it to twenty miles?”

“I am speaking within practical limits, and thinking of the transmitter and receiver as thus far calculated. The distance depends simply upon the amount of the exciting energy and the dimensions of the two conductors from which the wave proceeds.”

Twenty miles in 1897—10,000 miles in 1922. In the comparatively short span of 25 years, radio communication has certainly made tremendous progress.

There is another little matter too which may have occurred to you and this has to do with the recent trans-Atlantic amateur test. Mr. Godley had no sooner assured us that amateur short wave communication across the Atlantic was an accomplished fact that some of the general public began to ask “how come” the fact that amateurs could with their “home made” sending sets send across the Atlantic with as low as a

50-watt tube when it took the commercial stations 200 kilowatts more or less of electrical energy to do the same thing. It has been a hard job convincing these wise folks that telegraphing across the pond with comparatively small power at a special prearranged period at a most favorable time of the year under best possible conditions was one thing and to telegraph across the Atlantic with comparatively great power under all and any condition, winter and summer day and night and at

high speed was quite another proposition. To you of course, familiar as you are with the wiles of radio, it is quite understandable but it is a different thing to prove it to the casual observer. I bring it to your attention only because to some it may seem rather incongruous to feature Radio Central at this time when we have not yet recovered from the glorious achievement of American amateur radio and its international communication possibilities.

Revision of Fire Underwriters' Rules

THE National Electrical (Fire) Code embodies the regulations formulated by the National Board of Fire Underwriters to insure the safety of buildings in which electrical installations of any kind have been made.

If these requirements are not met, insurance may be refused entirely or only granted at a much higher rate. Rule 86 of this Code covers the installation of radio equipment and in connection with the general revision of the code now in progress, it has been decided to revise this rule.


Certain tentative requirements have already been drawn up and published in mimeographed form as Letter Circular 62 of the Bureau of Standards. Any one especially interested in this subject may obtain a copy by writing to the Bureau, and suggestions concerning the changes in the code will be gladly received by William S. Boyd, Chairman of the National Fire Protection Association, 175 W. Jackson Boulevard, Chicago, Ill., until September 1, 1922.

Meanwhile the proposed changes are being followed by local inspectors to obtain "field experience", which will be the final test of merit in determining whether or not the changes will be formally adopted this coming fall. Representatives of various interests concerned have met in conference many times in the past year to discuss these matters. Our A.R.R.L. has been duly represented, by a technical committee headed by Mr. R. H. G. Mathews of 9ZN as Chairman, and at the later sessions by our former vice-president Mr. C. A. Service, Jr. For once in its life our A.R.R.L. has been in the (for it) peculiar position of favoring more restrictive rules and opposing a field whose sentiment it was to ease

up on the regulations, which is quite contrary to the attitude which perforce has been our representatives' in radio legislative matters from time to time. In this case the tendency to ease up on the fire protection regulations was so influenced at times by the desire to make it easy for Mr. Everyman to have a radio set that proper and desirable protection was being sacrificed, in the opinion of our representatives.

Regulations for Receiving Stations

The proposed rules for receiving sets provide that aerials shall not pass over or under circuits of more than 600 volts; that the lead-in shall enter thru a bushing and shall not be smaller than No. 14 copper or No. 17 copper-clad steel wire, B. & S. gauge. An antenna grounding switch will no longer be compulsory but is still desirable; in any event, however, protection is to be secured by the use of an "approved lightning arrester which will operate at a potential of 500 volts or less", which shall be con-



nected and located as near as practicable to the point where the lead-in enters the building. When an antenna grounding switch is installed it shall in its closed position form a shunt around the arrester. The same gauges apply to the protective ground wires as to the lead-in. Water piping is endorsed as a good ground connection but gas piping is barred. It is to be noted that the protective ground may be indoors or out. The receiving set ground wire also must be not less than No. 14 copper or No. 17 copper-clad steel and if run in full compliance with the rules respecting the protective ground wire, it may be used for both purposes.

Transmitter Regulations

Transmitter lead-ins shall not be smaller than No. 14 B. & S. gauge and all h.f. conductors must be firmly mounted five inches clear of building, etc., and both aerial and counterpoise lead-ins shall enter thru a bushing or tube having a distance of at least five inches to extraneous bodies. A drilled window-pane is OK'd. Antenna lead (and counterpoise as well, if used) shall be capable of grounding thru a double-throw knife switch having a break distance of 4 inches and a blade not less than $\frac{1}{8}$ inch by $\frac{1}{2}$ inch, this switch being mounted to clear the building wall, etc., by at least 5 inches. Slate bases are not recommended. It is at present contemplated that the switch may be located either inside or outside the building. The protective ground wire shall be at least as large as the lead-in and not smaller than No. 14 B. & S. Preference is given water-piping as an earth connection, with gas piping prohibited. The operating ground shall be of copper strip not less than $\frac{3}{8}$ inch by $\frac{1}{4}$ inch or of copper or copper-clad steel having a periphery of at least $\frac{3}{4}$ inch (for ex-

ample a No. 2 B. & S. wire). Neither ground need be insulated.

When street mains supply the power the circuit shall be installed in approved metal conduit, armored cable or metal raceways, even if lead-covered wire is used. A surge-protector shall be installed close to and on the supply side of every transformer, gap motor, generator motor, etc., consisting of one of the following: (1) two condensers (not less than $\frac{1}{2}$ mfd., 600-volt test) in series across line with mid-point grounded, and each condenser shunted by a fixed spark-gap not over $\frac{1}{8}$ inch separation; (2) two vacuum type protectors in series across line, mid-point grounded; (3) non-inductive resistors across line, mid-point grounded; (4) electrolytic arresters such as the aluminum cell type. In no case (thank heavens!) shall the ground wire of the protective device run parallel with the operating ground wire when within a distance of 30 feet nor may the protective ground be connected to the operating ground or ground wire.

We live in hopes.

—K.B.W.

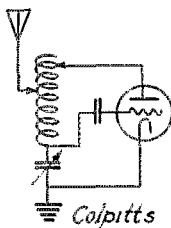
Circuits

THERE is much confusion among amateurs as to the proper name for the type of transmitting circuit they use. There are only a few basic types and just a few words will clear up the matter for keeps.

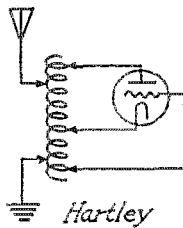
In the first place these are all Armstrong circuits, in that they make use of the feedback principle discovered by E. H. Armstrong. Different investigators subsequent-

this circuit that the r.f. power is introduced into the aerial circuit by means of charging the condenser formed by the antenna. In other words, it is a capacitively-coupled circuit.

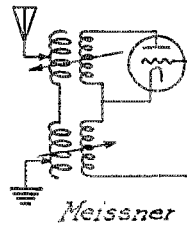
The Hartley is the simplest of the electromagnetically-coupled circuits. It is sometimes known as the "split-inductance" hook-up, the filament tap to inductance being between the anode and grid connec-



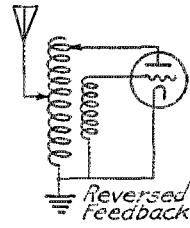
Colpitts



Hartley



Meissner



Reversed Feedback

ly developed their own trick oscillators, each particularly suited to their own purpose, and their names are commonly associated with their circuits. There are a great number of such hook-ups but four chief ones which are encountered daily. A few words on each will enable the reader to identify the oscillators he sees in his later reading.

The Colpitts circuit has as its distinguishing feature a series condenser in the ground lead, across which the grid and filament are connected to secure a direct voltage feed-back. It may also be shown in

Ordinarily aerial and ground connections are taken off this same inductance, but the closed oscillator of Hartley's may be inductively coupled to the antenna circuit and the arrangement still be a Hartley.

The Meissner circuit differs radically from the Hartley, even from the coupled Hartley circuit, in that the grid and anode inductances are not electromagnetically coupled to each other. Instead, each is coupled independently to the antenna circuit inductance. If anode and grid circuits are coupled directly to each other, it is not a Meissner circuit. Over a considerable

band of frequencies the Meissner circuit will work without change in grid or anode inductances, the said circuits functioning aperiodically and the wave length being determined by the adjustments of the aerial circuit.

It's somewhat difficult to find a name for the last circuit shown, which differs considerably in its action from any of the others. Its nearest neighbor is the Hartley. If that portion of the Hartley inductance comprising the grid circuit be bent back and telescoped within the remainder of the inductance, we get this new arrangement, which has been called the "reversed

feedback" circuit by Mr. R. A. Heising. In bending back this portion of the inductance to form a grid tickler it is necessary either to reverse the direction of its winding or to reverse its terminals—whence, presumably, its name.

The student of circuits will find much that will interest him in a most comprehensive and profusely illustrated article by R. A. Heising entitled "The Audion Oscillator", appearing in the Journal of the American Institute of Electrical Engineers for April and May, 1920.

— K.B.W.

QRM--Local and Domestic

By Gordon Peck, 2HC

WHO was the guy that said, "There's always something to take the joy out of life?" I'm sure I don't know but nevertheless there is much truth contained in those words.

Wireless is no exception. Ah, how well we amateurs are aware of it. We talk about it, read about it and worst of all we are compelled to listen to it. You all know what IT is. QRM is the answer. Every effort is being made to conquer it and through the help of the A.R.R.L. and the hearty co-operation of the amateurs, the local part of it I'm sure, will be eradicated to a certain extent in the near future.

Local QRM, although by far the worst enemy, is by no means the only one. Take for instance Domestic QRM. Oh boy, there is no real wild and woolly amateur that ever escapes this terrible mutilation of his tranquility, especially if his family has a full complement of brothers and sisters.

For example take George, an honest-to-goodness BUG who would like nothing better than to grab up about ten thousand dollars worth of nifty instruments, VT's and the usual junk, build himself a shack on top of the highest mountain he could find, safe from all intruders, where he could jab away at the old key to his heart's content and not even have to stop for meals.


But alas! George is no exception nor is he any privileged character, having to go to school just the same as the other fellows and (in his mind) waste a perfectly good six hours a day for six days in the week.

Of course all he ever thinks of in his English or History period is that new hook-up or something-or-other and to his bitter misfortune he generally gets called upon to answer some fool question on Ancient History. Naturally it always comes just as he is carefully scribbling out the swellest little diagram of how to make a crystal oscillate or somethin' that you ever saw. As usual, dire calamity follows,

the result being something like this:—

"George Smith, what did Caesar say to Brutus in his last breath?"

Poor George stiffens a bit and scrambling to his feet, sputters out something like this, "Did you call on me, Teacher, er-er-why-er-Caesar didn't strike h-his wife t-tall he-er—?"



"STOP"—cries the teacher, "That will be enough, George Smith, take your seat. You are very inattentive."

Whereupon poor George takes his seat amid much gloom and humiliation yet secretly glad *that's* over with.

At last the bell and, hootin' cooties, what a rush! George's one and only idea is to get home to his shack as soon as possible if not sooner. Immediately on entering the room he quickly dashes to the table, slams in a switch, clamps the cans over his noble dome and from thence on is lost to the world.


Now right here is where the Domestic QRM comes in. It usually begins like this: "Oh Georgie, Georgieeee, Georgieeeee do you hear me?"

Georgie reluctantly hashes out some QR's and an "AS OM" and slowly proceeds to the head of the stairs:

"Yes, Ma."

"George, I want you to go to the store for me right away. It will only take you a few minutes."

"Oooo Gee, Ma could you wait just five minutes more and I'll promise to come right down."



"Alright only five minutes now."

A few minutes later, "Oh Georgiee!"

"Yes, Ma."

"You come right down here this minute. Bridget must get the washing done today and she is all out of soap so you must go immediately."

No use, he's been up against this before and past experience says go to it. So, with a, "Sorry Ma, I forgot" and a minute more in the shack to send, "QRX PSE OM CUL" he makes his exit.

Back again from the store he immediately begins his pounding of brass, thinking that at last he is free, when to his horror along trots little Sis with:

"I'm going to Jimmie's for supper and Ma says its too far for me to go alone so you will have to take me over."

"Sufferin' catfish, can't you go alone, why the—Oh what's the use, I suppose I'll save time by going right away. Hurry up, Sis, and get on your duds," and he's off again.

A while later George returns with the idea that at last he will be unmolested, when to his dismal shack comes the sweet notes of the dinner gong and now no hope until after grub. He is at least thankful that in some mysterious way his homework is all done and he won't have that to bother him.

But this Domestic QRM is not so easily gotten rid of, for no sooner does he get settled down for a nice long chat with SPDQ, 6BVD or some other distant station, than in rushes Kid Brother with some undone Algebra and as father has gotten just a bit rusty in math in his old age it is naturally up to poor George and again he is compelled to make the great sacrifice.

And so it goes day in and night out, at least so it seems to go to George but as a matter of fact—Shhh! don't say a word, Georgie makes good use of it very often as an excuse for a QTA to some bug who is sending just a little to fast, George in turn replying with a "Sorri OM bt QRM radio room."

THE LACKAWANNA PHONE EXPERIMENTS.

(Continued from page 26)

about 65 miles per hour, the voice being very clear both ways and heard all over the car. 8RH and 8BUW were worked in Scranton. 8BUW was repeating back a message when the train went thru a tunnel with hardly noticeable effects on the signals. Two way communication was carried on for twelve miles until going around a mountain when 8BUW was lost and not picked up again until the train had ascended to a large lake. Here 8ADQ and 8AOE were also listed.

A summary of the log between 5:15 and 7:10 p.m. on March 26th following stations were heard in the order named: 2BRB QRZ, 1RX QRK, 2BK QSA, 1RX QSA, (about 40 miles from Scranton going 60 miles per hour) 1ARY loudest so far, 2BM QRK, 1RX very QSA, (now passing over plain and signals much stronger) 1CNI QRK, 1BQL QRK, 1GM very QSA, 2AHU QSA, 1ADL very QSA, 2ACY QSA (near Blainstown, N. J.)

Mr. Richardson explains that when he lists a call followed by "QRK" he means it was readable about 70 feet from the loud-speaker with the train windows open and "QSA" means readable about two blocks away when the train happens to be at a station. During the evening of April 5th the following were picked up: 2BFX, 1CK, 3ZO, 8CGZ, 1WQ and 9YB all very QSA; 8AWU, 8AHE, 8TT and 8AVT all QSA; 1AZK and 1CO both QRK; (11 P.M.) 8AVT, 8DK, 8WD, 8LQ, 8RQ, 8AJU and 9ME all very QSA; 8XE, 9AZA, 1AW, 9DCX, 1BVB, 1XAE, 1BRQ and 8CGZ all QSA; 2ACD, 8ANO, 8AYV, 2AHN, 3AGT, 8AJV and 8ANK (?) all QRK; (12 mid-night) 9AZE, 9UU, 1SN, 9AGR, 8XZ, 9DKY, 3ARN and 8OZ all very QSA; 8LQ, 8GC and 8AGO all QSA; 8AWP, 8ZQ, 9AUL, 9OX and 8AAG all QRK.

"The loudest station of all, I think, for long distance, was 9DCX, which was little less than brutal," says Mr. Richardson.

(Concluded on page 40)

EDITORIALS

de AMERICAN RADIO RELAY LEAGUE



Our QST

WITH all the other magazines turning eagerly to popular radio because of the greater financial reward to be obtained in the big field of broadcast fans, we are more than ever determined that QST shall remain a magazine "of, by and for the amateur".

Our Board of Direction recently had to consider the question whether or not our QST should be changed into a popular magazine devoted to "the man in the street", in order to survive financially. Some cool and collected mind on the Board asked "Why? Why should we? QST is the mouthpiece of our association of amateurs, and if we can't support it as such it's time we quit". That judgment prevailed, of course, and it justifies itself more every day. There shall be one magazine devoted to the practical amateur! It isn't worth a cent to us amateurs to own a magazine telling how to copy broadcasts on a needle stuck in a potato for an aerial and a ground in mother's flower-pot, or in tedious answers to "how far away is 200 meters?".

There's another angle to this thing, too. All the broadcast listeners aren't "dumb-bells", as T.O.M. has it—not by a jugful. A great many of them are going to become real amateurs and they'll need a real amateur magazine. They'll be wanting to transmit and they'll outgrow single-circuit tuners and they'll be curious as to what's happening in their sets. There is where QST will come in—we purpose to continue to be a magazine devoted to the practical improvement of short-wave two-way communication!

While we're talking about new-comers and listeners and things we want to protest the occasional characterization of the new radio folks as amateurs. They're not amateurs. An amateur is one who pursues a line of endeavor for love thereof and not for commercial gain. Broadcast listeners of course have no financial incentive but neither are they interested in radio as such, but rather are concerned only about hearing something and hang how they get it. They're not amateurs—they are radio fans, novices. We hope that some day they'll become amateurs but they are not today.

QST then is for us amateurs. Let us support it and boost it in order that we may

have a constantly-improving forum in which to club our ideas. The life of any magazine is dependent upon its advertising and advertisers don't advertise except where they get results. It is therefore the duty of us amateurs always to mention QST in writing advertisers, letting them know that the business comes because they advertise in our magazine. This support from our members, always an important thing, is more than ever vital in this day of over-sold factories and many magazines. "Always mention QST when writing to advertisers", please—it helps all of us. And tell the new folks about QST; they drift into wireless rather accidentally and it may be weeks before they hear of the A.R.R.L. and its magazine. Put them next, so that they may learn of an amateur magazine and, as they awake to the knowledge of what it means to be an amateur and a member of the League, they will be one with us in the support and improvement of our QST.

Opportunity

SOMETHING is about to happen in radio reception methods. We don't know what is coming but something seems about to arrive and the air is charged with expectation. It seems fairly certain that present day systems of radio receiving are about to be vastly improved, so greatly increased in efficiency that what we will call modern equipment will ere long be regarded as crystal detectors are today.

A rumor of a new method of reception is worth exactly nothing. But when carefully guarded reports start drifting about from several places one begins to wonder if where there is so much smoke there might not be a little fire after all. For example, it seems well established that Armstrong has a method of "super-regeneration" little short of revolutionary, which he is almost ready to announce to the world. Dame Rumor has it that, using two valves, the new system produces telegraph signals around a million times as good as a single regenerative audion of today. Somewhere we picked up the report that the idea is to prevent "spilling over" as the oscillating point is approached in regeneration—in other words, to be able to carry regeneration on and on without breaking into oscillation—and that this is done by feeding alternate negative

and positive resistance into the detector circuit, the resistance effects being created by the second valve. From France comes a report of a remarkable improvement in C.W. telegraph reception wherein, instead of heterodyning the incoming signals by means of an oscillating detector, the signal trains are caused to modulate the oscillating output of a feeble oscillator almost exactly as in a present-day constant-current radio telephone transmitter, with results said to be much improved over the more usual arrangements. Dr. Chaffee of Cruft Laboratory has something up his sleeve, too—something involving “antenna circuit regeneration” in addition to closed circuit regeneration, some more of the business of coupling a generator so as to feed negative resistance into a circuit to reduce its decrement and increase the current effects produced in it by the signal.

Much thought is being expended upon radio frequency amplification itself and altho there is still considerable to be desired in its performance on 200 meters and below, undoubtedly it will be “whipped” soon.

We should say that a remarkable opportunity to produce wonderfully-improved reception awaits the amateur who can devote some time to intelligent experiment in these directions. Perhaps a new line of thought will be opened up which will lead on to another epoch-making invention; in all probability that amateur will enormously improve his station's receiving performance, which in itself is sufficient reward; and at the very least he will have had a most interesting and instructive course of experiments in electron tube action. Why don't you try it?

Men Wanted

ARE you an amateur? If so, do you belong to the American Radio Relay League? If you don't, please read on:

There's an association of amateurs—the real amateurs who do things—known as the A.R.R.L. The only requirement for membership in it is the possession of a bona-fide interest in amateur radio. Accordingly almost anybody who wishes to can become a member but the radio fans who are only casually interested in wireless are not likely to find much in the A.R.R.L. which appeals to them. If you, Mr. Reader, are concerned only in the reception of signals and have never a stray thought as to what is happening in your set or why, or about how to improve results, then turn to something else in *QST* to read because this page won't interest you. However, if radio appeals to you for radio's sake, if you're actually interested in finding out what is going on, if you like to experiment with radio and can get a thrill

out of making your own apparatus perform for you, then either you're an amateur or you're rapidly becoming one. And in either case you ought to belong to the A.R.R.L.

The League is a national organization of men like that. It is “of, by and for the amateur”. Its directors and officers elected by its membership, are prominent amateurs. It governs its own affairs. It is not organized for profit and has no capital stock and no owners except its members. It is the standard-bearer in amateur affairs, recognized by the government as the spokesman of the American amateur.

The A.R.R.L. is primarily interested in radio telegraphy. Anybody can understand a phone and so it soon palls, but telegraphy goes on forever. The obvious activity of the League is the relaying of friendly messages by telegraphy between its member-stations, without charge and for the fun of the thing. Radio of course is a hobby, and capable of being followed in many ways. The method pursued by the League we feel is an entrancing one, and one which has stood the test of time. Relaying provides every possible working test for apparatus, teaches real operating, establishes a splendid fellowship amongst amateurs, makes co-operation absolutely imperative.

But the A.R.R.L. is much more than an organization of relayers. Its members stand united for legislative representation and protection, as a power for the enforcement of orderly operating and the courteous use of the ether. Above all it is a gang of *doers*—active lovers of the wireless game who, thru the co-operation afforded by their bonding into a national society, are able to stage special amateur radio affairs which provide an enjoyment of radio not to be found in desultory listening to radio telephones. *We relayed a message from the Atlantic to the Pacific and the answer back to the Atlantic in six and a half minutes! Our west-coast stations talk to amateurs in Hawaii! Scores of our member-stations have been heard in Europe and soon we'll be able to talk with amateurs there regularly.* Every night our thousands of members get on the air together and talk to each other, relay messages, make friends, enjoy radio.

You can do these things too, if you want to. Radio amateurs are ordinary human beings. It doesn't require a super-bean or a millionaire's income to build and operate a real station. You can learn to do these things and have just as much fun as the rest of us—if you have the inclination to become an amateur.

The A.R.R.L. would like to have you as a member, if you are interested. Bona-fide interest is the requirement. The only charge is the annual dues of \$2.00, which also includes a year's subscription to this magazine, *QST*. **COME ON IN WITH THE GANG!**



A NEW DEPARTMENT

In recognition of the rapid approach of the day when American amateurs will work across both oceans with comparative ease, and for the assistance of the amateur movement in other countries where similar aspirations are possessed by radio experimenters, QST establishes this department, which will be devoted to the presentation of information particularly looking towards the establishment of international amateur relay work.

Communications and news items of interest, particularly reports of amateur activity in foreign countries, are solicited.

It surely seems that regular international amateur communication will be an accomplished fact before long. As a direct result of our A.R.R.L. Transatlantic Tests great interest is being shown in the subject in many corners of the world, and we have the feeling that next fall will see its realization.

Amateur work with Canada, of course, we have had so many months that it is now a commonplace; yet do not all of us remember the real *thrill* that came with the knowledge that here were amateurs of two different countries actually breaking thru national barriers with private radio and knitting themselves into a common brotherhood? In just that same way we believe the amateurs of one country after another will come onto the air with us, and in not many months we will have an international affiliation. And Oh Boy! the thrill then! They're not all gone out of amateur radio yet—not by several micros.

As reported in the last QST, 6ZAC in Hawaii has established two-way communication with the U.S., and details of this remarkable work are found in this department. In our April issue we told of the tests of 3ZO with Venezuelan stations, and in our next issue we will have an interesting account of conditions in Porto Rico, surely justifying the expectation that the amateurs there will be QSO the U.S.A. by next fall and linking us with Latin-America as soon as the latter is ready. They're coming there too, fellows—there are amateurs in nearly every important city in South America, under restrictions it is true but getting

sufficient authorization in many special cases to make possible amateur intercommunication with the southern hemisphere. Around Buenos Aires in particular there are several good private stations, one at least having a phone with a range of several hundred miles.

In Holland there are many enthusiastic amateurs, most of whom speak English. No transmission is permitted there yet, but with Britain and France recognizing her amateurs we do not believe it will be long before the Dutch amateurs are accorded similar privileges.

Now for good news! In France the lid is off and amateur transmitting licenses are being issued! We have heard that the general limits are put at 100 watts of C.W. on 200 meters. While that is not overly generous, we immediately have hopes of connecting up with them. Just a short while ago the French amateur magazines were publishing lists of British amateur calls and wondering if ever they could publish any of their own. We join with hams the world over in offering hearty congratulations to the French amateurs. FB, OM!

The French calls so far issued are similar to those in our own country, running 8AA, 8AB, 8AC, etc., and already quite a few licenses have been issued. The power and wave length vary, it seems. For example, 8AB is Mr. Leon Deloy, Nice, who has something over 5 amperes of C.W. in the antenna on 525 meters. Mr. Deloy was attached to the U.S.N. Communications Office at Washington during the war, and is well known to a number of American amateurs. 8AD at Juvisy-sur-Orge at present has a 900-cycle spark on 200 meters, 0.7 amp. in the aerial, but with a C.W. set coming up. 8AE in Paris has C.W. on 200 meters, and 8AH has C.W. and phone on 200 meters; etc. Soon we'll have to send our fifteen cents to Paris for a French call-book.

Mr. Deloy seems an easy leader in the new French amateur field. Dr. Corret, editor of "La T.S.F. Moderne", speaks of him as their "A.R.R.L. man". He has had much the same experiences with C.W. as we fellows have—for a long time 2 amps. was his maximum, then he "got the com-

bination" and now he has 5 amps. This is obtained from two 50-watt tubes with 2000 volts A.C. on the anodes. Mr. Deloy works nicely with Friend Burnham in London, roughly 600 miles; Blackpool, Aberdeen, and other points in the British Isles at distances up to about 1000 miles.

In Great Britain things are humming. Numerous amateurs are now keen on hearing U.S. signals and it looks like there should be several hundred of them outfitted sufficiently for this purpose by next fall. There are between two hundred and three hundred transmitting licenses issued in England now, under restrictions of course, but the prospects for high-powered amateur transmission in special cases seem equally favorable. For example, the Manchester society, in conjunction with Mr. Burne, British 2KW, the most successful of the British contestants in the Transatlantics, have received permission to use a special aerial and a power of 1 k.w., C.W., which was granted them especially for the purpose of endeavoring to connect up with American amateurs. Fellow U.S. amateurs, these English amateurs are out to transmit to America and they'll be on the air very shortly with a big kilowatt of C.W. We've a job ahead of us, to get busy on reception methods and be ready to copy them when fall weather comes. We're better now on transmission than we are on reception, and we will have to overcome that if we have international aspirations.

The British amateurs want to improve their receivers and want us to send every night at an earlier hour than our DX work usually begins, as it is a killing job to sit up every night until 6 a.m. in quest of sigs. What they need is signals around 6 to 7:30 p.m. Eastern Standard Time, and we are advised that there are qualified amateurs in London, Manchester, Birmingham, Liverpool, Blackpool, Aberdeen, etc., ready and anxious to listen. Our Operating Department probably will conclude arrangements for special tests at an early date.

The English amateurs are getting on quite well. It seems probable that the 1000 meter wave length will be abandoned there, and 400 used instead, which is gratifying. Most of their work at present is phone, C.W. telegraphy being rarely used and spark never, the average wave being 350 meters. They are specializing on low-power transmission and ultra efficient reception. Their 50-watt phones cover the country; for example W. W. Burnham in London is regularly phoning as far as 2JZ in Aberdeen, 500 miles, on ten watts, day or night, using two valves for reception, one radio frequency amplifier and one detector while with 2 amps. on 360 meters he works voice to French 8AB in Nice.

The next winter is going to be a memor-

able one, fellows. Our cue is to do our utmost during the coming summer to bring our equipments to perfection in point of both reception and transmission. If we don't we will fall down in a wonderful opportunity, while if we do—the world is ours!

—K.B.W.

We ought to be able to hear French 8AB's five amps. of C.W., strays permitting. Mebbe Godley will dust off the ol' Super and give it a whirl from—Otter Cliffs would be a good place.

3ALN in Washington, D.C., and 8YD in East Cleveland, Ohio, report the signals of 6ZAC of Hawaii. 6ZAC has retaliated by reporting 1XM at 7:10 p.m. H.S.T. on April 14, on 200 meters. Some DX!

We wonder what next. And where oh where are the Sparks these days?

Messrs. Burnham & Co. of London announce that, owing to the growth of business it has been necessary to transfer their wireless department to a new company, "Burndept Ltd.," with offices and factory at Blackheath, S.E.3, and showrooms at 228 Shaftesbury Ave., New Oxford St., W.C.2. Demonstrations are given on most Sunday afternoons and a cordial invitation is extended to all American amateurs who happen to be visiting in London to call on them.

The A.R.R.L. Board of Direction has a committee known as the International Advisory Committee of the A.R.R.L., whose function it is to aid in the development of amateur relay work in foreign countries. The League does not believe it wise to undertake the formation of foreign branches of the A.R.R.L. even upon request but will gladly be of every possible assistance in the formation of societies "of by and for the amateur" in such countries. Correspondents desiring data are invited to address the League secretary.

And now a little relay, record: On April 21, 6ZF ex-GALE worked NOF in Washington, D. C., direct and took a message for Hawaii, landed it immediately to 6ZAC in Maui, and in a few minutes passed the answer back to NOF. Washington to Hawaii with but one relay. Hot dawg!

Foreign Periodicals

It is interesting to read the foreign radio magazines. There is much in them that is new to us and we find them particularly holding our interest when they deal with amateur problems in their countries. For the information of our members we present a list of those known to us, with their U.S. subscription prices.

The two leading British periodicals are now combined in a weekly, known as "The Wireless World & Radio Review". Address 12-13 Henrietta St., Strand, London, W.C.2. Subscription 28 shillings per annum.

In Holland there is "Radio-Nieuws", the monthly organ of the Nederlandsche Ver. voor Radio-Telegrafie, printed in Dutch. Rate 10 florin per annum. Address the secretary, B. Stikkerveer, Columbusstraat 187, The Hague.

France has several radio magazines. "L'Onde Electrique" is a new monthly, organ of the Societe des Amis de la T.S.F., subscription 35 francs. Address J. Cornu, 102 bis, rue Didot, Paris XIV. "La T.S.F. Moderne", which frequently has been quoted in QST, is published at 11, Avenue de Saxe, Paris VII, rate 36 francs per annum. There is also an engineering periodical, "Radioelectricite", published by the Societe de Publications Radiotechnique, 12, place de Laborde, Paris (8), subscription 36 fr. per year.

In Italy there is "L'Audion", published twice a month by Audion, Via dell'Alloro 19, Firenze, as the organ of the Radio Club d'Italia, subscription rate 50 gold francs per annum.

We would be pleased to learn from our readers of any other foreign publications of possible amateur interest.

The Hawaiian Achievement

A.R.R.L. members are hereby advised that relay traffic for Hawaii may be accepted. It should be routed via 6ZAF, 6ZQ, 6ZR, 6ZB, 6EX, 6ZI, 6ZF or 7YA, all of whom are regularly QSO 6ZAC in Maui.

Thereby hangs a tale. In December last West Coast amateurs were given a thrilling kick by receiving word from Hawaii that they were being copied there extensively by C. J. Dow, then located on the island of Kauai. Mr. Dow had call letters of 6ZAC but no transmitter, and of course wanted one, in the hope of connecting up with the mainland. In a number of personal letters to 6ZAF he expressed a desire to have a set similar to 6ZAF because of its good clear signals, and accordingly a set was designed for him on these connections by Mr. G. M. Best, built in San Francisco by Mr. Heintz, and presented to 6ZAC by the magazine "Radio" in consideration for certain work he is doing for that journal. The new set was tested at Berkeley and heard OK by Dow, whereupon it was knocked down and shipped to him. Of course those in on the game counted the days until the time the packages should reach him and the probable time it would take him to get into operation. On April 11th and 12th 6ZAF sent him long broadcasts in response to a letter, giving directions for tuning the set and approximate location of helix clips, etc., and arranged to test with him at 11 p.m. the 13th. The

following evening, unfortunately, 6ZAF was ill and confined to his bed, but 6ZAC's call was heard by 6ZQ, Berkeley, who immediately went back at him using 750 watts in a 500-cycle Telefunken spark transmitter with 10 amps. in a T aerial 40' long and 55' high. 6ZAC replied at once. They exchanged greetings and then passed messages, making a date for 1 o'clock the next night. The next several nights they worked with ease, sending single at a good clip with practically no repeats.

We asked Mr. Babcock of 6ZAF to tell us of his experience in linking up with 6ZAC, and we quote part of his letter:

"Of course the glad news was handed around the following day by local telephone and other means of communication, so that on Friday evening, the 14th, practically the entire Coast was standing by for Dow's signals. At about five minutes to eleven, while I was waiting for the scheduled hour to come around, I was suddenly pulled up with a jerk, hearing my call and the signature 6ZAC; and it's here the fun began. I went back at him promptly, and from eleven o'clock until nearly one, we worked continuously and without interruption, because everybody in the neighborhood was listening either to him or for him. It was fun to hear the chirpings of the various regenerating receiving sets in the neighborhood trying to get on his wave. Just before one o'clock—after more than an hour and a half of continuous communication—I told him that while I was getting a real thrill out of one of the rare experiences of life, I did think it was only fair to the others that I should let go and give someone else a chance. The instant I signed off, our neighborhood passed from absolute silence to bedlam. I picked out stations all the way from Vancouver to Arizona, all trying at once to be the next in line.

"On Saturday evening, the 15th, at about 10:20, I was calling 6ZX, and while listening for his comeback, heard just this, "6ZAF de 6ZAC," to which I replied without thought, in the old land Morse fashion, "II GA"; and we were at it again.

"The traffic is being handled regularly every night back and forth. A few nights ago both 6ZQ and I heard Dow working some Honolulu station, but without hearing the latter. Also, Dow must have been on reduced power because his signals were very faint.

"The greatest interruption to our communication comes from CL8, who uses spark with high power directly on our wave; in fact with enough power to break Dow's reception completely. Inasmuch as this is an Army station it seems to be out of our reach to control."

On April 16th 6ZAC blew a tube and was temporarily kept off the air until new ones reached him by steamer. He uses two 50-

watters in a full-wave self-rectifying circuit.

For some unknown reason signals reach 6ZAC with extraordinary clearness. He hears the concerts of the Seattle "Post-Intelligencer", has reported 1XM, and mentions that a number of other stations "including 2FP keep pounding in pretty regularly". He is on the ocean side of a range of mountains some three or four thousand feet high, with nothing but open sea in front of him for more than two thousand miles.

QRX soon, everybody, for an A.R.R.L. relay from Honolulu to Central Europe.

6ZAC says he's ready for traffic for the Orient as soon as the Jap amateurs come to life. Then there's ex-5YH at Peking. Watchasa OM—what's a mere 5000 miles of Pacific Ocean between you and Hawaii? We're waiting for you!

British Amateur Recommendations

At a recent conference of the wireless societies of Great Britain the Wireless Society of London was requested to open negotiations with the Post Office Dept. looking to an improvement in amateur recommendations. The society committee made recommendations in substance as follows:

That whereas at present amateurs are permitted to communicate with but five other stations, who are specified in their license, no restriction be imposed upon their communication except that under no circumstances may an amateur make a "CQ" call.

That instead of being confined to a specified two-hour period of operation daily, transmission be authorized for an aggregate total time of two hours per day without specifying hours, except that no uninterrupted transmission shall last longer than 10 minutes.

That amateurs have two wave lengths, one short and one medium; that the 1000 meter wave be abandoned and 400 meters or thereabouts used for C.W. and telephony, with the present 180-meter wave expanded into a band from 180 to 200 or 220, for C.W., telephony or spark.

The committee reminds the Post Office that they have been requested to assist in "maintaining reasonable discipline" and state they are prepared to do so wholeheartedly but "that their task will be lightened considerably if amateurs appreciate that the authorities desire to impose only such restrictions as may be really necessary, and show a willingness to withdraw other things that may perhaps seem merely irksome."

The situation, we should say, is encouraging.

THE LACKAWANNA EXPERIMENTS

(Concluded from page 34)

Nearly all previous theories on the effect of location on signals were confirmed except that the immediate proximity of rock, steel bridges, and bodies of earth made very little difference. In passing thru thickly wooded sections all long distance signals faded out entirely, while the nearness to a body of water or stream, even tho small, greatly increased the signal strength. In rounding a curve on a perfectly level plain one set of signals would completely fade out and others come in. Aside from the general interest in these experiments, the data obtained may throw a little light as to why some locations are poor or why no signals are received from certain directions.

—B.P.


Receivers

By L. Q.

"CAN work anyone I can hear."


The next time anyone springs that remark just take him for a walk to a few small stations that concentrate on receiving and let him conclude for himself, that he has not claimed a good sending set but admitted a rotten receiver.

Moral—An ostrich also thinks things have quit happening when he puts his head in the sand.



The Operating Department

F. H. SCHNELL, Traffic Manager
1045 Main St., Hartford, Conn.



YOUR attention is invited to the outline of the reorganization of the East Gulf, Rocky Mountain, Central, and New England Divisions, particularly as regards your own location if you are situated in any of these divisions. One of our oldest Division Managers, Mr. G. R. Entwistle, resigned because of business pressure and in his place we have Mr. P. F. Robinson, otherwise known as 1CK.

When Boyd Phelps, former manager of

course with the summer static we believe that C.W. will show a greater percentage

* C. W. McCLUNG, 4BF *
* 515 msgg. *
* St. Petersburg, Fla. *
* East Gulf Division. *

than spark before Old Man Static "switches off".

Message Traffic Report By Divisions

APRIL

Division	C.W.			SPARK			TOTAL		
	Stns.	Mgs.	M.P.S.	Stns.	Mgs.	M.P.S.	Stns.	Mgs.	M.P.S.
Central	11	609	55	16	1693	106	27	2302	85
Dakota	14	580	42	15	1044	70	29	1624	69
East Gulf	10	1233	123	7	296	42	17	1529	90
New England	9	456		11	1007		20	1463	
Northwestern	3	60	20	18	504	28	21	564	27
Ontario	3	79	27				3	79	27
Pacific	14	540	39	17	1278	81	31	1818	55
Roanoke	16	420	26	8	180	22	24	600	25
Rocky Mountain	7	348	50	9	281	31	16	629	39
Vancouver	3	22	7	5	62	12	8	84	10
West Gulf	1	23	23	10	483	48	11	506	46
Winnipeg	1	47	47				1	47	47
Total	92	4417	48	116	6828	50	208	11245	54
Total Spark—6828—31%									
Total C.W.—4417—39%									

the Dakota Division, came to help grind out QST, he left a vacancy which is now filled by N. H. Jensen, new manager of the Dakota Division.

J. A. Gjelhaug has been appointed manager of the Winnipeg Division, and Wm. D. Wood, Jr., has been appointed manager of the Vancouver Division.

A new division has been provided for in Hawaii, known as the "Hawaiian Division" of which Mr. C. J. Dow (of 6ZAC fame) has been appointed manager.

The East Gulf Division carries first honors in individual message traffic, which speaks well for good operating through heavy static.

The April message report shows that C.W. traffic is gaining monthly, and of

PACIFIC DIVISION

J. V. Wise, Mgr.

C.W. Msgs.: 6ZZ-192, 6CU-86, 6AS-81, 6KA-54, 6ASV-44, 6ZB-48, 6EN-42, 6JD-25, 6ALU-17, 6ZX-12, 6AK-4, 6ALA-4, 6KY-3, 6ABX-1. Total, 540.

Spark Msgs.: 6VK-317, 6GF-118, 6ZZ-111, 6LC-100, 6AJH-91, 6HP-84, 6AS-80, 6ZD-47, 6AHF-40, 6FH-30, 6OL-19, 6AFP-20, 6GS-16, 6HY-12, 6ALA-8, 6ALU-3, 6ZC-2. Total, 1278.

DISTRICT A: QRM and "flu" have been with us steadily, and now the heat is cutting down distance every day. 6AAH and 6ZD are still doing regular work east and west of Phoenix, Arizona. 6AFP was doing excellent work, but has had to move

his station. Thus the small amount of traffic from him this month.

Mr. D. G. Chilson has been appointed Assistant District Supt. for Pima, Pinal, Gila, and Navajo counties. He is located at the University of Arizona, which has just been issued the new call 6YB. Mr. Chilson is doing good at his own station 6ASV, tube equipment being used.

DISTRICT B: No reports from any Assistant Superintendents this month, so district "B" still holds its proud position at the head of the wrong end.

DISTRICT C: QRN has hindered a lot of good DX work in this district this month. A few good nights have enabled us to keep the hook clear. The route east is still open via Denver, 6ZZ, or 5ZA. Those able to clear Denver are: 6JD, 6KY, 6EN, all C.W. With the aid of an automobile and force, traffic reports were gathered from nine stations.

Mr. C. F. Filkstead, 6CU, has been appointed Assistant Supt. for Hollywood. He is doing splendid DX on fifteen watts C.W. and is on the job every night.

DISTRICT D: No report from this district. 6ZE, old 6ALE, is being heard quite steadily lately on 200 and 375 meters.

DISTRICT E: 6PJ and 6PR, of Santa Cruz, are under repairs, leaving 6AAU to handle the work, which he has been doing in fine shape. From this district to San Francisco, traffic is handled by 6TU, 6HC, and 6VX, all spark equipment.

DISTRICT F & G: We may note here that the Dist. Supt. Mr. T. B. Brown has moved to 318 Valley St., San Francisco, Cal. 6ALA, of Santa Rosa, has his set working. 6AWT, of San Francisco, is certainly making his lone fifty watter talk for itself. We find the same old gang on the job and doing credit to our A.R.R.L. They are: 6EX, 6HP, 6VK, 6ASJ, 6AWT, 6IM, and 6AS. The manager would like to say that station 6AS deserves a little more credit than he claims for himself. Brown belongs to the order of "Night Owls" and he handles more than his share of the bay traffic. We think 6IM is used to married life now, as we hear him on every evening again.

DISTRICT H: The major part of traffic thru this district has been handled by 6FH, 6GF, 6ABX, and 6IC, with some by 6KM. 6AK has his fone fixed as a C.W. transmitter. 6ZX has canned his old spark for the latest equipment, "the little bottle". It is due to this reason that his traffic report is so short of the average. He is willing to wager that his 20-watt C.W. will put rings on his old rock crusher, if the boys will oscillate their tubes. In this, as in all central districts, the boys work direct north or south every and any evening on both spark and C.W.

DISTRICT I: Mr. Garrett, 6CC, of Colusa, Calif. has just been appointed

District Supt. of this district. Tho no report yet we hear 6TC, 6CC, and 6AIX on the job up there.

DISTRICT J: 6AJR made the report for this district this month. Reno, Nev., still holds her place as working north and south best. Thus a fast route north or south is maintained from the two extreme limits of the coast. The route east to Salt Lake is working well, but still handles less than the others.

ROANOKE DIVISION

W. T. Gravely, Mgr.

C.W. Msgs.: 3IW-110, 3BLF-87, 3BDB-60, 3BZ-54, 3CA-42, 3BHL-36, 3BIJ-31, 8SP-21, 8BPU-20, 4DS-18, 4DC-11, 3RF-10, 4EN-10, 4GH-10, 3MO-6, 3AEV-4. Total, 420.

Spark Msgs.: 8AXY-74, 8WD-29, 4CX-25, 4EA-15, 3AOV-13, 8BAZ-10, 8SP-7, 4DS-7. Total, 180.

Traffic has lagged during the past month due to several causes. Relay operations were checked by broadcasts and listeners, static, and apathy on the part of many operators.

The division is undergoing complete re-organization under the new plan of the Operating Department. The complete personnel including City Managers, District Superintendents, and official relay stations, will be given in next issue. The Assistant Division Managers have been appointed, but as they have not yet perfected the organization in their respective states, no detail will be given out until it is done. However, it is well for all stations located in the division to understand that, in future, the Manager's report will only deal with the live, active, operating stations, so you who are in this category are requested to furnish traffic reports promptly each month. Due credit and mention will be given the individual station doing the active relaying.

Men! Line up in the new permanent organization and give your District Superintendent or City Manager your hearty co-operation when called on.

NORTHWESTERN DIVISION

H. F. Mason, Mgr.

C.W. Msgs.: 7DP-35, 7QB-23, 7BS-2. Total, 60.

Spark Msgs.: 7BK-115, 7HI-64, 7OT-62, 7MP-42, 7LY-38, 7EX-37, 7MU-32, 7BG-27, 7BF-15, 7XB-10, 7IY-20, 7VZ-7, 7ON-7, 7ZU-8, 7NC-6, 7VM-6, 7RM-5, 7DJ-3. Total, 504.

MONTANA: H. E. Cutting, A.D.M., at Libby, reports 7VZ has been making improvements and is now a permanent link in our Northern route east. 7DJ reports Helena coming to the front with four good stations, 7KZ, 7IE, and 7DJ on spark, and 7HW on A.C.C.W. From Glasgow 7EX reports that sickness and QRN have crippled

the report from that end of the state this month. 7HS is on the job with C.W., and a permanent summer route through the northeastern part of the state is being organized. 7ZU at Billings reports increased activities and is taking traffic on C.W. now. In Bozeman, 7LY is looking around for a second op so that better watches may be stood. 7MP does not know whether to change over to C.W. or not, but reports 9BD of Vancouver, B. C., the most consistent from the north coast, with all California stations QSA. He has worked 9APK of Chicago.


IDAHO: In Boise, 7YA on 375 meters and 7OT on 200 are both clearing traffic. 7OT is working on schedule with 6QR and 6ASJ. As Moscow, 7JF is reaching out, and 7ZM is still handling traffic in his accustomed style.

WASHINGTON: Ass't Mgr. Reichert has resigned on account of lack of time to carry on the work, consequently we can only give a scanty report until we get someone on the job. Walter Hemrich, 7SC, has been appointed D.S. for Grays Harbor County, and is handling traffic on C.W. He states that he is in a remarkable location for carrying on DX work. 7KJ and 7NN are on with spark and handling quite a bit of traffic. 7HI at Auburn has been doing very consistent relay work. In Seattle, 7BF, 7IY and 7BK cleared most of the traffic for the month. North bound traffic is passed to Canadian 5AK, 5CN, or 9BD every night. Eastern traffic goes through 7VZ at Libby, Mont., or 7GE at Pasco, or 7YA at Boise. Messages for the south are cleared regularly with 6TU, 6VX or a number of other sixes, all of whom are consistently received. Traffic for Portland usually goes through better if routed via Salem, as bad QSS is experienced with Portland direct. 7GE at Pasco is a reliable station that is doing good work.

OREGON: Royal Mumford, 7ZJ, A.D.M., reports the following changes in the personnel within the last month: George Cameron, 7DP, has been appointed D.S. for Portland and vicinity; Walter Russ, 7ED, is now City Mgr. for Portland; and P. F. Peyton, 7MU, has been appointed D.S. of Salem and vicinity succeeding 7TJ who is now at sea. All DX stations are encouraged to keep a log of all messages handled, so that we may have complete re-

ports in this respect in the future. 7MU and 7BH are effectively clearing traffic from all directions. From Myrtle Point, D.S. Baker, 7KE, reports a scarcity of stations in his part of the state, but that he has been handling quite a bit of traffic. 7QT is rebuilding at Corvallis. 7HF had his transmitter stolen, so is quitting the relay game. This leaves 7IW and 7MF on the job doing good work. D.S. Thibodo, of Seaside, 7HD, states that the same QSS situation exists between there and Portland as exists between Seattle and Portland, viz.: that over a period of about three months in the winter time, Portland stations cannot be heard. Southbound traffic is being routed via 7MF while msgs. for the north should go via the stations 7HI, 7BK, or 7ND. There has been very little

doing for the past few weeks in Portland and vicinity in regard to relay work, as many of our DX stations are either out of commission, or their operators have left for Alaska. 7DP on A.C.C.W. is the star station in Portland this month. 7GJ is on at times. 6ZI reports DP's C.W. as the best in the north. 7DP desires communications from all C.W. stations in Idaho and Montana with a view to making an all-C.W. route east.



WEST GULF DIVISION F. M. Corlett, Mgr.

C.W. Msgs.: WRR-23.

Spark Msgs.: 5PE-240, 3QL-64, 5ZH-56, 5MK-46, TC-31, 5EW-15, 5QU-13, 5MJ-8, 5VN-5, 6NG-5. Total, 483.

NORTH TEXAS SECTION: For the benefit of those who have not noticed the assignments of territory which have appeared from time to time in QST please write Robert L. Clinkscapes, 3913 Hamilton Ave., Dallas, Texas, who will be glad to give you the information as to whom you are to make your monthly report.

Traffic has been moving slowly thru the Northwest District on account of increase in QRN. Old GZZ deserves considerable credit for his reliability and the consistency of his spark and C.W. Mr. Gooding has been right on the job and even when he was prevented working spark during the Pacific Coast broadcasts, he worked 51F

on C.W. for the traffic.

5ABO, is doing some first class receiving at the same time working on his spark transmitter. Traffic has been going through 5IF from 9WI, 5QA, 9DSD, 5IQ, and 5IG very reliably. 9DSD comes through the interference with a boom and is strong and steady. 5TU, has just finished installing a very efficient set, and is being reported all over the country as very QSA. His signals go thru static as if it wasn't there. 5IS, has been doing very little lately except sitting up with OW and watching the stars.

General activities around Waco and vicinity are as good as could be expected, now that QRN is so fierce. Every one seems to fall for receiving sets to listen on 360 meters. 5IQ and 5ZAF continue to hold down the traffic thru Waco, though the traffic fell off during the past month. 5IQ has installed 10 watts of C.W. Conditions this side of Waco proper are improving, with 5LM and 5PP struggling at Temple and 5MK at Ennis.

5QS is going strong. 5EW has installed C.W. 5NC is back strong as ever after having a little trouble with his sink gap. 5JG just completed his 30 watt C.W. 5PE has been doing some fine work on $\frac{1}{2}$ K.W., and has worked stations in every district except the 7th.

SOUTHERN TEXAS SECTION: Spark sets are getting more and more scarce with each report from this section, 5YG, 5BA, and 5JI being the only DX spark stations now operating in these parts. Splendid results are being obtained with C.W. and fones at 5NK, 5NN, 5PO, 5ZX, 5JM, 5CA, 5PB, 5ZV, and 5YG.

All traffic from San Antonio district is suffering from strong harmonics from the high-powered army station there. 5ZAK has moved his set to Kelly Field and united with GP4, which assures us of a wonderfully efficient relay station. The Radio Inspector has been in San Antonio conducting exams. and visiting installations under the guidance of Mr. Wall, 5ZAE, A.R.R.L. representative for that city. Traffic for San Antonio district totalled 66 messages, and for the Laredo district, 27 messages.

5MT continues to be the busiest station, and is daily assisting the State Dept. of Markets by supplying the 5XU broadcast station with information regarding shipments from the valley. 5UF is the only spark station in operation. 5ZAN continues to operate with a splendid C.W. and lone set. 5ZN is to be congratulated upon his continued effort to discharge his duties as D.st. Supt. with the many handicaps he has met with this season.

OKLAHOMA: Sparks are all getting scared out by the static. 5BR, 5LO, 5BM, 5FO, and 5HK are installing C.W. and making preparations in general to battle

QRN. Dist. Supt. Whartenby of Enid is planning a large lone set. Messages reported from his district total only 14 on account of the QRN.

In the eastern part of the state 5BM is going to keep traffic moving with his new 50 watt C.W. BM worked 4GL and "gobs" of 5's and 9's the first nite the set was completed. F. B.!

5AQ, is a very consistent station. W. H. England is opening up with a 100 watt C.W. which surely sounds like business to us. This makes several good relay stations in northern Oklahoma.

WINNIPEG DIVISION

J. A. Gjelhaug, Mgr.

C.W. Msgs.: 4CB-47.

More good relay stations are needed, especially between Winnipeg and Regina, about in Brandon, Man., that would help greatly to span the long jump west from Winnipeg.

4CB has been doing fine work with his 15-watt C.W. this month, having handled considerable U.S. east and west bound traffic when spark stations could not connect up very well. 4EI of Moose Jaw, Sask., is a new 5-watt C.W. station. 4BG reports very little doing in traffic work this month.

To all A.R.R.L. stations in the Winnipeg Division: Please get in touch with your Dist. Supt. if you have not done so already, and give him a brief report about the 15th of each month of what you are doing in relay work, what stations you work with, how many messages handled during the month ending the 15th, etc. This will help greatly in laying out routes and getting a line-up of things in general. By doing this you are not only helping the whole A.R. R.L., but also helping yourselves. "Blow your own horn"—there is nobody that can come and blow it for you. A brief report of this nature will go nicely on a post card and would only take you a few minutes to write. If you could arrange morning schedules with each other you will find that this is the best time in summer. Try it and you will be surprised.

ALASKAN DIVISION

Roy Anderson, Mgr.

A. A. McCue's much talked of 20-watt C.W. set was never installed and we are sorry to inform those who follow our activity that Mr. McCue has left for a more southern climate.

While experimenting with a Westinghouse tuner at 7IT, the following amateur calls were heard, using 2-steps and small aerial, April 5th or 6th: 7BK, 7GE, 7NN, C18 (who is he?), 9BD and 7OH. All were QSA in spite of local interference and the fact that the "J's" insisted on seeking our 200 wave.

Fellows, we want to get something lined up. Let's hear from a bunch of you. What kind of sets have you? How many miles is it good for? What hours could you keep? What people in your district have radio sets? What kind? Address?

You know that there are hundreds of fellows in the states who follow our progress (?) so let's go!

ROCKY MOUNTAIN DIVISION

M. S. Andelin, Mgr.

C.W. Msgs.: 9XAQ-98, 6ZA-65, 9ZAF-61, 9AMB-40, 9DVA-39, 6ZAM-30, 7ZO-15. Total, 348.

Spark Msgs.: 6AFD-64, 6ZAM-57, 7OS-30, 6ZAJ-26, 7ZO-25, 6ATH-23, 7ZV-21, 6BKE-18, 6AWH-17. Total, 231.

We have in this division at present several good relay stations that are in operation and handling traffic continuously. Several also have closed down for the summer on account of QRN. We have an all-summer route in operation and intend to keep it going all summer. The relays are accomplished in short jumps and most of the stations are capable of daylight communication with each other. Most of the traffic has gone across the division by two routes, 7ZO at the north and 6ZA and 6ZAM alternating at the south.

The division has undergone complete reorganization according to the plan set forth by the Traffic Manager and all members of the division are requested to give their best support and co-operation to their respective superintendents.

The appointments made so far in the reorganization are as follows: *Wyoming*, Norman R. Hood, 1022 So. Ash St., Casper, Wyoming, Executive Assistant and Assistant Division Manager; *Utah*, Glen Garner, 583 26th St., Ogden, Utah, Assistant Division Manager; Ralph Baker, Supt. for District #1, which includes the northern part of Utah; Evan Seegmillar, Supt. for District #2, which includes southern Utah.

VANCOUVER DIVISION

W. D. Wood, Mgr.

C.W. Msgs.: 9BD-13, 5CT-6, 5BI-3. Total, 22.

Spark Msgs.: 9BD-32, 5CN-12, 5AK-9, 5FE-5, 5DO-4. Total, 62.

In the reorganization of this division the following appointments have been made: Assistant Division Manager, R. M. Ellis, 5BI, North Vancouver, B. C.; District Superintendents: Prince Rupert District, J. Barnsley, 5AX; Cloverdale District, R. M. Balfe, 5AD; Chase District, H. V. Weaver, 5ET.

Appointments have yet to be made in the following districts: Vancouver Island—Victoria man wanted for this job: QSL pse. Kootenay District—Need a live wire

up that way. Edmonton District—The Manager is sadly in need of news from there. Calgary District—Same applies as to Edmonton.

J. T. North, Jr., 5AK, has been appointed City Mgr. for Vancouver, and N. Goode, 5FE, is our City Mgr. for New Westminster. 5CN and 9BD, have less trouble handling traffic with 6's in California than with nearby stations such as 7BK and others in Puget Sound.

Notices have been sent out by the Dept. of the Naval Service Radiotelegraph Branch, Ottawa, that all amateurs in the Dominion of Canada are now allowed 180 meters for spark work and 200 meters for C.W. Experimental stations will continue to have "9" calls and are now allowed 200 for spark and up to 275 for C.W. Amateurs in this Division should write to Mr. E. J. Haughton, Div. Supt., Victoria Branch Office, for any particulars.

C.W. signals are traveling upwards to the northwest in great style this time of year, but there are none to be compared with 6ZI of Oakland, Cal.

6ZAC of Hawaii is QRK here and 9BD is ditto in Maui. 5CN, 5CD, 5CZ and 5AD will soon be on the air with small C.W. sets. 4CB is always QRK in Vancouver and we work him pretty regularly. We Canucks are all pulling strong for a Trans-Canada relay route. It looks like a goner until next fall, but we shouldn't give up the ship too soon for everyone knows "CW DUZIT."

EAST GULF DIVISION

B. W. Benning, Mgr.

C.W. Msgs.: 4BF-515, 4GL-300, 4BY-183, 4II-96, 4IZ-47, 4YA-30, 4IW-25, 4EH-20, 4KU-14, 480-3. Total, 1233.

Spark Msgs.: 4BI-130, 4EZ-62, 4HS-55, 4KO-17, 4JZ-12, 4BC-12, 4DZ-5. Total, 296.

Under the new Operating Department scheme the following appointments have been made: W. B. Pope, Assistant Division Manager, Georgia; V. C. McIlvaine, Assistant Division Manager, Alabama; M. F. Harrod, Assistant Division Manager, Florida; W. C. Etheredge, Assistant Division Manager, South Carolina.

This month marks the appearance of the "East Gulf Radiogram", a magazine with the express purpose of promoting the radio interests in the south. The growing popularity of all forms of radio has made it imperative that such a magazine be published in this part of the country or we will have the alternative of being overwhelmed by the more numerous "listeners." This Division needed a publication to assist in developing its organization into an efficient, trouble-proof, and co-operative unit more capable of handling relay traffic.

FLORIDA: In accordance with the new Operating Department changes we now

have the state divided into four districts as follows:

Northern Florida, District #1,
M. D. Clarke, Dist. Supt.
Central Florida, District #2,
E. R. Hall, Dist. Supt.
Southwestern Florida, District #3,
W. E. Wood, Dist. Supt.
Southeastern Florida, District #4,
F. M. Gookwalter, Dist. Supt.

Although our mighty friend Static has started with the preliminary bout we are doing our best to stay on the job. In District #1, 4ZE has succeeded in connecting with 4FD and 4GN regularly and this has proven to be a reliable short-jump relay. In District #2 we have some of the larger cities of Florida including Orlando, St. Petersburg, Ocala and Tampa. There are good prospects for relay material in this district. Both 4II and 4BF are "knocking em loose" on C.W. 4BF is the star DX station of Florida having worked 6KA on several occasions and handled traffic with him. This station has been appointed City Manager of St. Petersburg and the operators there are doing their best to establish a real relay center. 4KD and 4JZ on spark, and 4IZ on C.W., are handling traffic. 4BH (C.W.) has just started active work. This is District #3. In District #4, both 4BC and 4DZ are doing good work on spark, 4BC and 4EZ from a dependable route to the east coast.

SOUTH CAROLINA: Not a DX station in operation. Everyone seems to be interested in listening only.

GEORGIA: 4BY and 4GL are still "knocking about". Both sets were reported heard by ship 300 miles off the English coast. This is exceptional summer work, even for C.W. In Atlanta, most of the messages were handled by spark, due to the fact that 4FT is now the broadcasting station of the Atlanta Constitution. 4EH, 4CO, 4KU, and 4YA, have handled a few messages with their low powered C.W. sets. On spark, 4BI and 4HS take the highest honors. 4GM has combined sets with 4BI. 4AU has dismantled and will not be on again until next fall.

DAKOTA DIVISION N. H. Jensen, Mgr.

C.W. Msgs: 9WU-185, 9BBF-78, 9AEJ-60, Twin Cities-55, 9AWM-49, 9AAO-40, 9AFQ-28, 9AUU-20, 9YAJ-20, 9AOR-12, 9PI-12, 9BMO-9, 9EA-7, 9BKP-5. Total 580.

Spark Msgs: 9AIG-265, 9YAJ-129, 9LW-125, Twin Cities-87, 9AGN-80, 9DOC-75, 9FX-60, 9AVZ-55, 9BRI-40, 9BAF-30, 9ZC-28, 9TL-20, 9AYW-19, 9BOF-16, 9EE-15. Total 1044.

NORTHERN MINNESOTA: Stations handling traffic in this District are 9ZC,

9EA, 9BAF and 9AOR. Plans are being made for summer routes.

SOUTHERN MINNESOTA: 9XI has succeeded in getting an appropriation thru for a big phone set. Mr. Carpenter is active in getting summer routes organized for short jumps leading into Minneapolis. The amateurs of Southern Minnesota met in Convention at Sleepy Eye a short time ago, and formed the Radio Association of Southern Minnesota. Officers were elected and plans made for organization. Mr. E. T. Sperling, 9BBF, New Ulm, was elected Traffic Manager, and an operating schedule was drawn up. Most of the amateurs attending were from the southwestern part of the State. There appears to be very little doing in the southeastern part. The stations most active in the District are: 9YAJ, 9BBF, 9AWM. Daylight routes are being started. 9YAJ operates from 4 to 6 P.M. daily.

NORTH DAKOTA: 9WU has consistently worked all three coasts and every District, both Canadian and U. S., on 50 watts. There are a number of good relay stations in the district, the leaders of which are: 9WU, 9LW, 9AGN, 9DOC, 9AEJ and 9FX.

SOUTH DAKOTA: A new station in this district that has been doing good work is 9BRI at Winner. Since 9YAK has been out of commission, 9AIG has taken the lead in traffic work. 9AVZ is another good relay station, having no trouble in working west. In the northern part of the district 9PI, 9AKX and 9TI are leaders.

ONTARIO DIVISION A. H. K. Russell, Mgr.

C.W. Msgs: 9AL-49, 9JI-26, 9JK-4. Total 79.

April is the start of a new year in radio for Canadian amateurs, as on April 1st all licenses have to be renewed. And with the renewal of licenses this year the axe has fallen. The new regulations have apparently come into force which are substantially as follows: spark, 180 meters; general amateur, C.W., 200 meters; and special amateurs, 275 meters on C.W. and 200 meters on spark. This results in a very substantial improvement in amateur conditions in Canada, and the Naval Dept. is to be congratulated on its decisions. The department also has adopted a scheme which could well be followed in the United States of licensing broadcasting stations for waves ten meters apart, to avoid the conflicting waves which at present are heard at all times from American broadcasting stations.

From District No. 1, we hear that Byerlay and Mackay are going great. The former is also getting C.W. going. Gowan in Kitchener was heard one night only on C.W. but not since.

Toronto district is still going C.W. Sta-

tion after station is changing over, and several of the new C.W. stations have done fine work, especially 3JI.

Donnelly in Kingston reports that the broadcasting has cut into relay work badly. 3IL in Kingston recently copied the 20 watt C.W. station 6ZB. Brockville seems to be dead to radio, but Staebler and Sinclair in Gananoque are livening up their town.

CENTRAL DIVISION R. H. G. Mathews, Mgr.

C.W. Msgs: 8VY-245, 8BFH-91, 9AZE-63, 8BXX-60, 9UW-46, 8BEX-40, 9GU-21, 9ACE-20, 9AVO-15, 9AQQ-6, 8BFI-2. Total 609.

Spark Msgs: 9ZI-356, 8FT-332, 8ZO-250, Mich.-188, 8UC-136, 9ME-157, 9AJH-60, 8AHY-48, 9YB-47, 8AIZ-36, 8AFS-26, 8BFI-19, 8AFH-17, 8BSI-13, 8BEX-4, 9AWU-4. Total 1693.

With April has come the start of the reorganization of the Operating Department in this Division. All outstanding appointments have been cancelled in accordance with the orders of the Traffic Manager, and appointment certificates recalled. New certificates both for appointments in the department and for appointment as official relay stations will be issued as fast as appointments can be made.

The following have been appointed under the new reorganization plan:

OHIO: Mrs. C. Candler, 8ZL, 105 S. Ash St., St. Mary's, Ohio, Assistant Division Manager.

District No. 1 consists of the following counties: Williams, Defiance, Paulding, Van Wert, Mercer, Fulton, Henry, Putnam, Allen, Auglaize, Lucas, Wood, Hancock, Hardin and Logan. Superintendent, K. A. Duerk, 8ZY, 1000 Wilhelm St., Defiance, Ohio.

District No. 2 consists of the following counties: Ottawa, Sandusky, Seneca, Wyandot, Marion, Morrow, Crawford, Erie, Huron, Richland, Knox, Lorain, Ashland, Medina and Wayne. Superintendent, J. P. Turner, 681 George St., Clyde, Ohio.

District No. 3 consists of the following counties: Cuyahoga, Summit, Lake, Geauga, Portage, Ashtabula, Trumbull and Mahoning. Superintendent, Paul A. Marsal, 1527 Lakeland Ave., Lakewood, Ohio.

District No. 4 consists of the following counties: Darke, Preble, Butler, Hamilton, Shelby, Miami, Montgomery, Warren, Claremont, Champaign, Clarke, Greene, Clinton, Brown, Madison and Favette. Superintendent, L. E. Furrow, 8FT, Troy, Ohio.

District No. 5 consists of the following counties: Delaware, Franklin, Pickaway, Union, Ross, Highland, Adams, Scioto, Pike, Ross, Licking, Fairfield, Perry, Hocking, Athens, Vinton, Jackson, Meigs, Gallia and Lawrence. Superintendent, M. F. McDowell, 8EC, 612 Mithoff St., Columbus, Ohio.

District No. 6 consists of the following counties: Holmes, Coshocton, Muskingum, Morgan, Washington, Noble, Guernsey, Tuscarawas, Stark, Columbiana, Carroll, Harrison, Jefferson, Belmont and Monroe. Superintendent R. D. McCommon, East Palestine, Ohio.

WISCONSIN: Ben A. Ott, 9ZY, La Crosse, Wisc., Assistant Division Mgr.

District No. 1 consists of that part of Wisconsin bounded on the east by Lake Michigan, on the north by a straight line drawn from Portage to Port Washington and on the west and south by a straight line drawn from Portage to the junction of Wisconsin and Illinois on the shore of the lake. Superintendent, C. N. Crapo, 1175 2nd St., 9VD, Milwaukee, Wisc.

District No. 2 consists of that part of Wisconsin bounded on the east by a line drawn from Portage to the junction of Wisconsin and Illinois on the lake, on the north by the Wisconsin River on the west by the Mississippi river and on the south by the state line. Superintendent, K. C. Maas, 9AZA, Whitewater, Wisc.

District No. 3 consists of that part of Wisconsin bounded on the east by the eastern state line, on the south by a line drawn from Portage to Port Washington, on the north by the state line and on the west by a straight line drawn from Portage through Wausau to the north state line. Superintendent, J. Kraus, 9ACM, Sheboygan, Wisc.

District No. 4 consists of that part of the state bounded on the north by a straight line drawn from Wausau to Hudson, Wisc., on the east by the Wisconsin River and a straight line drawn from Portage to Wausau, on the south by the Wisconsin River, and on the west by the Mississippi or state line. Superintendent, Robert White, 9AEH, La Crosse, Wisc.

District No. 5 consists of that part of the state bounded on the east by a straight line drawn from Wausau to the northern boundary of the state, or in other words the western boundary of District No. 3, on the south by a straight line drawn from Wausau to Hudson, Wisconsin: on the west by the state line and on the north by the state line. Superintendent, E. J. Krusel, 9YAC, Superior, Wisconsin.

MICHIGAN: C. E. Darr, 137 Hill Ave., Highland Park, Detroit, Mich., Assistant Division Manager.

District No. 1—Superintendent, F. D. Fallain, 8AND, 104 Wash Bldg., Flint, Mich. District No. 2—Superintendent, M. H. Pancost, 8ZF, 1101 Climax Ave., Lansing, Mich. District No. 3—Superintendent, A. T. Shirrine, 8JZ, Holland, Michigan. City Manager of Detroit, E. G. Boyes, 611 W. Willis St., Detroit, Mich.

NORTHERN INDIANA: M. W. Hutch-
(Continued on page 05)

Who's Who in AMATEUR WIRELESS



THERE may be some member of the A.R.R.L. who has not yet met Hiram Percy Maxim, the "Old Chief", president of the American Radio Relay League.

For once in our young life we wish that we could write—write fluently and have that knack of picking up adjectives and adverbs that would make it possible for us to do a good job in speaking of H. P. Maxim. Because we have so cordially detested flowery writing as applied to the preparation of a magazine such as our QST, however; we haven't a trace of beauty left in our style and are afraid we're out of luck. We can only say that here is a *man*—a real man's man—if God ever made one!

Mr. Maxim, son of Sir Hiram Maxim, noted inventor of automatic firearms, was born in Brooklyn, Sept. 2, 1869, educated at Massachusetts Institute of Technology, and has been identified with electrical manufacturing since its early days. His business connections have been successively with the Thomson Electric Welding Co., Lynn, Mass., American Projectile Co., one of their subsidiaries; Pope Mfg. Co., Hartford, Electric Vehicle Co.; Westinghouse Electric & Mfg. Co., East Pittsburgh, and finally the Maxim Silencer Co., of Hartford. Mr. Maxim was one of the earliest automotive engineers in this country—a pioneer in the automobile game.

He was pushed into radio by his son Hamilton in 1910 and mastered the code

at the age of forty. Thus he has watched the development of radio thru the eyes of a man of mature judgment. In those early days, of course, initials were used for call letters and one's wave length was anything

that passing fancy dictated. He was among the early ones to take out a license when the law of 1912 was enacted, and for some years before the big war was IZM in Hartford. After the war he became 1AW and has stuck to it ever since.

Mr. Maxim is prominently identified in many lines of activity. He is president of the Aero Club of Hartford, former chairman of the Hartford branch of the American Society of Mechanical Engineers, president of the Technology Club of Hartford, a member of the Executive Committee of the M.I.T. Alumni, a consulting mechanical engineer—active in many lines. His chosen field is *sound*, on which he is a national authority, his studies into this field

having resulted in the invention of the Maxim silencer, not only familiar on rifles but finding multitudinous applications in industry, or motor-driven vessels, etc.

Of all of Mr. Maxim's many affiliations, however, we believe he is proudest of his connection with our A.R.R.L. It was he who first conceived a national society of amateurs devoted to relaying and who started the ball rolling. From the very first he has fathered the A.R.R.L., guided its des-

(Concluded on page 50)



HIRAM PERCY MAXIM



CLUBS wishing information on how to become affiliated with the American Radio Relay League can secure same by addressing a letter to the Traffic Manager, A.R.R.L., 1045 Main St., Hartford, Conn., who will be glad to furnish the necessary application blanks. There is no charge for affiliation. Every good radio club, society, or association is eligible for affiliation.

Wisconsin's First Annual Radio Show and A. R. R. L. Convention

The Milwaukee Amateurs' Radio Club is holding Wisconsin's first annual A.R.R.L. Convention in conjunction with the Radio Show to be held at the Milwaukee Auditorium June 21st to 25th inclusive.

The Radio Show is under the direction of Mr. Spearman Lewis of the Chicago Opera Company. The convention call has been issued on authority of Mr. Ben A. Ott, District Superintendent of A.R.R.L. for Wisconsin. The convention is under the direction of C. N. Crapo, Milwaukee, City Manager for the League.

The convention is to be held in Plankinton Hall at the Milwaukee Auditorium and will be open to the general public. Distinguished speakers from radio centers have been assured. Pre-convention headquarters will be open at the Hotel Plankinton, where an information bureau will be maintained. Up-state members who anticipate attending are requested to communicate forthwith with Herbert F. Wareing, Chairman of Reservations.

The following Committees have been appointed:

<i>Convention Director</i>	C. N. Crapo
<i>Program</i>	L. S. Baird
<i>Reservations</i>	H. F. Wareing
<i>Banquet</i>	E. W. Ruppenthal
<i>Entertainment</i>	D. W. Gellerup
<i>Publicity</i>	A. J. Simandl

Wednesday—Show Day, reception, and registration of men. Visits to prominent stations.

Thursday—Opening day of Convention. Reception. Tours of city. 7 P.M. Formal opening of Convention by League representatives and city officials followed by non-technical lectures.

Friday—1 P.M. Traffic meeting, District of Wisconsin. All A.R.R.L. men requested to be present. 4 P.M. Technical and popular lectures. 7 P.M. Technical lectures.

Saturday—Afternoon, special features to be announced later. 8 P.M. Banquet.

The Women's Radio League of America

The women's Radio League of America, Inc., held its first Annual Meeting on Tuesday evening, May second, in Room 907 Y.W.C.A. Building, 53rd Street and Lexington Ave., New York.

The following officers were elected:

<i>President</i>	Miss Abbie Morrison
<i>Vice-President</i>	Mrs. Eleanor G. Regan
<i>Secretary</i>	Mrs. J. Koch
<i>Treasurer</i>	Miss Elizabeth Rhodes

The regular meetings of the League are held on the first and third Tuesday evenings of every month at the above address. Code practice for those who wish it is at 8 P.M., business meetings at 8:30 and the speaker of the evening at 9:00.

At the meeting on May 16th, Mr. A. A. Hebert, Treasurer and a director of the American Radio Relay League and Vice-Pres. of the Second District Executive Council, spoke on "Co-operation and Organization."

All women interested in radio are invited to attend these meetings, and if desired courses in radio telegraphy or telephony can be arranged for.

Dallas Radio Club

U.S. Radio Inspector Theodore G. Deiler, from New Orleans, visited several North Texas cities on a recent tour of inspection. Amateur examinations were conducted in Dallas on Tuesday April 18th, and commercial examinations Wednesday April 19th. An informal dinner in honor of Mr. Deiler was given by members of the Dallas Radio Club, officers and directors. Mr. Deiler visited Ft. Worth, Austin, Houston and San Antonio.

Scenic Highway Radio Club

A mass meeting of most of the radio men of the city was held here Tuesday, March 21st. Meeting was called to order by the President of the Scenic Highway Radio Club and then discussions took place by the leading radio amateurs of the city as to the proper method to be adopted con-

cerning broadcasting. No agreement could be reached on the subject of regulating the wave of radiophone broadcasting stations. Many were of the opinion that the waves from 600 to 1000 meters should be set aside for this specific purpose but no agreement could be reached. So we took up the discussion of sending during the broadcasting of concerts.

Many arguments were advanced as to why spark transmission should be allowed during the evening but all of these were promptly refuted by the members. Finally hours were decided upon for the listening in on broadcasting stations. These were from 6 to 10 p.m. In the evening no amateur in the city of Clinton shall send out any form of message by either spark or CW transmission, nor shall any testing whatever take place during these hours. This was put to a vote and every one was unanimously agreed on this form of regulation.

As yet we have had little interference, practically none, and we feel assured that if the Radio Clubs in other cities would get together on this proposition we would be assured of hearing radiophone concerts without any interference at all.

Philadelphia Amateur Radio Association

The Philadelphia Amateur Radio Association held its last regular meeting in the Widener Memorial Library at 1200 North Broad St. on Monday April 3, 1922. Mr. W. C. McFadden who is from the Laboratory of the Phila. Navy Yard gave a talk on Radio Frequency Amplification and discussed the subject fully. The subject was very interesting to all the amateurs as they have been experimenting on it.

Mr. Chas. VanDerVera gave a short talk on "Practical Experiments with Audio Frequency" which was very interesting. Information and prices were given by the President on "Condensite Celeron." Mr. John Delp, Jr., talked on "New Circuits for using Audio Frequency" and a discussion followed.

The President decided that on account of the hot weather the next meeting would be the last, until the third Monday in September.

Cleveland Radio Association

The Cleveland Radio Association has come out with a very neatly printed card giving their recently adopted traffic regulation which we can recommend to other clubs judging from the results that has been secured in Cleveland. Any clubs interested in obtaining a copy of these regulations may secure them from P. A. Marsal, Cleveland City Manager, 1527 Lakeland Ave., Lakewood, Ohio.

The Delaware (Ohio) Radio Association

has two traffic stations, 8AJX and 8AJE, which aided in sending out the football and basketball scores for the high school and Ohio Wesleyan University. The scores of football games were sent out by SYK using a relay on the football field.

At a meeting of the **Philadelphia Amateur Radio Association**, held on January 16th, E. B. Meyers of Jersey City read a paper on "Vacuum Development from 1884 to 1922." C. A. Service, vice president of the A. R. R. L., spoke in the interest of the 3rd and 4th districts convention. Because of the large attendance, many members had to stand during the lectures. This club is growing splendidly and doing good work in its territory.

H. P. MAXIM

(Concluded from page 48)

tiny, presided at the deliberations of its Board, represented it at Washington—given freely of his time and energy. His kindly counsel and mature advice have been the biggest factors in the building of our League.

Hiram Percy Maxim is a prince!

—K.B.W.

OPERATING DEPARTMENT

(Continued from page 47)

inson, 9HR, Middlebury, Ind. Assistant Division Manager.


District No. 1 consists of all territory in District of Northern Indiana east of a north and south line drawn through South Bend, including South Bend. Superintendent, E. E. Pippinger, 9FS, 806 S. 7th St., Goshen, Ind.

District No. 2 consists of all territory in the District of Northern Indiana west of north and south line drawn through South Bend. Superintendent, J. Ralston Miller, 9CP, 854 Calumet Ave., Hammond, Ind. South Bend City Manager, F. S. Libbe, 9DAK, South Bend, Ind. Fort Wayne City Manager, L. S. Slagle, 9ME, 530 Masterson Ave., Ft. Wayne, Ind.

This is probably the last report of the Miami Valley District under the old organization. Activities in this district seem to have diminished considerably during the past month, due, on doubt, to the heavy static that has appeared. Some of the stations also have had operating troubles in the way of burned out tubes, condenser and gap troubles. It is interesting to note that only two stations had any C.W. traffic to report. This is not necessarily an indication that the C.W. stations were not able

(Concluded on page 57)

With Our Radiophone LISTENERS



LIGHTNING PROTECTION

This summer we have about twenty times as many aeriels in this country as last and with the first clap of thunder christening the launching of the static season, we hear the cry from thousands of householders, "How much danger is there from lightning striking my house?"

These same houses have stood many summers full of light wires, door bells, gas and water pipes, tin roofs, gutters, down spouts, and other metal objects. The average antenna differs little from these so it is not any more probable that lightning will strike this summer than last. Some while ago QST asked for information on cases of direct hits on aeriels and only two cases it seems are on record.

Damage by lightning is either caused by a direct hit or by heavy currents induced by a flash of lightning between two clouds or between cloud and earth. Direct hits are always too violent to be protected against as the heaviest cables and switches invariably melt. The lightning flash seems to abide by no set rules, often following unreasonable paths. The National Fire Protection Association is realizing these facts in changing the requirements for ground wires from No. 4 to No. 6 B. & S. copper, and now has a tentative revision that only requires No. 14 copper wire or No. 17 copper-clad steel.

Heavy induced currents are not nearly so rare and are the only ones that protection can be secured against. The electric discharges known as lightning are the result of a gradual collection of a charge on a cloud as it forms and moves across the country. The charges can be gradually and silently removed by grounded

lightning rods, aeriels, steel buildings, etc. Receiving aeriels should be grounded at all times when not in use by a lightning arrester having a short air gap. The arrester type is preferable for a receiving station as it does not rely on the memory of the operator. The air gap should be short enough to break down at a potential of 500 volts or less. The vacuum type has the additional advantages of being free from moisture and a less possibility of the electrodes fusing together because of the greater separation in a vacuum for the same break-down voltage.

The new regulations will not go into effect before fall. However certain points in installation should be closely adhered to. The lead-in wires should not be smaller than No. 14 B. & S. gauge copper or No. 17 copper-clad steel. The protective device should be located as near as possible to the point where the wire enters the building and not near any easily ignitable stuff or inflammable gases or combustible dust. The ground wire can be bare or insulated, not smaller than that required for the lead-in, and should be run in as straight a line as possible to a good permanent ground such as water piping. Gas piping is not permissible but other grounds such as steel frames of buildings, driven pipes, buried plates, cones, etc., are OK. The ground wire should be protected against mechanical injury and approved ground clamps used.

With the above precautions it is doubtful if your house is in any way more liable to be bothered by lightning this summer than in any past summers. —B.P.

In February 1921 the Dallas Radio Club

Since we published the list in our last issue of licenses granted to broadcast stations, several new QRA's have come to our attention which may be added. They are:

City of Dallas,	Dallas, Texas	WRR
McCarthy Bros. & Ford,	Buffalo, N. Y.	WWH
K & L Electric Co.,	McKeesport, Pa.	WIK
Doubleday-Hill Electric Co.,	Washington, D. C.	WMU
Atlantic Journal,	Atlanta, Ga.	WSB
Findley Electric Co.,	Minneapolis, Minn.	WCE
Minneapolis Journal,	Minneapolis, Minn.	WBAD
Minneapolis Tribune,	Minneapolis, Minn.	WAAL
Commonwealth Electric Co.,	St. Paul, Minn.	WAAH

appointed the station of their president, Mr. F. M. Corlett, 5ZC, as broadcasting station for the Weather Bureau and Police Department. An efficient organization was worked up for delivering the reports thru the stations of the A.R.R.L. members. The following July the city purchased a phone set from a local club member and now under the call WRR the weather forecasts and police reports are sent out on telegraph and phone on 485 meters at noon and 7 p.m. (C.S.T.) followed by entertainment of various kinds for retaliation. WRR has been heard over a good portion of the country with a set of low power which seems to have a steady daylight summer range of 200 miles on phone and of course much further on C.W.

Long-Distance Therapeutics

Nowadays the surgeon on duty on the high seas not only cares for the ills of the passengers and crew of his own ship but often is called upon to give aid to other vessels within the wireless call.

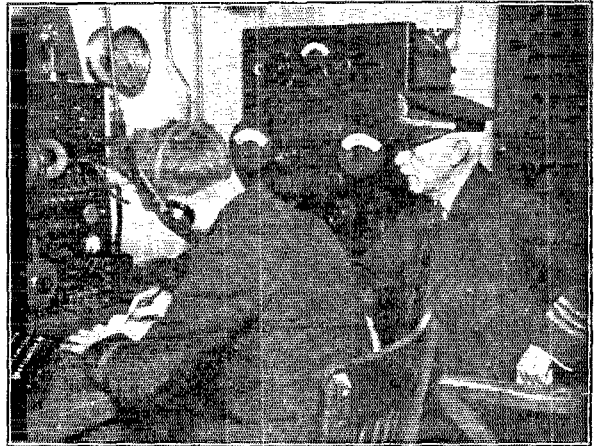
Dr. Michael Robert, who appears in the photograph, recently was aroused late one night by the wireless operator on his vessel and informed that twelve members of the crew of a Norwegian freighter were in terrible agony and desired medical attention. Dr. Robert inquired as to the history of the ailment and found the crew had partaken rather forcibly of canned lobster. He diagnosed the case as ptomaine poisoning. When the twelve sufferers had finished the doctor's directions they had exhausted their entire supply of Rochelle Salts and reported progress at dawn.

Recently Dr. W. S. Ford, of the Steamship "Potomac", aided and abetted the stork by wireless. Late one night he received this message: "Captain's wife on board. Expect arrival of stork before we can reach port. Please assist." This was a stumper but the doughty doctor could not fail in this emergency, so he gave the directions in language that could be understood by the layman, while the stork hovered over the distant freighter. Two days later the doctor received this message: "Now have a new son. Don't know your name, doctor, but will call him Napoleon Ford. A thousand thanks. God bless you."

Dr. William S. Irwin when surgeon on the Steamship "Centennial State" was summoned to the wireless room one day and informed that the lighthouse keeper on a lonely island in the Caribbean was suffering as a result of an injury to his leg. Further details showed that gangrene had set in and that amputation was necessary

immediately. Across the 800 miles of sea it was asked if any of the four other inhabitants of the island would attempt the operation if provided with specific directions. The surgical operation was performed by the cook using a butcher knife and a kitenen saw. Inasmuch as no anaesthetics were available, the injured man had to grin and bear it, but fainted before the operation was concluded. During the following days the doctor was kept informed that the patient was doing well, as he had a robust constitution. Several months later in passing the island he learned that his patient was well on the road to recovery.

Only a few weeks ago the doctor and patient met for the first time when the one-legged man grasped his hand at the pier in New York and said, "Doctor, you don't know me but you ought to inasmuch as you are responsible for taking off my leg." Then followed a rehashing of the historic case.



Directions for a Very Simple Set

Letter Circular 43 of the Bureau of Standards described a simple home-made radio receiving set using a crystal detector. This set was of the simplest possible construction and could be made by any amateur for a very moderate price, probably under \$10. The demand for this circular was so great that it was decided to print it as a regular publication of the Bureau of Standards, and it is now available from the Superintendent of Documents, Government Printing Office, Washington, D. C., at 5c per copy. Persons writing for this material should refer to Circular 120 of the Bureau of Standards.

May 10th marked the close of a contest conducted by the Standard Furniture Co. of Seattle, for the best home made re-

ceiving set tuning from 100 to 500 meters. The entries were made in various classes according to whether amplifier units were included, left out, or just crystal detectors used. There was also a separate class for boys and girls under 14 years of age, and a fifth class for the smallest crystal set. Two cash prizes of \$25 and \$15 were given in each class but the first in which the prizes were \$50 and \$25. The sets were actually tested on the broadcast of KFC using the same tubes and aerial in each test.

Getting Started Listening (Continued from March)

Having settled the question of the aerial and ground, we are ready for a discussion of the apparatus. It is difficult to recommend specific apparatus as there are so many combinations ranging from simple sets made at home for a few dollars to elaborate ones found on the market at good stiff figures. Simple crystal outfits bring in the broadcasts over limited distances, but in general they are toys and not to be recommended unless one lives within a few miles of a powerful broadcasting station. So we are discussing here the sets using vacuum tubes—the only really practical sets at present.

We will need:

- (1) A tuning set or "receiver" of some sort
- (2) Vacuum tube equipment consisting of a detector and if possible one or two stages of audio-frequency amplification
- (3) A storage battery to heat the filaments of the tubes
- (4) A high-voltage dry battery for the "anode circuits" of the tubes
- (5) A pair of telephones, commonly called a "head-set", and
- (6) A "loud-speaker" or horn, so that the signals may be heard thruout a room without head-sets.

The best way to discuss these necessary items in the set is to take them up briefly in turn.

The tuner is the apparatus that is used to adjust to the various wave lengths and makes it possible to pick up any desired station within range. It consists of various electrical circuits of coils and condensers capable of adjustment in their electrical dimensions, which determine the wave length to which the set will respond. Some tuners are simple to the last degree and some have several adjustments that must be handled. These features determine the type of set to be bought. Remembering that the purpose of the tuner is to differentiate between the signals from the various stations, how important it is to have a tuner that will really weed them out and

pick up the desired one—a feature known as "selectivity"! Selectivity is to be had in an easily managed form in so-called "regenerative" tuners of the coupled or "three-circuit" type, and we strongly urge the acquisition of this type of set. There are now on the market dozens of makes of "simplified" tuners, the operation of which is whittled down to a solitary knob or two, but in them the selectivity has been sacrificed either to save expense or in the mistaken belief that the public cannot learn to operate a modern tuner. Most of these single-circuit or simplified tuners are vicious things, and in truth a back-sliding to the early days of radio when we didn't know any better. Of course they bring in the signals good and loud, but they bring in an unwanted signal as well, and ships and commercial stations and perfectly law-abiding amateurs are heard in distressing fashion "all over the tuner".

The modern "three-circuit" tuner is capable of a high degree of selectivity so the above interference rarely occurs on it. Its alleged complication is gross exaggeration and anyone can master it in an hour and get not only good selectivity but actually louder signals over greater distances. From this it will be seen that the three-circuit tuner is emphatically recommended if the best results are wanted.

Some sets have the vacuum tube outfit built in their cabinet and some are separate. In either case one can get sets using one, two or three tubes. The first tube is necessary in every set. It takes the place of the crystal of simpler sets but does the job many times better. It is called a "detector" or "rectifier". This isn't a textbook so we'll let it go by saying that a detector is necessary, comes all hitched up for business, and generally works without trouble.

Now signals may be heard from long distances in the head-set with just the detector tube but it is often desirable to have louder signals, particularly to put out thru a loud-talking horn. This is accomplished by vacuum tube amplifiers but this time the tubes function to boost the strength of the signals passed thru the detector. Whether the amateur has one or two stages is almost standard now. It is not generally desirable to exceed two stages unless special precautions are taken to cut down stray noises.

Tube sets may be had for from \$10.00 to \$100.00. As in most things, the price one pays about determines the performance of the set, and it pays to get a well designed and well built one of reliable make.


Two batteries are needed for the receiving set. One is to light the filaments of the tubes and is known in radio engineering as the "A" battery. Generally this is a lead plate storage battery of much the same type as used in automobiles. All vacuum tubes on the market in this country

are designed for use on a 6-volt battery. Such batteries are rated in "ampere-hours" capacity at one charging. The larger this rating the longer your set can be operated without recharging the battery tho the largest sizes are very heavy and bulky. An 80 A.H. battery is a good average. Dry cells are wholly unsuited to this work.

Then there is the "B" battery for the plate circuits of the tubes. These come in blocks of 22½ volts, made up of small flashlight cells sealed into units, and generally tapped for various voltages. They are a staple on the radio market. The voltage

having a horn attached to set a large volume of air in motion. Then there are countless devices consisting of a single telephone with a horn, or sometimes just a horn to which one or both of the regular telephones may be clamped. These make a simple and fairly satisfactory loud-speaker, generally enough for the average home. They have no amplifiers in themselves except the megaphone effect they use, and are to be used only when an amplifier is available—a detector alone in general will not give loud enough signals to actuate it.

A simple loud-speaker may be made at home by procuring a Baldwin telephone and an old phonograph horn, or by clamping the Baldwin receiver to the tone arm of a phonograph (horn or cabinet type) in place of the reproducer.



Why shouldn't he enjoy radio? It's in the family and both his Pa and Ma are old-time amateurs. This is Walter G. Estey, three-year-old son of Mr. and Mrs. F. Clifford Estey of Salem, Mass. Mr. Estey is sales manager of the Clapp-Eastham Co. and chairman of the Boston Executive Radio Council.

needed depends upon the set—generally between 18 and 22 volts on the detector and 45 or more on the amplifiers. The same "B" battery may be used for both—which means two blocks.

A good pair of telephone receivers of 2000 to 4000 ohms resistance completes the set. Several pairs can be used at the same time so that more than one can listen to faint signals. After all a head-set is the best way to get the most out of radio.

It is often very desirable, however, to put out the signals thru a loud-speaker so that they may be enjoyed by everyone in the room, much like a phonograph. There are several loud-speakers on the market, some embodying their own special tube amplifiers, which are well suited for this work. They connect in place of the head-set—in fact, they are merely an enlarged telephone

to make it most fascinating.

There are amateurs in almost every town in the country—not newcomers in the game but "bugs" who have been at it for years, although more often than not they are just lads. They are the ones who know amateur radio and the novice can do no better than by making the acquaintance of a practical amateur. Amateurs are a splendid lot, willing and even anxious to help in the advancement of their chosen hobby. They'll help you put up that aerial, answer your questions, tell you how to hook up your gear, show you how bright to burn your bulbs and how to tune in signals. The quickest and surest way of finding out how many things that this article can't tell you is just this:—get in touch with a local amateur—*he knows*.

Strays



It is rumored that the British Post Office Department is experiencing a change of heart and in change of its policy is going to allow every facility for the extension of wireless telephony in that country. England for some time has been watching the spread of popular interest in broadcasting in this country and does not intend to be outdone. An important announcement is expected in Parliament soon, according to press reports.

Probably government control of radio in England will turn out in the end to have been a very good thing as it will prevent the frenzied radio conditions that characterize our country at present. Britain has a more serious and sober way of going about things which will stand her in good stead in the expansion of popular home radio. Godfrey Isaacs, managing director of Marconi's Wireless Telegraph Co., is quoted in the *New York Tribune* as saying "I don't want to see 'radio flu' here. In America the boom is rather premature. The equipment in use is rather primitive and not such as we should like to see employed here. I think that America is going ahead too fast in this direction, and I can foresee chaotic conditions if indiscriminate and vast use of wireless telephony comes."

We amateurs are having lots of new names applied to us these days. G. H. Dacy, in the "Scientific American", keeps up with the habit of the day by calling us "the American urchin".

Our guess is that there will be a whole lot of broadcasting stations closed up as soon as Secretary Hoover gets the authority needed to look after radio, as the Telephony Conference proposes he shall have. In other words, some broadcast stations exist today simply because an inadequate law gives no one the authority to prevent them from operating. It's a cinch there will be no more of this business of having every department store in a city trying to broadcast. The fellows with the poor modulation, the stations with the uninteresting programs, the unintelligent operators—out they'll go! Where there are a group of private broadcasting stations in the same community essentially duplicate each other's service, it probably will be considered that

they are unduly interfering and the Secretary of Commerce will exercise his power to revoke licenses.

Gee but it will be good to see some of the rottenest ones weeded out.

QRA "6BO"?

In recent months some malefactor has been having great sport all by his lonesome in fooling various eastern stations into thinking they were hearing a "6". 6BO, he said he was, and he gave his name and town, and said he was using 500 watts of C.W., which of course might account for the very-QSA signals he made in the 8th and 3d districts. 3ZY, 3ALN, some nines, and many eights including 8BIL, 8AWP, 8AD, succeeded in connecting up with this "Californian".

The point is that it wasn't 6BO at all. Mr. Preston of that station suggests that the offender is around Pennsylvania some place, as most of the cards he has received are from that vicinity. Why not swing a loop on him and let us know your readings?

We would like to know who this bird is, and promise that upon receipt of sufficient information we shall do our level best to get the axe for him—for keeps.

"C.W. and the old A.R.R.L. Spirit did the job", says Keith Russell, 9AL, of Toronto, Canada, in explaining the newspaper publicity he got in placing his equipment and services at the disposal of the Power Company. Between 9AL and 8ANJ at Niagara Falls great assistance was given in relaying messages relating to repairs on the power cables. Canadian amateurs are on the job too.

We have received several dozen requests to print change of addresses and calls. If we start this hundreds more will undoubtedly come in, which it will be impossible to publish. We will, however, when specially requested, print the address at the head of each list of "Calls Heard" selected by us.

The Old Man says that C.W. sets ought to be called CQ sets.

We get mail addressed any old way but the prize one came in the other day addressed to the "Q Street Magazine". Hi!

"Your decrement must not exceed .Z"—
Radio Digest.

We are sorry to state that many of the popular magazines predict increasing static this summer. We hoped with a million aeriels in the air that the distribution of static per aerial would decrease in proportion.

S. Kruse, who is engaged in experimental work for the John Hays Hammond laboratory, is at present one of a crew who are doing some experimenting between two radio-equipped ships in the Gulf of Mexico.

IGOF says that QST is improving every month judging from the pictures in the April issue.

Examinations will be given for the position of Junior Engineer for the Bureau of Standards on July 5th and August 23rd. Details may be obtained from the nearest Civil Service office.

It was evident to the Bureau of Standards from inquiries received from builders of the simple crystal receiver described in their Letter Circular 43 that there was need for description of a set possessing greater possibilities than the first one. A second publication is therefore being prepared—a 2-circuit receiving set with variable coupler. This set of course has greater selectivity than the single-circuit set and has the great advantage that most of the apparatus used in the first-mentioned outfit may likewise be employed in the new installation. This publication is Letter Circular LC-44, which will be issued as Bureau of Standards Circular No. 121 by the Superintendent of Documents for 5c a copy. The date of issue cannot yet be given.

Suggestion to American manufacturers contemplating the production of radio frequency transformers: mount them so as to go in a standard tube socket, whereby transformers may be easily changed for different wave length ranges.

We are informed that Mr. Linsey Winsor of Bakersfield, Cal., has received the call 6ZS "and will vibrate on 375 meters". Page Bee Palmer!

The unkindest cut of all is to have a newspaper call us the "American Radio Delay League". Maybe the Editor sent a msg by the A.R.R.L.

We note with interest that the "Radio Review" and the "Wireless World", both of London, have consolidated under the name of "Wireless World and Radio Review", which will be published weekly. The combination should result in a wonderful magazine to which we extend our most hearty wishes.

We have heard indirectly that the Vesta Battery has a range of 6,000 wave lengths. It must be highly damped, which eliminates the possibility of C.W. as an electrolyte.

KDKA has an acknowledgment card with a blank space for filling in the height of their aerial at the time they were reported. Maybe they get different wave lengths by hoisting or lowering the antenna.

According to 4BW California has nothing on Georgia. Grover Jones of Macon sells radio bugs at reduced rates a storage battery which when freed of its charge will be charged free once a month without charge.

In radio we are finding out that "all is not sweet that twitters".

Mr. H. H. Wish, who has been cartooning for QST lately, has been assigned the call 1PK although he is confined to his bed. He suggests that had it been 1QT (one quart) instead of 1PK (one peck) greater interest might have been aroused.

Changes at the QST Factory

Chas. A. Service, Jr., past vice-president of the A.R.R.L. terminated a pleasant connection with our headquarters office to become manager of the radio department of the Electric Supply & Equipment Co., with his office in Hartford. He was succeeded by Robert L. Northrop of Lynn, Mass., ex-1COA, who now enjoys the resounding title of office manager and executive assistant to the secretary. The lure of the commercial game was too strong for Bob Higgy of old 8IB, and he resigned his assistant editorship of QST to return to Columbus and embark in business on his own, being succeeded at our diggings by Boyd Phelps of 9ZT, Minneapolis. Phelps' acquisition by this office is our gain but the loss of the territory from whence he came, as in coming with us he has had to resign from the management of the Dakota Division and the temporary guidance of the Winnipeg Division, so ably led by him.

Phelps, poor unfortunate, came to us without a nickname of any sort. Accordingly one was manufactured for him by trying to pronounce his initials—"Beep". Beep is now the happy operator of station IHX, Hartford, where he is proving to the world that his recent QST dope on "Radio below 200 meters" actually works by radiating good energy on waves as low as 70 meters—harmonics of course. Reliable communication is had with Boston on 130 meters. The boy's all right.

Thru an error in April QST the Thordarson amplifying transformer was listed at \$4.00 whereas it should have been \$4.50.

Read 'Em and Weep!

4CB of Morse, Sask., has worked many U.S. stations including 6AWT of Frisco, and has been heard in Hawaii on 15 watts. 6KA has been heard by 1BDI at Orono, Maine.

8ACF has been heard on detector only by several stations in Long Beach, Calif. He uses the same 10 watt set that got over to Scotland.

8HJ of Elmira, N.Y., has heard 6CU, 6KA and 6XAD on one tube and has been heard by 6XAD using 10 watts.

6ZF, 6ZG, 6ZI, 6ZS, 6ZZ, and 6XAD have all been heard at Oil City, Pa.

6ZZ, 6EH, 6WV, 6XAD, and 7AH have been heard at 1BDU, Winthrop, Mass.

6ZZ and 7MI were heard on one tube by 1CFJ at Portland, Maine.

8VY has been heard QSA or very QSA by 6XAD, 6ARF, 6AOW, 6ARE, 6RR, 6ZZ, 7LU, 7JS, 7TQ, 7ZS, (5ZA), and Can. 5CN on one 50 watter.

9APW worked 9BBF and 9AYS on a VT1. copied by 3JJ while working 9FZ on 5 watts; worked 8OZ, 8BDO and heard by 6XAD on 10 watts; added 5 more watts and worked 2FP, 8AWM, 8AIO and 8ADX.

6ZB, San Diego, Cal., on 20 watts was copied by Can. 3IL of Kingston, Ont.

8BRL works 5ZA, 6XAD, and 6BO (!).

6ZZ was copied thru heavy QRN at Can. 3DS. Kitchener, Ont.

8BDB has been reported QSA in Palo Alto, Calif. on 15 watts.

6AWP worked 9WU on 10 watts.

4EZ on one tube copied 6EN nearly an hour after the sun was up.

6AWP has been heard on 10 watts in Cleveland, Ohio, by 8AGZ; off Key West, Fla. on the S.S. McKelvey; at Yakutat, Alaska, on the S.S. Admiral Watson; and at Wailuku, Hawaii, by 6ZAC.

Soon we will reduce the above column by saying, "The following 6's have not yet been heard on the Atlantic Coast."

Wanta no ur range? Call 3TS as fast as you can.

9AL in Chicago asks for relief. He is not transmitting but gets tons of cards reporting Canadian 9AL, Keith Russell, 11 Pinewood Ave., in Toronto, Can., on C.W.

What are your ideas on a good cover design for QST? We know many of you are close critics but we want some ideas now. We do not mean drawings, for we will tend to that, but ideas that will make good covers.

OPERATING DEPARTMENT

(Concluded from page 50)

to work through the static, but no reports were received from the C.W. stations except that of 8BEX.

Southern Indiana shows a good total of messages, but the phone broadcasting sit-

uation is the cause of the drop in the number of messages handled in this territory. Everyone is supposed to stand by in southern Indiana for phone broadcasting until after 10 o'clock and a lot of the younger relayers turn in by that time.

The Committee of Radio Amateurs of Lafayette has adopted traffic regulations applying to every county, which provide:

- 6:00 A.M. to 5:30 P.M. Free Air.
- 5:30 P.M. to 6:30 P.M. Local Traffic.
- 6:30 P.M. to 9:05 P.M. Listening Period.
- 9:05 P.M. to 6:00 A.M. Long Distance Period.

This schedule has been faithfully followed and as a result the radio situation in and about Lafayette has improved greatly.

J. E. Hall, of Seymour, Ind., has been putting this city on the map. 9DYU, 9AMO and Mr. Hall's own stations, 9ASJ, have been handling about three hundred messages a month among them.

All routes in Northern Indiana are in working order and much traffic has been passed over them.

9DAX, 9PC, 9UC, 9ASB and 9BGF are now using fone and C.W. 9DAX is heard at 9HR at any time of day and will prove a reliable station.

NEW ENGLAND DIVISION

P. F. Robinson, Mgr.

C.W. Messages: 1SD-105, 1ASF-89, 1PR-78, 1BDV-55, 1BRQ-32, 1FB-22, 1BKQ-54, 1PT-25, 1CMK-18, 1BYG-10. Total, 456.

Spark Messages: 1RX-275, 1CNI-240, 1SN-195, 1LZ-84, 1WQ-80, 1BYG-48, 1BJE-36, 1BRQ-36, 1AOK-33, 1DY-8, 1FB-8. Total, 1007.


In keeping with the reorganization of the Operating Department, the following have been appointed Assistant Division Managers in this division:

Maine: F. H. Pierce, 1BRQ; Connecticut: J. L. Reinartz, 1QP; Eastern Mass.: L. G. Cumming, 1FB; Western Mass.: A. S. McClean, 1JQ; New Hampshire: H. W. Bean, 1OE; Vermont: L. F. Packer, 1ARY; Rhode Island: J. F. Sullivan.


Further appointments covering the offices of District Superintendent will be announced as soon as these vacancies are filled by capable men.

Much of the joy in amateur radio in this division has been taken out by a great number of broadcasting stations, some of which "hog" the ether without regard to amateur affairs. It is not fair that the broadcast listener be given the entire evening and the amateur be crowded out until the wee small hours of the morning.

Daylight Sunday Tests have been arranged in order that a number of the stations operated by the younger fellows will have a chance to handle relay traffic without causing interference to the listening stations.



Amateur Radio Stations




4EG, Woodruff, S. C.

The photo shows the station of W. C. Etheredge, A.R.R.L. District Superintendent of South Carolina. There are many novel features in design and arrangement worthy of note in this station. In building the set flexibility in wave range, unity in control, accessibility, and electrical efficiency were kept in mind.

The cabinet at the left contains four Formica panels 8 by 9 by $\frac{1}{4}$ inches. Binding posts are provided on each panel so that by short strips the units are connected. Any of the panels may be removed without disturbing the others. Busbar wiring is used thruout. From left to right the panels

wound on a three inch tube and tapped every eight turns.

The upper cabinet contains three panels. The one to the left contains a Clapp-Eastham loose-coupler, tho not as much used as the three coil mounting below. The next is a spare detector with potentiometer control and the panel to the right is a two-step amplifier. Also setting on the shelf is a home-made wavemeter with a range of 150 to 3,000 meters, and an Amrad wavemeter. The meters to the extreme left measure the voltage of the A and B batteries and a sensitive ammeter is in each filament circuit.



are as follows: coupling panel, wave control, detector, and plate circuit control. On the coupling panel is a three-coil mounting with a 43-plate variable condenser below, which is used across the tickler coil on long waves. The wave-control has a 43-plate variable condenser at the top connected in the antenna circuit and a Clapp-Eastham variometer at the bottom which is in the grid circuit for short waves. A variable condenser may be added across the secondary binding posts for long waves. The detector control uses a small variable grid condenser and an end-cell switch for the B battery. The plate control panel contains a variometer at the bottom and a plate loading coil at the top. The variometer has only twenty-four turns on the rotor and twenty-two on the stator which makes tuning easier. The short range of the variometer is made up by the plate loading coil of 88 turns of No. 28 wire


For 200 meter work a primary coil four inches in diameter with 8 turns of No. 22 wire is found best, used with a secondary of 28 turns of No. 28. For phone reception $4\frac{1}{2}$ inch coils are used with 18 turns on the primary and 48 on the secondary. Honeycomb coils are used on the long waves but amateur radio is by far the most interesting.

The antenna is of five cables spaced $2\frac{1}{2}$ ft. apart, 20 ft. long and 35 ft. high. Ground is obtained to water pipes and a counterpoise under the antenna.

The spark set shown to the right of the table in the frame consists of a $\frac{1}{2}$ K.V.A. Thordarson transformer, Jewell thermocouple ammeter, Murdock antenna switch and O.T., Benwood disk on $\frac{1}{4}$ horse motor, and an oil immersed condenser built in sections in storage battery jars. The glass plates are $\frac{1}{4}$ inch thick and cut from broken pieces of windshield glass.

Since the photo was taken a CW and phone set has been added using short range but effective loop modulation with the "sure fire circuit." Filament voltage is obtained from a transformer whose core is made from an old 50 ampere watt-meter and now has a 440 turn primary winding of No. 28 enamel wire and a secondary of 32 turns of No. 18 tapped in the middle. The plate supply transformer is made on a core 6 by 7 inches outside and 1 1/4 inches thick. The primary has 330 turns of No. 18. The

secondary is wound on a fibre tube that slips over the other leg of the transformer and contains 1244 turns of No. 28 enameled wire with oiled paper between layers. Filter chokes are made of secondaries from an ignition coil on a 1 1/4 inch square closed iron core. The rectifier is made of 10 tumblers with 1/4 inch wide electrodes of aluminum and lead. Common cooking soda in distilled water is used, covering the plates a half inch. This makes the ideal inter-city set and shows what can be done in making most of it in the workshop.



5YE, University P. O., Miss.

5YE is the station of the University of Mississippi and has no doubt been heard by many of us.

The antenna is T type, six wires, 95 ft. long, spacing 38 inches, and well insulated. It is supported on two 55 ft. cypress poles on top of a building 45 ft. high. The flat metal roof directly below forms the ground and has about five thousand square feet soldered together and in addition is earthed in many places around the edge.

The transmitter is located in a special room directly below the center of capacity of the antenna. The transmitting set is mounted in a separate cabinet with glass doors. The aerial and ground leads are brought directly to the cabinet and the change-over switch is operated by distant control, making it unnecessary to bring the antenna circuit to the operating table. The transmitter is arranged for either synchron-

ous or non-sink operation with Acme or Thordarson transformers. The condenser is of 59 glass plates one-fourth inch thick, one foot square, and with heavy tinfoil circles eight inches in diameter. This follows closely Mr. Mathews article. "The Ideal Spark Transmitter", in April 1921 QST. The closed circuit is of three inch ribbon and heavy copper braid. The transformer is located in the compartment below with all care being taken in insulation and the prevention of induction in the power circuits. With eight inches of coupling the Jewell meter reads six amperes with exactly one k.w. input, power factor 85%.

The receiving equipment includes a Grebe CR-6 short wave regenerative set with two steps of audio frequency amplification, Baldwin and Brandes phones, etc. A DeForest fifteen panel set is used for long

(Concluded on page 66)

Calls Heard



HEARD DURING APRIL Unless Otherwise Specified

Instructions to reporters:

(1) Typewrite or neatly print the calls "double-spaced", on a separate sheet of paper, running them across the sheet, not down a column, and writing on but one side of the sheet.

(2) Arrange alphabetically thru each district, from 1 to 9, and then Canada, with no break between districts, using commas to separate items and parentheses around calls of stations also worked—as in the examples below.

(3) The period covered by the report shall be from the first of one month to the first of the following month. All lists must be received by us the 10th of the following month for publication in the next QST.

(4) In order to distinguish between spark and C.W. stations, list spark stations from 1 to 9 in the usual manner and then make a second paragraph in identical form listing the C.W. stations. Commercial calls will not be published.

Pearl Harbor, T. H.

April 22-23rd: 6ZX 7:32 P.M., 6KY calling 6ZAC at 7:40, 6KI calling 6ZZ at 9:02, 6ZI from 9:57 to 10:30 telling 6ZAC QRL, and again at 11:17 QSA; 6ZG calling 6ZAC at 10:20 and 10:22, 6ZAC QSA at all times, 6ASJ calling 6ASM at 12:26 and 1:22 several msgs copied from 6ZG, 6NY heard QRZ.

"Stations 6ZI and 6ZG are particularly to be complimented on their transmitters and workman-like operating. Receiving was done with one detector tube and one step audio amplification. Will arrange schedules with any amateurs that wish to try their 'transpacific' luck." Address: Mr. A. L. Newton, Chief Radioman, U.S.N., U.S.S. Chicago, Flagship, Submarine Base, Pearl Harbor, T. H.

Ex-3AHA, Germany

Feb. 2 (2260 miles east of Cape Henry.) 7:05 7:23 A.M. G.M.T.; 2FP and 2BNZ on C.W., 2OM on spark. April 6th (14th harbor, Kiel, Germany) 9 P.M.—"8 MT de 2LZ" (C.W.), 9:05—"2 OM de 2LZ", 9:22—"2 MZ de 2LZ" (Ks. om QRK QRN what wave does 8MT work on? K" All of above heard with Paragon circuit and only one tube.

Canadian 3BP, Newmarket, Ont.

Spark: 1AMO, 1ARY, 1AW, 1AZK, 1AZW, 1BEP, 1BKQ, 1BQQ, 1BRQ, 1CNI, 1COK, 1CZ, 1GM, 1HO, 1LZ, 1RV, 1SN, 1XZ, 1YR, 2AER, 2AHI, 2AJE, 2ARB, 2ARY, 2AXK, 2BEM, 2BEO, 2BLP, 2CCX, 2DK, 2DN, 2DX, 2EL, 2FP, 2JZ, 2PV, 2SZ, 2TI, 2WR, 2WT, 2XQ, 2AAG, 2ARR, 2AJD, 2AQR, 2ASO, 2AIW, 2HX, 2FR, 2FP, 2GX, 2HI, 2IL, 2IR, 2PI, 2TI, 2RF, 2BL, 2FD, 2GU, 2FJ, 2HK, 2JR, 2RZ, 2SM, 2YU, 2AF, 2AFG, 2AHQ, 2AMB, 2AMZ, 2ARD, 2ARS, 2AYV, 2AXN, 2AXY, 2AYC, 2AZP, 2RAZ, 2RRL, 2BBK, 2RCC, 2BFX, 2RVC, 2SJT, 2BNY, 2BRT, 2CR, 2CS, 2FW, 2KY, 2LO, 2OL, 2OS, 2PT, 2QY, 2TB, 2TT, 2UC, 2WD, 2XE, 2XAE, 2YAE, 2YN, 2YU, 2YV, 2ZA, 2ZAE, 2AAW, 2ABC, 2AEQ, 2AGR, 2AHX, 2AIU, 2AIV, 2AJH, 2AKM, 2ALM, 2AOU, 2APK, 2AQZ, 2ASK, 2AUA,

2AUL, 2AVP, 2AWZ, 2AXU, 2AZA, 2AZF, 2BAK, 2BED, 2BFG, 2CA, 2CBA, 2CS, 2DHZ, 2DMJ, 2DMP, 2DOI, 2DPB, 2DQM, 2DSO, 2DWP, 2DZY, 2GC, 2KD, 2KI, 2LF, 2MC, 2OF, 2OX, 2PS, 2RC, 2SL, 2SN, 2TV, 2UG, 2VL, 2WC, 2WO, 2WX, 2XT, 2YAC, 2YAK, 2YAJ, 2YB, 2YQ, 2ZH, 2ZJ.

C.W.: 1ADL, 1AJP, 1AMQ, 1ARY, 1ANP, 1BDI, 1BKA fone, 1BKQ, 1BSD, 1BWJ, 1CIK, 1CIV, 1CJH, 1CJZ, 1EE, 1ON, 1PR fone, 1PT, 1UJ, 1XAD fone, 1XM, 1YK, 2AAB, 2AJF, 2AME, 2ANZ, 2AWF, 2AXK, 2AXV, 2AYV, 2BEA, 2BEH, 2BNZ, 2BQU, 2BQD, 2BTJ, 2BYS, 2CCK, 2EH, 2FP, 2KP, 2NZ, 2SQ, 2TP, 2VA, 2XQ, 2ZK, 2AAG, 2AAV, 2AJD, 2ALN, 2ANJ, 2AQR, 2AXK, 2BA, 2BHL, 2BIJ, 2BNJ, 2BNU, 2BOP, 2BUR, 2WZ, 2CM, 2FM, 2FR, 2GH, 2HJ, 2HR, 2IW, 2KM, 2OF, 2QZ, 2RF, 2SM, 2SQ, 2VW, 2ZO, 2ZZ, 1ADL, 4AS, 4BF, 4BY, 4EH, 4FT, 4GL, 4GX, 4OO, 4II, 4KC, 4LP, 4ME, 4XA, 4YA, 4ZC, 5DO, 5FV, 5HO, 5JB, 5XA, 6BO, 6XAD, 6ADG, 6AGO, 6AGZ, 6AIM, 6AIO, 6AJX, 6ALT, 6AMK, 6AMS, 6ANB, 6ANC, 6AOB, 6AQQ, 6AQF, 6AQZ, 6ARK, 6ARW, 6ASM, 6AVL, 6AWM, 6AWP, 6AXB, 6AXK, 6BAJ, 6BBD, 6BDU, 6BEF, 6BEO, 6BEX, 6BFX, 6BNI, 6BNU, 6BXX, 6BQL fone, 6BSS, 6BXA, 6BZH, 6CAZ fone, 6CBI, 6CFS, 6CKO, 6DV, 6DW, 6JS, 6LB, 6LV, 6NJ, 6OM, 6OW, 6QZ, 6SP, 6UC, 6UK, 6US, 6WY, 6XAK, 6XY, 6ZY, 6ZM, 6ZZ, 9AAP, 9AAS, 9AAV, 9AA, 9AEQ, 9AFO, 9AJA, 9ANE, 9AOR, 9ARK, 9AVA, 9AWM, 9AXF, 9AZE, 9AZH, 9BFO fone, 9BIR, 9BIN, 9BLO, 9BRL, 9BSG, 9CT, 9DAX, 9DOF, 9DOS, 9DZQ, 9EL, 9GC, 9GL, 9IL, 9IO, 9KP, 9PS, 9QE, 9UC, 9WA, 9WI, 9WQ, 9WU, 9ZAF, 9ZG, 9ZL, AN-5.

Canadian 3EY, Toronto, Ont.—One tube

Spark: 2DM, 2FP, 2SZ, 2AJE, 2HJ, 4CX, 5AFB, 5AHQ, 5AJW, 5AMQ, 5BRL, 5XE.

C.W.: 1PR, 1PT, 1RD, 1YK, 1AJP, 1AMQ, 1ARY, 1BGF, 1BKQ, 1BWJ, 1XV, 2NZ, 2AAB, 2BEA, 2BTJ, 2ZK, 2BA, 2BG, 2VW, 2ALN, 2ANY, 2BEC, 2BHL, 2BUI, 2GO, 2IV, 2FV, 2BO, 2RV, 2OZ, 2PT, 2QB, 2AK, 2ACF, 2ADG, 2AO, 2AIO, 2ANI, 2AOO, 2ARK, 2BCL, 2BDB, 2BDU, 2BIZ, 2BPI, 2BQU, 2UK, 2VY, 2XB, 2XE, Can. 2PP.

Canadian 3JI, Toronto, Ont.

C.W.: 1II, 1ON, 1PR, 1QP, 1TS, 1VQ, 1XA, 1XZ, 1YB, 1ADL, 1AJP, 1AMQ, 1ARY, 1AVR, 1AZW, 1BAS, 1BDC fone, 1BDI, 1BEP, 1BGF, 1BKA fone, 1BKQ, 1BIE, 1CAH, 1CGS, 1CHT, 1CMK, 1CNE, 1CNR, 1CVJ, 2DN, 2FP, 2HI, 2KP, 2OF, 2SQ, 2WI, 2WT, 2XB fone, 2XJ fone, 2ZK, 2AJA, 2AJW, 2APA, 2ATS, 2AWF, 2AWS, 2AYV, 2BEB, 2BEJ, 2BEM, 2BFT, 2BFX, 2BUI, 2BUL, 2BUP, 2BNO, 2BNS, 2BQA fone, 2BQU, 2BQV, 2BTW, 2RXP, 2BYS, 2BZV, 2CBW, 2CCD, 2CFT, 2CCQ, 2CJV, 2DTU, 2RA, 2BG, 2RZ, 2CA, 2CC, 2FP, 2GP, 2IL, 2IW, 2NH, 2NO, 2PB, 2OV, 2QZ, 2VS, 2WF, 2ZN, 2ZO, 2ZZ, 2AAV, 2ADV, 2AID, 2ALU, 2ANJ, 2ANY, 2APQ, 2BEC, 2BES, 2BHL, 2BUI, 2BNU, 2BOP, 2BUI, 2BRW, 2AS, 2BQ, 2BY, 2CO, 2DE, 2DS, 2EB, 2EH, 2EL, 2EN, 2EU, 2GL, 2GX, 2ID, 2II, 2IV, 2KC, 2LP, 2NB, 2ND, 2BF, 2DA, 2FV, 2HO, 2IF, 2KA, 2RES, 2RN, 2XAD, 2AM, 2BO, 2CG fone, 2DV, 2FA, 2GHI, 2HM, 2HT, 2KH, 2KI, 2LB fone, 2LT, 2NB, 2ND, 2OS, 2PN, 2PT, 2QB, 2QZ, 2RQ, 2SE, 2SF, 2TB, 2UC, 2UE, 2VY, 2WR, 2XE, 2ACF, 2ADG, 2AE, 2AG, 2AK, 2AHK, 2AHL, 2AHR, 2AIG, 2AII, 2AIO, 2AJT, 2AIR, 2AMB, 2AMK, 2ANB, 2ANJ, 2ANE, 2AOA, 2AQQ, 2AQF, 2AQZ, 2ARK, 2ASK, 2AUE, 2AVY, 2AVK, 2AVL, 2AVW, 2AWM, 2AWP, 2AXW, 2AWX, 2AWY, 2AXE, 2AXZ, 2BAE, 2BAI, 2BBD, 2BCC, 2BDB, 2BDI, 2BDU, 2BEF, 2BEO, 2BEX, 2BFX, 2BGF, 2BIL, 2BJO, 2BJR,

8CFC, 8CJX, 8CKM, 8CKO, 8CLW, 8CMM, 8CMX, 8BJS, 8BJV, 8BKE, 8BLW, (8BLZ), 8BNJ, 8BNY, 8BQL, 8BRL, 8BSF, 8BUQ, 8BUX, (8CBJ), 8CCX, 8CNG, 8COL, (8COO), 8CQH, 8CQL, 8XAD fone, 8YAA, 8ZAF, 9BP, 9EL, 9GL, 9IL, 9IO, 9KM, 9KP, 9QE, 9SO, 9VK, 9WC, 9WQ, 9XL, 9AAY, 9AIY, 9AJH, 9AJM, 9AKD, 9AMO, 9ANE, 9AOG, 9AOU, 9ARK, 9BAA, 9BAF, 9BGH, 9BHE, 9BHQ, 9BLB, (9BLC), 9BLK, 9BRL, (9BTA), 9CBA, 9DAX, 9DKY, 9DTA, 9DZQ, 9YAE.

Spark: (8AHQ), (8ASL), (8AXN), (8CBJ).
Canadian C.W.: 2BG, 3DS, (3FK) fone, (3KP) fone, (3SJ) fone, (3TN) fone.

1BRQ, Lewiston, Maine

Spark: 1AA, 1CC, (1FM), 1GM, 1HO, 1JT, (1LZ), 1MA, (1QO), (1RV), 1SN, 1SZ, 1WG, 1YB, 1YD, (1ACO), 1AJE, (1AKG), 1AKQ, 1ANZ, 1AOK, 1APO, (1ARY), (1AUV), 1AWB, 1BCF, 1BFU, (1BHG), (1BHR), (1BJS), 1BOE, (1BQL), 1BSD, (1BVH), (1CCH), 1CGI, (1CGU), (1CIB), 1CJA, 1CNI, 1COK, 2AAF, 2AD, 2AER, 2AFD, 2AHU, 2AJD, 2AJE, 2APB, 2AQI, (2ARF), 2ARY, 2AWF, 2AXK, 2AY, (2BCC), 2BFU, (2BML), 2BQ, (2BQU), (2BSC), (2BY), 2CT, (2DN), 2EH, 2EL, (2FP), 2IS, 2JZ, (2MN), (2OX), 2PF, (2PV), 2RM, 2SP, 2TS, 2ABB, 2ABF, 2AC, 2AGT, 2AJD, 2AJP, 2APB, 2APD, 2ARD, 2ARN, 2AWE, 2AY, 2BFM, 2DN, 2FP, (2GN), 2RW, 2WB, 4EA, 8ADK, (8ADQ), 8AFA, 8AFB, 8AFO, 8AHE, 8ALO, 8APB, 8AQO, 8ARD, 8AW, 8BAZ, 8HDB, 8BKN, 8BRL, 8BSY, 8BXY, 8CHV, 8DY, 8EW, 8JL, 8LB, (8MZ), 8RQ, 8VQ, (8WE), 9UV, 9DSO, 9VL.

C.W.: 1AGL, 1AIP, 1AKA, 1AKG, 1AMQ, 1ANQ, (1ARY), 1AVR, 1AZL, 1AZW, (1BAS), 1BBM, 1BCF, 1BDC, (1BDI), 1BEJ, 1REP, 1BGF, 1BHI, (1BKK), 1BKQ, 1BLE, 1BLT, 1BQA, (1BQE), 1BQJ, 1BSD, (1BUA), 1BWJ, 1BW, 1CAK, 1CAY, 1CGL, 1CGS, 1CKI, 1CJH, 1CMK, (1CNR), 1CQS, (1LI), 1LZ, 1ON, (1PR), 1QP, 1RD, 1RH, 1UJ, 1VT, 1XB, 1XM, (1YK), 2AAB, 2ACQ, 2AEH, 2AFP, 2AGR, 2AJA, 2AJR, 2AK, 2AVU, 2AWF, 2AWL, 2AVY, 2BAG, 2BCL, 2BEA, 2BEH, 2BIL, 2BTF, 2BML, 2BNZ, 2BP, (2BQV), 2BQT, 2BQU, 2BQY, 2BTJ, 2BTW, 2BTZ, 2BXP, 2CBT, 2CG, 2CCD, 2CEN, 2CFL, 2CFT, 2CGQ, 2CJN, 2CT, 2DX, 2EV, 2FP, 2GU, 2JW, 2KV, 2LO, 2OF, 2OX, 2QZ, 2RF, (2RY), 2TS, 2UD, 2VW, 3AAO, 3AAY, 3ABB, 3ACZ, 3AIN, 3APQ, 3BJJ, 3BKO, (3BNU), 3BOF, 3BTI, 3BUV, 3BZ, 3CA, 3CG, 3FR, 3HG, 3IL, 3IW, 3JH, 3NO, 3QZ, 3VS, 3VW, 3ZO, 4RF, 4BY, 4DC, 4DS, 4GL, 4GX, 4ADG, (4AGO), 4AHH, 4AIO, 4AKQ, 4ALT, 4AMN, 4AQF, 4AQO, 4AUH, 4AVL, 4AVO, 4AVW, 4AWM, 4AWP, 4BPD, (4BDU), 4BEO, 4BIX, 4BSS, 4BUB, 4BK, 4BY, 4CFF, 4CLW, 4DV, 4TB, 4TS, (4NB), 4NX, 4OZ, 4PR, 4QB, 4RK, 4SC, 4SE, 4SP, (4VD), 4VY, 4XE, 4ZK, 4ARK, 4BP, 4EL, 4FM, 4WQ.

1XZ, Worcester, Mass.—All C. W.

1BV, 1EE, 1GP, 1HX, 1IX, 1JT, 1W, 1PT, (1QP), 1RR, 1TS, (1UI), 1XE, 1YM, (1XX), (1YB), 1YD, (1YK), 1ZE, 1ADL, 1AIR, 1AIS, 1ARY, 1ASF, 1AWB, 1AWH, 1AZJ, 1BRC, 1BBW, 1BES, (1BET), 1BKA, (1BKE), (1BKQ), 1BIN, (1BRO), 1BRQ, 1BYG, (1BYK), 1CAC, 1CEB, 1CK, (1CNE), 1CNE, (1CNR), (1CPN), 1CQW, 1CAD, 2OK, 2ON, (2EH), 2FC, 2OE, 2RU, 2SQ, 2VH, 2WR, 2WR, 2WT, 2WX, 2XA, 2XT, 2AAB, (2AFP), 2AJD, 2AJE, 2AJR, 2ANE, 2AVR, 2AXK, 2BCF, 2BQG, 2BER, 2REM, (2BFX), 2BIL, 2BNC, 2BNZ, 2BOU, 2BUM, 2BVV, (2CAF), 2CCD, (2CHG), 2CIZ, 2BA, (2BG), 2OZ, 2FM, 2FP, (2FS), 2IW, 2JZ, 2JH, 2OZ, 2OV, 2EH, 2VW, 2WF, 2XW fone, 2ZO, 2ZY, 3ZL, 3ADT, 3ADK, 3AJD, (3ALU), 3ANI, 3ANY, 3APT, 3ARH, 3ARY, 3ARI, 3ATI, 3AVS, 3AWH, 3BAL, 3BHL, 3BTJ, 3BY, 3BUI, 3BTK, (3BUIV), 3BVE, 3AX, 3BY, 3EH, 3GL, 4IL, 4IV, 4AA, 4JR, 4CG, (4BO), 4CK, 4CN, 4DV, 4EV, 4LR, 4LO, 4PN, 4PT, (4OZ), 4VQ, 4VY, 4WY, (4XE), 4YD, (4YU), (4ZZ), 5ABM, 5AGO, (5AHK), 5AJX, 5AJV, 5AIB, 5ANB, 5ANR, 5APD, 5APR, 5APT, 5AQO, 5ARD, 5ARK, 5ARW, 5ASM, 5AVD, 5AVL, 5AWH, (5AWM), 5AWY, 5AXC, 5BCT, 5BDH, 5BEF, (5BKE), 5BLX, 5BQU, 5BQV, 5RSY, 5BTO, 5CCD, 5CCM, 5CGB, 5CXJ, 5CNG, 5COO, 5COW, 5XAK, 5ZAE, 9BP, 9BS, 9CT, 9EL, 9KM, 9KP, 9PS, 9PT, 9WQ, (9AAP), 9AFN, (9AIY), 9AJA, 9AOG, 9ARG, 9AWO, 9BED, 9BPC,

9BSG, 9CAE, 9CBA, 9CBR, 9DAX, 9DEA, (9DGQ), 9DOH, Can. 3CZ.

1PR, Newton, Mass.

C.W.: 1ACO, (1ADL), 1AGL, 1AIP, 1AJP, (1ARY), (1AWO), 1AZW, (1AZX), 1BDC, 1BDI, (1BET), (1BKQ), 1BPZ, 1BQE, 1BQL, (1BRQ), 1BSD, 1BYM, 1CAK, 1GCT, 1CJH, (1CPN), 1CSS, (1EE), 1IL, (1LZ), 1ON, 1PB, (1QP), (1UJ), (1VT), 1XZ, 1YB, 1ZE, (2AAB), 2AIF, 2AJA, 2AWL, 2AQH, 2AQI, 2AWF, 2AWL, (2XK), (2AYV), 2AZZ, 2BCF, 2BEA, 2BEB, (2BEH), 2BGI, 2BGF, 2BJQ, (2BLP), (2BNZ), 2BQD, 2BQU, 2BRB, 2BTJ, 2CBW, 2CFL, 2CIZ, 2DK, (2DX), (2FC), 2FP, 2KP, 2LQ, 2LH, 2NZ, 2RY, 2SQ, (2WR), 2WXM, (2ZK), 2ZK ph, 3AJD, (3ALI), (3ALN), (3ALU), (3ANY), 3AQH, 3ATG, (3BEC), (3BJJ), (3BNU), (3BTK), 3BUV, (3BZ), 3CC, 3EM, (3FM), 3GH, 3IL, 3IR, (3IW), 3NH, 3OZ, (3VW), 4BY, 4GL, 4II, 4NX, 4ZA, 4ZE, 5DA, 5PV, 5LA, 5NZ, 5AFJ, 5AGK, 5AGO, 5AHQ, 5AHK, 5ALT, (5AMK), 5ANB, 5AQF, 5AQZ, (5ARK), (5ASV), 5AUH, (5AVL), (5AWM), 5AWX, 5AXB, 5AXC, 5AXY, 5BCL, 5BDU, (5BFO), 5BEF, 5BGD, (5BIL), 5BJS, 5BOO, 5BKE, (5BLX), 5BLL, 5BNY, 5BOV, 5BSY, 5BSO, 5BUI, 5BUQ, 5BUX, 5CBI, 5CFF, 5CHX, (5CMM), 5CNR, 5CQL, (5COO), 5CPC, 5CPG, 5CTZ, 5DV, 5EV, (5EJ), (5GJ), 5KS, 5NB, 5OZ, 5PN, 5PT, 5UC, 5UK, 5VI, (5VY), 5XE, 9AAP, 9ADK, 9AIY, 9AJA, 9AJH, 9ARK, 9AVG, 9AYH, (9AXF), 9BLC, 9CT, 9DAX, 9DKY, 9DRQ, 9DZQ, 9FZ, 9KM, 9KP, 9PT, 9WU, (9UH), 9ZL, Can. 2BG, 3BP, 3IZ, 9AL, 9AW.
Spark: 1ADC, (1ARY), 1AZK, 1BHR, 1BOP, 1BOQ, 1BPZ, (1BRQ), 1FM, (1YB), (1YD), 2AJE, 2AQL, 2AWF, 2CT, 2DN, 2FP, 2JZ, (2PV), (2SZ), 2TS, 2WB, 2ZO, 3HJ, 3BA, 3WT, 3FD, 3ACF, 3AHQ, 3AXO, 3AXY, 3BSY, 3MZ, 3UQ, 3XE, 9AAW, 9ARG, (9AXF), 9AZA, 9DZI, 9DXM, Can. (3BP), 3GL, 3FO.

1BGF, Hartford, Conn.

Spark: (1AW), 1GM, (1QO), 1RX, 1YB, 1ADL, 1AGI, 1AKG, (1BEF), 1BFI, (1BHW), (1BY), 1BJR, 1BOP, (1BQO), 1BRL, 1BRQ, 1BTP, (1BUC), 1CQS, 2DN, 2NZ, 2TF, 2AJE, 3BZ, 3FP, 3GX, 3PU, 3XW, 3YP, 3ABB, 3ARN, 3BHL, 4CX, 4DI, 4GX, 4DA, 5XA, 9KP, 9OX, 9UU, 9UG, 9AAW, 9AWZ, 9AZA.
C.W.: 1AL, 1DR, 1HX, (1II), 1QP, (1TS), 1UI, 1VQ, 1VT, (1XM), 1XZ, 1ZE, (1AJP), (1ALY), 1AMQ, (1ARY), 1ATQ, 1AUN, 1AWB, (1AYL), 1AYZ, 1BBW, 1BCB, (1BDC), 1BES, 1BGC, 1BK, 1RKA, 1BKO, 1BNE, (1BNT), 1BOI, 1BQE, 1BQK, 1BSD, 1BWI, 1CAK, 1CJH, 1CQS, 1CJH, 1CJZ, 1CMK, 1CNE, 1CNR, 1CNI, 1CWR, 2BZ, 2CT, 2OK, 2DZ, 2FP, 2FZ, 2OE, 2SQ, 2TP, 2ZK, 2AEH, 2ATF, 2AJO, (2AWF), 2AYH, 2AVY, 2BEA, 2BEH, 2BEM, (2BFZ), 2BNZ, 2BRC, 2BTJ, 2BZV), (2BWI), 2CCD, 2CCE, 2CHG, 2RG, 2RU, 2FR, 2IW, 3KM, 3OM, (2GV), 3OZ, (3RP), 3VS, 3XL, (3ZO), 3ADK, 3AJO, 3ALL, 3ALN, 3ALU, 3ANY, 3BII, 3BNU, 3BTK, 3BUV, 3XAA, 3BU, 4GL), 4LP, (4ZC), 5FV, 5XU, (6ZZ), 8AW, 8RO, 8DY, 8TX, 8NM, 8NO, 8OU, 8OW, 8PT, 8SE, 8XE, 8ZE, 8AV, 8ADG, 8AGO, 8AIO, 8AQF, (8AQO), 8ARK, 8ASM, 8ATX, 8AVD, 8AVI, 8AUK, 8AWM, 8AWF, 8AXC, 8BCC, 8BDB, 8BDH, 8BDU, 8BEF, 8BFX, 8BY, 8BKE, 8BIX, 8RSY, 8BWK, 8CAY, (8CBI), 8COO, 8COL, 8ZAE, 9BP, 9ET, 9FZ, 9IL, 9IL, (9IO), 9KM, 9UC, 9WA, 9WQ, 9WU, 9AAW, 9AAY, (9AJA), 9AJH, 9ARK, 9AWZ, 9BED, 9BLC, (9CBA), 9DGD, 9DQZ, 9DSO, 9ZAF, 9BFP, 9CZC, 9BZL.

1ASF, Medford, Mass.

Spark: 1ADL, 1AZK, 1BQO, 1BRQ, 1BVB, 1CM, 1COK, 1HO, 1VR, 2AF, (2AHU), 2AJE, 2ARY, 2AWF, 2CT, 2DN, 2EJ, 2FP, 2JZ, 2RM, 2ZN, 2AJD, 2ARF, 3FP, 3HJ, 3TA), 3WU, 4BL, 5AHQ, 5AQO, 5EV, (5ZO), 9TU.
C.W.: 1ADL, 1AGL, 1AIP, (1AMQ), 1AMS, (1ARY), (1AZW, 4BHE), (1AZX), (1BAS), 1BRW, 1BUI, (1BES), 1BGF, (1BKQ), 1BSZ, 1BW, (1BYN), 1CAK, (1CQS), (1CJH), 1CJH, 1CJA, (1CMK), 1CNE, 1CNE, 1CNR, 1BE, 1HX, 1IL, 1JT, (1PT), 1UF, (1VT), 1XAD, (1YK), 1ZE, (2AAB), 2ABS, (2ACT), 2AEH, 2AF, 2AID, 2AIF, 2AJA, 2AP, 2AME, (2AQU), 2AWL, (2AVV), 2BBN, 2BCF, 2BCW, 2BDG, 2BEA, 2BEB, (2BEH), 2BER, 2BFX, 2BG, 2ALite, 2BGI, 2BJH, 2BLP, (2BNZ),

2BQH, 2BQE, (2BTJ), (2BTW), (2BWV), 2BXP, 2BYS, (2CBZV), 2CAH, 2CBG, 2CBQ, (2CBW), 2CCD, 2CEB, 2CCL, (2CCU), 2CEC, 2CFI, 2CFT, 2CGL, 2CJM, 2CJZ, 2CQG, 2DPU, 2DX, (2EH), 2FQ, 2FG, 2FP, 2FZ, 2GF, 2IZ, 2KV, (2KP), 2NZ, 2OF, 2PB, (2RM), 2RU, (2RY), 2VC, 2WR, (2ZK), (2ADX), 2AHH, 2AJD, (2ALN), 2ALU, 2ANQ, (2AQF), 2ASO, 2ATZ, (2AVY), 2BDM, 2BGL, 2BHL, 2BII, (2BJY), 2BLF, (2BNU), 2BRC, (2BTK), 2BWW, 2CG, (2FB), (2FM), (2FP), 2FR, (2GH), 2GG, 2HG, 2IW, (2JZ), (2QV), 2RF, (2VS), 2VW, 2WF, 2BY, 2CK, 2CO, 2GL, 2GX, 2KB, 2YA, 2FV, 2UL, (2AGO), 2AIO, 2ALT, (2AMK), 2AMM, 2ANR 2APH, (2AQO), 2AQR, 2ARK, 2ARI, 2AVD, 2AVL, 2AWM, 2AWP, (2BDB), (2BDO), 2BDU, (2BEF), 2BRIS, 2BJO, 2BJS, 2BK, 2BKE, 2BSO, 2BU, (2BRUX), 2BXH, 2CJ, 2CMM, (2COO), (2DV), 2DR, (2HJ), (2HM), 2NV, 2OZ, 2PT, (2QB), 2QZ, 2SE, (2UK), 2XE, 2XI, 2XZ, 2ZAE, 2ZAV, 2ZAY, 2ZBD, 2ZLC, 2DZQ, 2FZ, 2IL, 2IO, 2KP, 2QE, 2XI, Can. 2BP, (2CZ), 2AL.

2AWF, Albany, N. Y.

Spark: 1AA, 1ACO, 1AW, 1BOP, (1BOQ), (1BRQ), 1CNI, 1GM, 1HQ, 1RV, 1RX, 1YD, 2AAF, 2ABM, 2AJE, 2AQI, 2AR, 2CGJ, 2CT, 2DN, 2EL, 2EM, 2FT, 2WB, 2ABB, 2AGT, 2AOV, 2AGZ, 2EH, 2FR, 2FP, 2GX, 2HI, 2IL, 2NB, 2PU, 2QN, 2RW, (2CX), 2ACE, 2AFB, 2AHH, (2AHQ), 2AHZ, 2AIG, 2AIJ, 2ARD, 2AUY, 2BEP, 2BSS, 2BSY, 2CDI, 2CH, 2SCHV, 2CQL, 2EB, 2FT, (2JJ), 2KY, 2LB, 2RQ, 2TT, 2VQ, 2WQ, 2WZ, 2ZO, 2AAW, 2AGR, 2AWP, 2DXX, 2DZH, 2DSO, 2KI, 2MC, 2OX, 2UH, 2YB, Can. 2BP, 2FQ.
C.W.: 1AYZ, 1AZW, (1BRQ), 1BWQ, 1CAC, (1CNG), 1CNI, 1IT, (1QP), 1IJ, 1KZ, 2AJR, 2AYV, 2AZZ, 2BCE, 2BEA, 2BEH, 2BEM, 2BFZ, 2BND, (2BRC), 2CD, 2CPT, 2DX, 2EP, 2FZ, 2KP, 2NZ, 2OF, 2VH, 2WL, 2ZL, 2AD, 2ADT, 2ALU, (2ANJ), 2ANY, 2AQH, (2AWH), 2BA, 2BG, (2BHL), 2BII, 2BJY, 2CG, 2FS, 2FV, 2HG, 2IW, 2KM, 2QV, 2SH, 2VW, 2XL, 2XZ, 2ZO, 2ZY, 2BQ, 2BY, 2EB, 2EH, 2GH, 2GL, 2IV, 2KO, 2LP, 2DO, 2FV, 2GL, 2WO, 2AGO, (2AJA), 2ANB, (2ANJ), 2AQO, 2AQZ, 2ARK, 2ARW, 2ASM, 2AUY, 2AVD, 2AWM, 2AWY, 2AXC, 2BKE, 2BLX, 2BO, 2BPU, 2COO, 2CZD, 2DV, 2FT, 2HM, 2IB, 2LX, (2PN), 2QZ, 2TB, 2UK, 2VY, 2XAK, 2XE, 2XV, 2XWA, 2YM, 2ZAE, 2ZZ, 2AAP, 2AJH, 2AOU, 2ARG, 2BP, 2DEA, 2DGG, 2DZZ, 2EL, 2FZ, (2IL), 2KP, 2SO, 2XI, 2ZL.

2BNZ, 10 Hawthorne Pl., E. Orange, N. J.

C.W.: (1ADQ), 1AW, 1CR, (1ES), 1HK, 1HX, 1IL, (1PR), 1PT, 1QP, 1SN, 1UJ, (1XD), 1XE, 1XM, 1XZ, 1ZE, 1ADL, 1AIP, (1AJP), 1AKG, 1AKL, 1ALE, 1ALW, 1AMQ, 1AQJ, (1ARY), (1ASF), 1AVR, 1AWB, (1AXD), (1AXW), (1AZW), 1BDC, 1BDI, (1BEA), (1BES), 1BJH, 1BKO, (1BKQ), 1BLE, 1BNT, 1BQ, 1BQE, (1BSD), (1BWJ), 1CES, 1CGS, 1CK, (1CMK), 1CNR, 2FC, 2HL, (2BA), 2BH, (2CA), (2CC), 2CF, 2CZ, 2EM, 2FP, (2FS), 2GH, 2HG, (2HJ), 2HI, (2IW), (2JL), 2LC, 2QV, 2QZ, (2TJ), 2TT, 2UQ, (2UQ), 2VQ, (2VW), (2ZO), 2XW, 2YD, 2AA, (2ACQ), (2ADX), (2APU), 2AGH, (2AJD), (2ALN), (2ALR), (2ANJ), 2ARN, 2ASO, 2AWH, 2BAK, 2BEP, 2BGM, (2BII), 2BJY, 2BLF, 2BNG, 2BNU, 2BPA, 2BRS, 2BRW, 2BTU, 2BF, (2BY), 2D, 2CO, 2DC, 2DI, 2DM, 2DO, 2DS, 2EH, 2FS, 2FT, (2GU), 2GN, 2GO, 2GU, 2GX, 2HG, 2HG, 2IA, 2FV, 2LA, (2WO), 2ZA, 2ALE, 2XAD, 2ZZ, 2XB, 2AM, 2BK, 2BO, 2RQ, 2RT, 2DV, (2EA), 2EM, (2GE), (2HG), 2HJ, 2HM, (2IO), 2KH, (2KS), 2LB, (2LX), 2OZ, 2PN, 2PT, (2QB), 2QC, 2QZ, 2SE, 2TB, (2UC), 2UK, 2VJ, 2VY, 2WR, (2ADG), (2AGO), 2AHE, 2AIM, (2AOI), (2AJV), 2AIB, 2ALT, (2ANB), 2AOF, (2ARD), (2ARK), 2ARW, 2ARY, 2AHH, 2AVD, 2AWM, 2AWY, (2AXC), (2AXD), 2AXY, 2AZG, 2BAZ, 2BCL, 2BCO, (2BDE), 2BDG, 2BDO, 2BDU, 2BEF, (2BFM), (2BFX), (2BIL), 2BKE, 2BLT, 2BOX, (2BRQ), (2BRU), 2BRQ, (2BUM), (2BUX), 2BXH, 2BXX, 2BXQ, 2CAY, 2CAZ, 2CJ, (2CKM), (2CKO), 2CKW, 2CPC, 2COO, 2CON, 2EI, (2FZ), (2IL), 2IO, 2IQ, (2KP), 2OP, 2PR, 2AS, 2AY, 2AIL, 2AIP, 2AIV, 2AJA, 2AJH, 2AKD, (2ALS), 2ANE, 2AOG, 2ARK, 2AUA, 2AWS, (2BLC), 2BLO, 2BSG, (2DAX), 2DGG, 2DKY, 2DTM, 2DWY, 2CBA,

Spark: 1ARY, 2FP, 2HJ, (2JL), (2UC), (2AJD), 2BDT, 2BYC, 2EA, 2GA, 2RQ, 2VQ, 2AFB, 2AFQ, (2BUM), 2CQL, (2XE), 2OX, 2ZN.

2AFI, Bogota, N. J.

Spark: 1AW, 1BAQ, 1BVB, 1COK, 2DY, C.W.: 1ADI, 1AIP, 1AMU, 1AR, 1ARY, 1ASF, 1AWB, 1AWM, 1AYZ, 1AZW, 1BBW, 1BGF, 1BKQ, 1BLE, 1BLI, 1BSD, 1BUA, 1CJA, 1CK, 1CLI, 1CNE, 1CNR, 1J, 1LP, 1PR, 1PT, 1QP, 1ZE, 2ALW, 2BQU, 2BT, 2EL, 2ALN, 2ANY, 2AXC, 2BG, 2BHL, 2BII, 2BLF, 2BZ, 2EM, 2FP, 2HG, 2IC, 2IW, 2KQ, 2QV, 2QZ, 2VW, 2WF, 2XL, 2ZO, 2ZY, 2AP, 2AG, 2GL, 2IL, 2IV, 2DAU, 2WO, 2AGO, 2ALB, 2ANB, 2AQZ, 2ARD, 2ARW, 2ARW, 2AVL, 2AWP, 2AWX, 2AXC, 2BBD, 2BCL, 2BDL, 2BEF, 2BY, 2BKE, 2BLX, 2BNU, 2BO, 2BQU, 2BSY, 2BXH, 2CAY, 2CFF, 2CJX, 2OV, 2KH, 2LW, 2NB, 2OZ, 2PT, 2QZ, 2SE, 2VE, 2VY, 2WR, 2XB, 2XE, 2XY, 2ZAF, 2ZZ, 2AAV, 2AHF, 2AIV, 2AJA, 2AJH, 2ARK, 2BED, 2GIZ, 2DAX, 2DZQ, 2EI, 2EZ, 2G-- (2QA7), 2II, 2IO, 2IE, 2WQ, 2ZL.

3ARN-3HS, Washington, D. C.—Every District

Spark: (1AKG), 1AMQ, (1AOK), 1ARY, 1AW, 1AZK, 1RCF, 1BDC, 1BDT, 1BEP, 1BFZ, 1BGF, 1BOE, 1BOQ, (1BYB), 1BWY, (1CHJ), 1CJA, 1CK, (1CND), 1HO, 1LZ, 1RX, (1SF), 1SL, (1SN), 1WA, 2AAF, 2AER, (2AHU), 2ALJ, 2AJE, 2AQI, 2AR, (2ARY), (2AWZ), 2BFX, 2BK, (2BSC), 2BTW, 2CIS, (2CF), 2DD, 2DI, (2DN), 2EL, (2FP), 2FZ, (2PF), 2SQ, 2SZ, 2TS, 2WR, 2VW, 2AB, 2AGT, 2AID, 2AOV, 2AQZ, 2AK, 2BPU, 2BSE, 2CC, 2DM, 2EP, 2NR, (2PI), 2QN, 2QV, 2TA, 2BL, 2CX, 2DH, 2DQ, (2FD), (2GN), 2BY, 2FJ, 2FY, 2SM, 2XA, 2ACF, 2AFA, 2AFB, 2AGO, 2AHE, 2AHH, 2AHQ, 2AIO, 2AJE, 2AJT, (2AJV), 2AJW, (2AKI), 2ANO, 2ANW, 2APB, (2AQO), 2ARD, (2ASL), 2AUG, 2AUX, (2AUY), 2AWP, 2AWU, 2AWV, 2AXB, 2AXC, (2AXN), 2AYY, 2BAZ, (2BRU), 2BU, 2BRC, 2BDU, 2BDV, 2BEP, 2BFY, 2BRI, (2BSS), 2BSY, 2BXC, 2BXT, 2CGZ, 2CH, (2CHV), 2CLR, (2CPP), 2CQL, (2EA), (2EB), (2EO), 2EW, 2FT, 2HG, 2IN, 2JJ, 2KY, 2NO, 2RQ, 2SP, 2TK, (2TY), 2UC, 2VH, (2VQ), 2VW, 2WD, (2WE), 2ZO, (2AAW), 2AAY, 2ACB, 2AFK, 2AGR, 2AIR, 2AMT, 2ANP, 2AOU, (2APK), 2AQE, 2AQZ, (2ARG), 2ARR, 2AVH, (2AVY), 2AYH, 2AZE, 2AZF, 2AZH, 2BAK, 2BED, 2BFC, 2CA, 2DAX, 2DXX, 2DDG, 2DZH, 2DIO, 2DKK, 2DMJ, 2DQ, (2DSO), 2DZT, 2DZY, 2FF, 2FI, (2FK), 2KI, 2LF, 2MC, 2NQ, 2OK, 2PW, (2UH), 2UI, 2V, 2WD, 2WX, 2XI, 2YB, 2ZJ, 2ZN, Canadian 2FO, 2GE, 2GX, 2KI, 2PV.

C.W.: 1ARY, 1ASF, 1AZW, 1BRW, 1BGF, 1BKA, 1BQ, 1BRQ, 1BWJ, 1CGO, 1CHJ, (1CND), 1ON, 1QP, 1UJ, 1VT, 1YK, 2AAB, 2AFH, 2AQU, 2AWF, 2AVY, 2BEA, 2BEH, 2BG, 2BML, 2BNZ, 2BQH, 2BRB, 2BTW, 2CBG, 2CBW, 2CCD, 2CFT, 2CGQ, 2CJN, 2DK, 2DN, 2FP, 2OE, 2RY, 2SQ, 2UD, 2VA, 2XJ, 2YD, 2AD, 2ALU, 2AQH, 2AVY, 2BA, 2BAI, 2BHL, 2BLF, 2FP, 2FS, 2H, 2NC, 2QV, 2QZ, 2RF, 2VW, 2ZO, 2BF, 2BY, 2GH, 2GL, 2GX, 2KU, 2CB, 2DA, 2HB, 2JB, 2XA, 2YG, 2KA, 2XAD, 2DW, 2ADG, 2AGO, 2AHK, 2AIO, 2AJV, 2ALB, 2ANB, 2AQF, 2AQZ, 2AHH, 2FDB, 2AUY, 2AVD, 2AWM, 2AXB, 2BBD, 2BCL, 2BDB, 2BDM, 2BDO, 2BDU, 2BDY, 2BIL, 2BKE, 2BML, 2BZC, 2BZY, 2CCX, 2CFF, 2CKM, 2CKO, 2CMM, 2CN, 2CX, 2DH, 2HJ, 2KE, 2OZ, 2PT, 2QZ, 2RQ, 2SE, 2SP, 2UC, 2VL, 2VQ, 2WA, 2WR, 2XE, 2XY, 2YM, 2ZAE, 2AIV, 2AJA, 2AJH, 2AKP, 2AMO, 2ANR, 2AOG, 2APW, 2ARK, 2BED, 2BLC, 2BLY, 2BSG, 2HTA, 2DBV, 2DIO, 2DGG, 2DKY, 2DTA, 2DZQ, 2IL, 2IO, 2JG, 2LE, 2PE, 2PS, 2SO, 2WQ, 2WU.

3ALR, Washington, D. C.

Spark: 1AAE 1AGA, 1ANY, 1AOK, 1ARY, 1AVI, 1AW, 1BCF, 1BPZ, 1BRV, 1CN, 1CWJ, 1HO, 1LZ, 1PF, 1RV, 1RX, 1SN, 1WR, 1ZN, 2AD, 2AEB, 2AFO, 2AGA, 2AHU, 2AIF, 2AIG, 2AJE, 2AQU, 2AQL, 2ARB, 2ARK, 2ARM, 2ARY, 2AWD, 2BG, 2BGL, 2BSC, 2BXY, 2CUI, 2CY, 2EL, 2EP, 2AB, 2ARB, 2ARW, 2AC, 2AD, 2AGT, 2AHT, 2AIC, 2AID, 2AK, 2AN, 2ANJ, 2AOV, 2AQH, 2ARM, 2AYC, 2BCF, 2BDP, 2BPU, 2BP, 2DM, 2FH, 2FP, 2GN, 2GX, 2PU, 2QN, 2UC, 2VA, 2AG, 2BI, 2CX,

4EA, 4BL, 4FD, 4FP, 4GN, 4IW, 5DA, 5LR, 5XA, 5AFA, 5AFB, 5AFD, 5AGA, 5AGE, 5AHE, 5AHQ, 5AHV, 5AIO, 5AJT, 5AJX, 5ANO, 5ARB, 5ARD, 5ASL, 5AUG, 5AUX, 5AXN, 5AXO, 5AYC, 5AZF, 5BAZ, 5BDK, 5BDP, 5BEP, 5BRLL, 5BRU, 5BUQ, 5BXC, 5CHEV, 5DB, 5DL, 5DV, 5EA, 5EB, 5EO, 5FW, 5HS, 5HW, 5JJ, 5KN, 5KY, 5LB, 5NQ, 5RQ, 5TK, 5UC, 5VE, 5VQ, 5VY, 5WV, 5WD, 5WE, 5WR, 5WU, 5WV, 5WZ, 5ZW, 9AAW, 9AGB, 9AGF, 9AIF, 9AIR, 9ARR, 9AZE, 9AZF, 9DSO, 9DZY, 9MC, 9MY, 9OX, 9UH, 9UK, 9UL, 9US, 9XI, 9YC, 9ZJ, Can. 3BP, 3GN, 3GX, 3JL

C.W.: 1ADL, 1AGI, 1AIP, 1AJP, 1ARY, 1AVI, 1AZW, 1BDC, 1BES, 1BET, 1BGC, 1BKE, 1BKJ, 1BTL, 1BWD, 1BYK, 1CJH, 1CKQ, 1CMK, 1CNF, 1II, 1IV, 1PR, 1PT, 1RD, 1YB, 1YK, 1ZE, 2AAB, 2AEH, 2AFP, 2APB, 2AQH, 2BEH, 2BEK, 2BGN, 2AYV, 2AZZ, 2BAK, 2BEA, 2BEH, 2BKC, 2BJN, 2BMA, 2BML, 2BNZ, 2BQV, 2BRC, 2BXR, 2BXY, 2BZA, 2BZV, 2CCD, 2CCL, 2CCX, 2CFT, 2CGQ, 2CIG, 2DK, 2DX, 2FP, 2KP, 2NZ, 2SQ, 2RY, 2VC, 2WI, 2XJ fone, 2ZH fone, 2ZK fone, 2ZL, 3AAE, 3AAV, 3AGD, 3AGI, 3AJD, 3ANY, 3APG, 3AQH, 3AQR, 3AKP, 3BG, 3BHL, 3BJJ, 3BNU, 3BTI, 3BUR, 3BUV, 3BVA, 3BZ, 3CA, 3DM, 3EM, 3HG, 3IY, 3JH, 3LC, 3NH, 3OZ, 3QV, 3RM, 3YE, 3ZN, 3ZO fone & C.W., 3ZZ, 4BL, 4BY, 4DC, 4EH, 4GL, 4GX, 4IL, 4JH, 4LP, 4KD, 4YA, 4ZC, 4ZL, 5DA, 5LA, 5WO, 6ANZ, 6EY, 6AGO, 6AHM, 6AIO, 6AJU, 6ALB, 6ALG, 6ALT, 6ANJ, 6AOG, 6AOP, 6AQU, 6AQV, 6ARK, 6ASO, 6AUG, 6AVA, 6AVL, 6AWM, 6AWP, 6AWS, 6AWX, 6AX, 6AXC, 6BCQ, 6BDF, 6BDU, 6BFX, 6BIL, 6BK, 6BKE, 6BKZ, 6BXL, 6BXM, 6BXY, 6BZ, 6BXC, 6BYP, 6CMA, 6COO, 6DV, 6ML, 6MO, 6NV, 6PT, 6QZ, 6RF, 6RQ, 6SE, 6SP, 6UK, 6VJ, 6VQ, 6VR, 6WZ, 6XA, 6XE, 6ZAE, 6ZZ, 9AIV, 9AJA, 9AMB, 9ARK, 9AXR, 9BKY, 9DIO, 9DOF, 9EI, 9IL, 9IO, 9KM, 9UZ, 9WA, Can. 3BP, 3JI.

3BLF, Richmond, Va.

C.W.: 1AGI, 1ASF, 1AZW, 1BAS, 1BBW, 1CJH, 1GK, 1PR, 1PT, 1QP, 1VQ, 1XM, 1YB, 1YK, 2AAB, 2AGQ, 2AFP, 2AIF, 2AYV, 2BEM, 2BEA, 2BGD, 2BML, 2BLP, 2BQH, 2BQM, 2BYC, 2CCD, 2DK, 2FP, 2SQ, 2ADT, 2AEH, 2AEV, 2AJD, 2ALN, 2ALL, 2ANY, 2AQH, 2AWH, Can. 3AZ, 3BA, 3BEG, 3BHL, 3BZ, 3CA, 3CX, (Can. 3CZ), 3EM, 3FS, 3GH, 3HG, 3HW, 3NB, 3QV, 3UX, 3VW, 3ZO, 3ZY, 4BF, 4BY, 4CA, 4DM, 4GL, 4IH, 4JH, 4KC, 4LP, 4ZC, 5EK, 5JB, 5OI, 5ZF, 6ZZ, 8AFP, 8AGO, 8AIG, 8AMD, 8ANB, 8APP, 8ARW, 8AUY, 8AVD, 8AWM, 8AXC, 8AXB, 8AVL, 8BGL, 8BDB, 8BEX, 8BJC, 8BKE, 8BLX, 8BNY, 8BO, 8QZ, 8KH, 8BZY, 8CNA, 8CON, 8COO, 8DV, 8MM, 8HJ, 8HM, 8IL, 8OZ, 8SQ, 8QB, 8VY, 8WR, 8XAF fone, 8XE fone, 9AGH, 9AIV, 9AJH, 9AAP, 9ANE, 9APH, 9BED, 9BK, 9BJ, 9BA, 9CT, 9DCG, 9DQ, 9DOF, 9EI, 9FM, 9IL, 9IO, 9J, 9PF, 9QF, 9UC, 9WQ, 9XI, 9XM fone, 9ZAF.

Ed & A. Burg, Washington, D. C.

C.W.: 1ADL, 1ARY, 1AZW, 1BBW, 1BKA fone, 1BKQ, 1BLE, 1BQE, 1BWJ, 1CK, 1HK, 1II, 1JT, 1PT, 1PR, 1QP, 1SQ, 1XZ, 2AAB, 2AJE, 2BFC, 2BEA, 2BEH, 2BEM, 2BNZ, 2BQI, 2BUM, 2BSC, 2CCD, 2DK, 2FP, 2QZ, 2RM, 2XI fone, 2XJ fone, 2ZK fone, 2ZL, 3AAD, 3AUI, 3ALN, 3BU, 3BUV, 3BOF, 3BSP, 3BXA, 3CM, 3IL, 3VW, 3GV, 3RF, 3TR, 3XL, 3ZP, 3ZY, 4DQ, 4GH, 4GL, 4IV, 4PL, 4ZC, 5OO, 5EK, 5NT, 5PT, 5WU, 5ZA fone, 6ZAC (Heard also by 3ALN), 8ADQ, 8AGO, 8AIT, 8AQZ, 8AR, 8ARK, 8ARO, 8AUV, 8AWM, 8AWQ, 8AX, 8BAE, 8BDU, 8BKE, 8BLW, 8BLX, 8BO, 8BWK, 8BXC, 8BFX, 8BK, 8BFX, 8BSS, 8BQV, 8CAM, 8CEZ, 8CFF, 8CHEV, 8CO, 8DV, 8GA, 8GW, 8HJ, 8LB, 8LQ, 8LK, 8PT, 8RQ, 8RZ, 8UK, 8XE, 8VY, 8YD, 8ZA, 8ZAE, 9AAR, 9AIV, 9ANE, 9AOU, 9APH, 9ARK, 9ARZ, 9BBU, 9BEO, 9BIK, 9BP, 9BPC, 9BPO, 9BSG, 9BTA, 9BYA, 9CT, 9CMM, 9DQ, 9DZQ, 9EL, 9EZ, 9HJ, 9II, 9IJ, 9IL, 9RS, 9TU, 9WQ, 9XI, 9XM fone, 9ZAF.
Spark: 1AA, 1ARY, 1AW, 1AZR, 1BVB, 1CID, 1CNI, 2AHU, 2AJ, 2AJE, 2AQI, 2BSC, 2DM, 2EL, 2PU, 2TF, 3AAD, 3ABB, 3ALN, 3ARW, 3ARO,

3ASO, 3BJ, 3CT, 3GX, 3HJ, 3OK, 3PU, 3PZ, 4CX, 4ACF, 4AHH, 4AWY, 4AXY, 4AHQ, 4BAZ, 4CEZ, 4CH, 4EO, 4EW, 4GN, 4JJ, 4LB, 4OW, 4RQ, 4VQ, 4XE, 9AAW, 9ACB, 9AHY, 9ARG, 9AUL, 9AXF, 9AZA, 9BAS, 9CA, 9DMJ, 9EM, 9JJ, 9MC, 9UH, 9UU, 9YB, 9ZB, 9ZC, 9ZJ.

4EZ, Jacksonville, Fla.

Spark: 2EL, 2FP, 2JZ, 2ABB, 2AJD, 3AOV, 3ARN, 4AS, 4BC, 4BI, 4CX, 4DQ, 4DZ, 4EA, 4FD, 4GN, 4HS, 4HW, 4IX, 4SK, 4YA, 5GL, 4HK, 5PE, 5QS, 5UE, 5XA, 5ABY, 5IN, 5RQ, 5SP, 5UC, 5WD, 5ZO, 5ACB, 5AFD, 5AIZ, 5AJV, 5AWU, 5AXB, 5BAZ, 5BFY, 5BRL, 5COP, 9LE, 9VL, 9ARR, 9ASJ, 9AJZ, 9BDC, 2FP, 2CFT, 3BZ, 3CA, 3IL, 4AS, 4AZ, 4BF, 4DC, 4DS, 4EN, 4GL, 4GX, 4IL, 4IV, 4KL, 4KM, 5DA, 5KU, 5LA, 5XA, 6EN, 8HM, 8SP, 8XE, 8ANB, 8BYE, 9BHD, 9BLO, 9DYN.

No "Fives"

No calls were received from the Fifth District and but few from the Fourth. "Smatter—static got you fellows on the run? Come on wid sum lists.—Ed.

6AOR, Berkeley, Calif.

Spark: 6FH, 6GT, 6GD, 6HY, 6IC, 6IV, 6KE, 6LK, 6OD, 6WG, 6AAK, 6AEH, 6AGK, 6AHP, 6AHQ, 6AIN, 6AIO, 6AJE, 6AJR, 6AKL, 6AMN, 6ARK, 6AVD, 6AWX, 6BAJ, 6BDZ, 6BMP, 6TJ, 6BH, 6BK, 6ED, 6HN, 6HF, 6KE, 6KJ, 6GJ, 6GQ, 6GT, 6MF, 6MU, 6OT, 6OZ, 6TQ.
C.W.: 6ZA, 6CU, 6EN, 6JD, 6KA, 6GY, 6GD, 6BES, 6ZA, 6ZX, 6ZZ, 6XAD, 6ZAC, 6RN, 6NF, 6T, 6WE, 6XF, 6AGZ, 6AIM, 9ANF, 9AMB.

6AWP, Santa Ana, Calif.

C.W.: 2FP, 3FS, 3ALN, 4BQ, 4FT, Can. 4CB, 5ZA, 6AIF, 6AK, 6AKW, 6ALE, 6ASJ, 6AUN, 6AWT, 6BKB, 6DF, 6FH, 6GH, 6KH, 6KC, 6KU, 6NN, 6NX, 6TW, 6XAD, 6XB, 6ZA, 6ZAC, 6ZAE, 6ZAF, 6ZB, 6ZF, 6ZG, 6ZL, 6ZT, 6ZZ, 6ZZZ, 6ZD, 6ZV, 6ZL, 6ZT, 6ZU, 6AGZ, 6BRL, 6JL, 6XV, 6AAV, 6AEG, 6ALG, 6AOG, 6AJS, 6AMB, 6ARJ, 6AN, 6BJ, 6BSG, 6DTH, 6DTM, 6DVA, 6DXN, 6DZ, 6NX, 6PS, 6WD, 6WU, 6XAQ, 6XM, 6YAE, 6ZAC, 6UL, 6DS, phone, 6FI.
Spark: 5IF, 5HK, 5ND, 5XU, 5XQ, 5ZA, 6's too numerous, 7BS, 7CB, 7CK, 7GJ, 7GT, 7HF, 7IM, 7IN, 7JD, 7KB, 7LY, 7MF, 7MP, 7NF, 7OT, 7TJ, 7VD, 7WJ, 7XV, 7YA, 7YJ, 7YS, 7ZA, 7ZM, 7ZO, 7ZU, 9AEG, 9AQG, 9AYU.

6ASN, Berkeley, Cal.

5TG, 6BY, 6GT, 6HR, 6HY, 6IV, 6KC, 6LC, 6OL, 6OD, 6OM, 6QR, 6ZM, 6ZZ, 6AAK, 6AAF, 6ACA, 6AEH, 6AEG, 6AHQ, 6AKV, 6AKL, 6AIN, 6AMN, 6AVR, 6AWR, 6ZAG, 6BJV, 6BH, 6BK, 6GR, 6KE, 6MF, 6OG, 6MW, 6OT, 6SN, 6WG, 6WO, 6YA, 6ZM, 6L8.

6OL, Glendale, Calif.—Spark

Worked: 5ZA, 6AH, 6AK, 6AR, 6AS, 6CP, 6EX, 6FH, 6GF, 6GR, 6GT, 6GX, 6HC, 6IB, 6IC, 6IM, 6KC, 6KM, 6MZ, 6NG, 6OC, 6OH, 6PJ, 6PO, 6PR, 6QK, 6QR, 6QT, 6SK, 6TC, 6TU, 6UQ, 6VK, 6VX, 6WG, 6XH, 6ZB, 6ZI, 6ZU, 6ZX, 6ZZ, 6AAH, 6AAK, 6ABK, 6ABM, 6ABW, 6ADA, 6AEH, 6AEI, 6AFP, 6AGF, 6AID, 6AII, 6AJH, 6AJR, 6AKL, 6ANG, 6APH, 6AUI, 6ARK, 6ARW, 6ATQ, 6AUD, 6AUI, 6AVX, 6BGL, 6BIU, 6BJV, 6BNN, 6MF, 6TO.
Heard: 5OF, 5XD, 6BM, 6FK, 6GK, 6NO, 6TO, 6TV, 6VZ, 6AUI, 6ABX, 6ACR, 6ACW, 6AFN, 6AFY, 6AHV, 6AIF, 6AIN, 6AIV, 6ANR, 6ST, 6ATH, 6ATU, 6ATY, 6AUC, 6AUP, 6AVE, 6AWH, 6BCI, 6BCZ, 6ZD, 6ZAM, 6ED, 6BK, 6BP, 6CN, 6GJ, 6IN, 6IW, 6JD, 6KE, 6KB, 6KS, 6MU, 6TJ, 6ZT, 6ZV.

Asa S. Keller, Monroe, Wash.—One Tube

Spark: 5AK, 6CN, 6AJR, 6ARK, 6GR, 6KM, 6TU, 6VA, 6AG, 6ACN, 6AS, 6BB, 6AFI, 6BH, 6BK, 6CU, 6ED, 6FI, 6FR, 6GE, 6GJ, 6HD, 6IU, 6IV, 6JD, 6JE, 6JW, 6KJ, 6LY, 6MF, 6MU, 6NN,

7NW, 7NZ, 7OT, 7OZ, 7TG, 7TO, 7WG, 7YL, 7YS, 7ZV.

C.W.: 4IS, 5CT, 5WM, 5ZA, 6AAT, 6ADM, 6AIB, 6AK, 6AW, 6AWP, 6AWT, 6BCD, 6BGE, 6EN, 6FH, 6GY, 6KA, 6KI, 6KU, 6NX, 6OO, 6TW, 6VM, 6ZAD, 6ZF, 6ZL, 6ZX, 7BS, 7BS, 7DP, 7HI, 7HS, 7MF, 7NA, 7NC, 7NF, 7NN, 7QT, 7RN, 7SC, 7WE, 7ZU, 9AMB, 9AYU, 9BBF, 9BBI, 9PI, 9PS, 9WU, 9XAQ, 9CLZ, Can. 4CB, 4one, 6KU, 7RN, 7ZU.

7ACS, Tekoa, Wash.

Spark: 6APD, 6AJR, 6ALU, 6AWS, 6LK, 6GF, 6KM, 6ZA, 6ZAM, 6ZQ, 6ZAE, 7BF, 7BH, 7BK, 7FQ, 7FR, 7GE, 7JD, 7JF, 7KJ, 7LY, 7MF, 7NW, 7NZ, 7TG, 7XB, 7YA, 7YL, 7ZM, 7ZK, 7CL, Can. 9BD.

C.W.: 6AIB, 6AWP, 6BES, 6EA, 6FF, 6KA, 6KI, 6KU, 6NX, 6XAD, 6XAC, 6XAQ, 6XF, 6ZAE, 6ZAC, 6ZF, 6ZG, 6ZL, 6ZM, 6ZR, 6ZX, 7BG, 7DP, 7FL, 7NA, 7NN, 7QE, 7SG, 7XG, 7ZU, 9CL, 9AMG, 9ASF, 9ASU, 9DVA, 9DVJ, 9DZG, 9QF, 9TI, 9WU, 9XAQ, 9XL, 9YAJ, 9YAW, 9ZAF, 9ZF, Can. 4CB, 4BV, 9BD.

Ridgefield, Pk., N. J.—Indoor Aerial, 1 Tube

C.W.: 1AR, 1PR, 1XM, 2AYV, 2BGI, 2RC, 2ANQ, 2BLF, 2BZ, 2NH, 2VW, 4DC, 4GL, 4GX, 8ADG, 8AIO, 8AVL, 8AWY, 8BDO, 8BLX, 8BXH, 8KH, 8SE, 8XE.

Robert Whitmer, Battle Creek, Mich.

C.W.: 1AGW, 1AIP, 1BLE, 1IZ, 1JT, 2AY, 2BEA, 2BEN, 2BES, 2BSL, 2BYH, 2CC, 2KPG, 2ALL, 2AQS, 2BES, 2BHP, 2IW, 2KPL, 2RF, 2ANY, 2RQC, 2BY, 4IU, 4KA, 4KC, 4TQ, 4VW, 5FIM, 5FS, 5FU, 5QH, 5ZY, 5ANB, 5AWM, 5AWX, 5BIT, 5BKE, 5BLW, 5BNK, 5BU, 5BV, 5BWK, 5BWS, 5CAY, 5CIA, 5CII, 5CLS, 5CQ, 5CQL, 5CTZ, 5CV, 5DDD, 5DV, 5PT, 5PTC, 5SE, 5UK, 5VQ, 5VY, 5XE, 5ZAE, 5ZE, 5AY, 5AJS, 5AO, 5AUI, 5ARK, 5AVA, 5BBF, 5BGD, 5BHI, 5BLC, 5BLO, 5BP, 5DA, 5DDZ, 5DWS, 5DZQ, 5EL, 5GL, 5GLC, 5IL, 5IY, 5JIS, 5IL, 5IO, 5JO, 5LG, 5LO, 5PEF, 5YAM, Spark: 8AYX, 8AZF, 8CF, 8CA, 8EB, 8JJ, 8LB, 8NZ, 8RT, 8WD, 8YN, 8ZA, 8ZO, 9BAK, 9BSQ, 9DDZ, 9DGX, 9JX, 9TK.

SBKE, Huntington, W. Va.

C.W.: 1QP, 1KX, 1ZE, 1AZW, 1BRQ, 1CNR, 1XAD, 2WR, 2WV, 2VC, 2AAB, 2APP, 2ANJ, 2AXK, 2BFX, 2CBG, 2CCD, 2CFT, 2BA, 2BG, 2BZ, 2PS, 2GH, 2IW, 2IZ, 2QV, 2ZO, 2AAD, 2ANY, 2BUI, 2BOF, 2BY, 2EB, 2EH, 2EP, 2GH, 2GL, 2GS, 2HB, 2II, 2IV, 2LPL, 2BO, 2DO, 2EK, 2FO, 2FV, 2LJ, 2OL, 2RL, 2ZA, 2ABM, 2BO, 2BU, 2BA, 2FT, 2GV, 2GZ, 2HI, 2LW, 2PN, 2PT, 2QB, 2QZ, 2SP, 2VJ, 2VY, 2WR, 2XE, 2YM, 2ABM, 2AGG, 2RAGO, 2RAN, 2AIO, 2RAB, 2RANB, 2RAQ, 2RARK, 2RAN, 2RSM, 2RUX, 2AVW, 2AWM, 2AWY, 2AXB, 2AXC, 2BCA, 2BCL, 2BDB, 2BEK, 2BGD, 2BGJ, 2BHLW, 2BLT, 2BPU, 2BQF, 2BQU, 2BRL, 2BUX, 2CGL, 2CLD, 2CFF, 2XAK, 2ZAE, 2AL, 2CCT, 2DG, 2DX, 2EI, 2FM, 2H, 2IL, 2IO, 2IP, 2KE, 2KM, 2KP, 2KT, 2LE, 2LQ, 2PE, 2PQ, 2PI, 2PS, 2SJ, 2SL, 2SO, 2VK, 2WQ, 2WU, 2XI, 2ZL, 2AAP, 2AAY, 2ABG, 2AEG, 2AFN, 2AY, 2AJA, 2AJH, 2AOU, 2ARX, 2ARZ, 2ASL, 2AUM, 2AVN, 2AXF, 2BCT, 2BED, 2BIK, 2BIR, 2DGG, 2DKY, 2DOF, 2DSM, 2DZQ, 2CBA, 2CDA.

SBCW, Rome, N. Y.

Spark: 1AA, 1AW, 1CK, 1GA, 1GM, 1LZ, 1QO, 1RQ, 1RV, 1RX, 1SN, 1WQ, 1YB, 1AO, 1AHF, 1AKG, 1AMZ, 1ARY, 1ASF, 1AZI, 1AZK, 1BCF, 1BAC, 1BQA, 1BRQ, 1BVV, 1BWJ, 1CJA, 1CKS, 1CNI, 1COK, 2DI, 2CT, 2EL, 2EU, 2FF, 2QN, 2RM, 2SU, 2SZ, 2TA, 2TF, 2AHU, 2AJE, 2AQ, 2AWF, 2AYV, 2BRC, 2AC, 2BJ, 2FB, 2FC, 2JW, 2PL, 2PU, 2TA, 2YN, 2ZX, 2AB, 2AGT, 2AJ, 2AQL, 2AWE, 2BFU, 2BYG, 2FD, 2BQ, 2CF, 2CH, 2EW, 2FT, 2KY, 2LB, 2MZ, 2RQ, 2SP, 2TT, 2UH, 2VQ, 2WD, 2WU, 2XE, 2ABB, 2ABG, 2ACF, 2AFB, 2AFG, 2AHQ, 2AHZ, 2AJV, 2AJW, 2AMZ, 2AOZ, 2APB, 2ARD, 2AUX, 2AYU, 2AVT, 2AWU, 2AXO, 2AXY, 2AZF, 2BAC, 2BAZ, 2BFY, 2BVV, 2BRI, 2BSY, 2BZU, 2CGZ, 2CFF, 2HR, 2MC, 2TV.

9UH, 9UL, 9YB, 9YM, 9AMT, 9ARX, 9AUL, 9AZA, 9AZE, 9DCX, 9DSO.

C.W.: 1II, 1JG, 1LZ, 1PR, 1RD, 1SN, 1TB, 1XM, 1YZ, 1ZE, 1ADG, 1ADL, 1AGL, 1AKG, 1ARY, 1ASF, 1AZW, 1BAS, 1BBU, 1BDI, 1BEP, 1BGE, 1BGF, 1BKA, 1BKQ, 1BLE, 1BSD, 1BTL, 1BWJ, 1CAK, 1CJH, 1CNI, 1CNR, 2CK, 2DN, 2EH, 2FP, 2HW, 2RD, 2RU, 2TP, 2XI, 2XJ, 2XK, 2ZK, 2AGB, 2AVU, 2AWF, 2AYV, 2BEA, 2BEH, 2BGM, 2BJS, 2BML, 2BNZ, 2BRC, 2BRD, 2CBG, 2CJN, 3CC, 3IW, 3NO, 3XW, 3ZO, 3ZY, 3AJD, 3ANJ, 3APQ, 3BHL, 3BQ, 3BY, 4GL, 4GX, 4FV, 3DV, 3NB, 3OW, 3OZ, 3PT, 3QZ, 3SP, 3TB, 3UK, 3VV, 3VY, 3XB, 3XD, 3XE, 3XV, 3ZK, 3ZZ, 3AAN, 3ADG, 3ACF, 3AFE, 3AIO, 3ALB, 3AQP, 3AQO, 3AWP, 3AWY, 3AXC, 3AYR, 3AYZ, 3BAC, 3BCL, 3BDU, 3BEO, 3BIZ, 3BKE, 3BLX, 3BMA, 3BMU, 3BNI, 3BSS, 3BUN, 3BUQ, 3BWT, 3CIS, 3CKO, 3CLW, 3CNU, 3XAE, 3ZAE, 9BP, 9ARK, 9BNO.

8NB, Rochester, N. Y.

C.W.: 1II, 1ON, 1PT, 1QP, 1RD, 1UN, 1VQ, 1XM, 1YB, 1ADL, 1AIP, 1ARY, 1ASF, 1AVR, 1AZW, 1BBW, 1BDC, 1BDI, 1BES, 1BGF, 1BKA, 1one, 1BKQ, 1BNT, 1BRQ, 1BSD, 1BYN, 1CAK, 1CJH, 1CJA, 1CJH, 1CNF, 2DK, 2FC, 2FP, 2KL, 2KP, 2NZ, 2RM, 2SQ, 2XI, 2one, 2AAB, 2AEH, 2AGB, 2AID, 2AIF, 2AJA, 2ANM, 2AQH, 2AQV, 2AWF, 2AWS, 2AXK, 2AYV, 2AZZ, 2BBB, 2BBA, 2BEH, 2BGE, 2BGI, 2BLP, 2BML, 2BNZ, 2BQU, 2BTJ, 2BTW, 2BUM, 2BXP, 2CBW, 2CCU, 2CFI, 2CFT, 2CJN, 2BA, 2BZ, 2CA, 2CC, 2DM, 2FH, 2IL, 2IW, 2NH, 2NO, 2QV, 2QZ, 2SVW, 2ZO, 2AAY, 2ADK, 2AJD, 2AKI, 2ALL, 2ALN, 2ANJ, 2ANY, 2AQH, 2ARO, 2ASW, 2BEO, 2BHL, 2BI, 2BFL, 2BNU, 2BRW, 2BTK, 2BUV, 2BC, 2BE, 2DC, 2DE, 2DF, 2DS, 2EU, 2GL, 2GN, 2GX, 2ID, 2IL, 2IC, 2ADL, 2FV, 2AM, 2BO, 2XAD, 2BES, 2VW, 2XAF, 2XF, 2BG, 2BU, 2EA, 2ED, 2EV, 2RH, 2HT, 2KH, 2LB, 2LT, 2LW, 2NV, 2PN, 2PT, 2QB, 2QZ, 2SQ, 2SE, 2SP, 2UC, 2UE, 2UK, 2VJ, 2VY, 2VR, 2WB, 2XE, 2ABM, 2ACM, 2ADG, 2AEF, 2RAGK, 2AGO, 2AIO, 2AJV, 2ALB, 2ALT, 2ANB, 2ANJ, 2AOO, 2AQF, 2AQO, 2ARK, 2ASV, 2AUY, 2AVD, 2AVL, 2AWM, 2AWP, 2AWX, 2BDU, 2BEB, 2BEN, 2BEO, 2BGF, 2BHT, 2BQU, 2BQV, 2BRL, 2BBO, 2BSS, 2BSY, 2BUX, 2CAY, 2CAZ, 2CBJ, 2CCU, 2CCZ, 2CFR, 2CID, 2CKO, 2CLW, 2CON, 2CPG, 2CPY, 2CQL, 2ZAE, 2BP, 2EL, 2FZ, 2IL, 2IO, 2KP, 2PL, 2UH, 2WQ, 2AJA, 2AOG, 2AOU, 2ARK, 2AXF, 2BED, 2BFG, 2BGH, 2BJB, 2BLC, 2BTA, 2DAX, 2DIO, 2DKY, 2DYN, 2DZQ, 2YAJ, Can. 3JD, 3JK, 3SJ, 9AL, WHQ.

Spark: 1BQO, 1COK, 2FP, 2AAF, 2AER, 2PU, 2AAC, 2ABE, 2ARN, 2BL, 2CX, 2CH, 2KY, 2AKG, 2AHQ, 2AIT, 2AMZ, 2AUY, 2AVT, 2AWU, 2AXO, 2AYC, 2BAZ, 2BIZ, 2BXC, 2BXT, 2CAH, 2CMC, 2CXT, 2ZO, 2OX, 2UU, 2ACB, 2ALE, 2AMT, 2ARG, 2DMJ, 2DSO.

8BIL, Warren, Pa.

C.W.: 1ADL, 1AIP, 1AKG, 1AQW, 1BDC, 1BDI, 1BES, 1BGF, 1BLE, 1BNT, 1BSB, 1BTL, 1BWJ, 1CAK, 1CGS, 1CK, 1CJA, 1CJH, 1CJZ, 1CK, 1CNF, 1EE, 1HX, 1II, 1PR, 1PT, 1XM, 1YK, 2AAB, 2ABZ, 2AEH, 2AGB, 2AME, 2AMX, 2AWF, 2AWJ, 2AWS, 2AYV, 2BEH, 2BFT, 2BGL, 2BJR, 2BPL, 2BML, 2BNZ, 2BQA, 2BQU, 2BTJ, 2BUM, 2BXP, 2CFI, 2CFT, 2CJN, 2DK, 2DX, 2FP, 2FZ, 2KP, 2LH, 2OF, 2RU, 2RY, 2SQ, 2TP, 2VC, 2AAO, 2AAY, 2AJD, 2ALL, 2ALN, 2ANQ, 2ANY, 2APQ, 2AQH, 2ATZ, 2BEC, 2BHL, 2BJJ, 2BFL, 2BNU, 2BOF, 2BPU, 2BUB, 2BUV, 2BZ, 2CA, 2CC, 2DM, 2FP, 2FR, 2FS, 2HG, 2IL, 2IW, 2NH, 2NO, 2SV, 2ZO, 2AB, 2BY, 2DC, 2DS, 2EN, 2EU, 2GL, 2GX, 2ID, 2IL, 2JL, 2LP, 2DA, 2AGO, 2AIO, 2AM, 2ANR, 2AOG, 2AQF, 2AQO, 2AVD, 2AVL, 2AWM, 2AWP, 2RCL, 2RDB, 2BDO, 2RDU, 2BEF, 2RES, 2BFX, 2BZV, 2BNI, 2BO, 2BPL, 2BVA, 2BXH, 2CAZ, 2CGL, 2CID, 2CKM, 2CKO, 2CMM, 2DU, 2GV, 2HJ, 2HM, 2LX, 2NB, 2OW, 2OZ, 2PT, 2SE, 2SP, 2UE, 2UK, 2VQ, 2VY, 2WR, 2XAE, 2XE, 2XV, 2YM, 2ZAE, 2AAY, 2AOU, 2APH, 2ARK, 2AYH, 2BED, 2BFG, 2BLC, 2BP, 2BSG, 2DAX, 2DDH, 2DZQ, 2GL, 2HM, 2II, 2IO, 2KP, 2LQ, 2ME, 2SL, 2WA.

8AGO, Pittsburgh, Pa.

Spark: 1AW, (2CT), 2DN, 2TF, 2SZ, (2AJE), (2ARY), 3GP, (3FP), 3RW, (3TA), (3BFU), (3RA), 3LB, 3AFB, 3AJ, 3ASL, (3AZH), 3DW, 3KL (3LZ), (3OX), 3GF, 3UH, 3AAW, (3AMT), (3AQ), (3AZE), (3DZH), (3DMJ), 3DSO. C.W.: 1XM, 1YK, 1AIP, 1ANM, 1ARY, (1ASF), (1AWB), (1AZW), (1BRQ), 1BYX, (1CAK), 1CGO, (1CIK), (1CIV), 1CNE, 1CNR, 2BG, 2DK, 2FP, 2FZ, 2HI, 2KP, 2NZ, 2SQ, 2VC, 2VH, (2WR), 2WT, 2YE, (2ZK), 2AAB, 2ADV, 2AFP, 2AIF, 2ANM, (2AYV), (2BEA), (2BEH), 2BFK, 2BNZ, 2BTJ, (2BUM), 2BVZ, (2CBG), 2CCD, 2CPT, 2CPZ, 2CGX, 3BA, 3CC, (3FM), (3FP), (3FS), (3IW), 3IZ, 3KM, (3QV), 3QZ, (3UX), 3VS, (3VW), 3WF, 3ZO, 3AAT, (3AAY), (3ADX), 3ALL, (3ALN), 3ALU, (3ANJ), (3ANY), (3AVS), 3BAG, (3BLJ), (3BHL), 3BLF, (3BT), 3BF, 3BQ, 3BY, 3DM, 3EH, 3GL, (3ID), (3IV), (3KU), 3LP, 3EK, 3FY, 3HB, 3JB, 3RL, (3WO), 3XV, 3YG, 3ZA, 3ABM, 3ZZ, 3AM, (3BO), (3BU), (3DW), (3EA), (3GV), 3HJ, (3HM), 3KH, 3LB, (3QB), (3SE), (3UC), (3UK), (3VY), 3XE, 3YD, 3ZG, 3ZH, 3ZZ, 3AAB, 3ADG, 3ALT, 3ANB, (3AQZ), (3ARK), 3ARU, 3AXB, (3AXC), 3AWM, 3AWX, 3BBD, 3BDB 3BEO, (3BGO), (3BJC), (3BKE), 3BLT, 3BQV, (3BUX), (3CAY), (3CCX), (3CMM), (3COO), 3EP, 3GT, (3DV), 3EL, (3GL), 3IL, (3IL), (3IO), 3IZ, 3JG, 3KM, (3KP), 3LE, (3OP), 3PL, 3PS, (3QF), 3SO, 3UB, 3VK, 3WA, (3XI), 3YAJ, 3YR, 3ZB, (3AAP), (3AAY), 3ARF, (3AIY), 3AJH, 3AKD, 3ANE, 3ANT, 3AOU, (3ARK), (3ATE), 3AUA, (3AXF), 3BBF, 3BDB, 3BDW, (3BED), 3BEQ, 3BLC, 3BLO, (3DAX), 3DGG, (3DZH), 3DIO, 3DKY, (3DOF), 3DTA, Can. (3BP), (3CZ), (3AL).

9BYX, Jacksonville, Ill.

Spark: 5YG, 5PT, 5BKE, 9AFA, 9AHS, (9ANU), 9AOJ, 9ARX, 9ACA, 9AVH, 9AZA, (9BLU), 9DAY, 9DZH, 9DQZ, 9DSD, (9MC), 9NO, 9PW, 9SK, 9TV, 9YIW, 9YM, 9YWS. C.W.: 1DX, 3RF, 3BLX, 4BQ, 4DS, 4KO, 5AA, 5AAM, 5HB, 5HK, 5IR, 5RL, 5WO, 5ZL, 5BK, 5BLV, 5IS, 5XUC, 9AAY, 9ABF, 9AC, 9AJA, 9ASL, 9BCK, 9BDP, 9BD, 9BCW, 9BED, 9BEM, 9BEW, 9BNO fone, 9DSH, 9DTH, 9DZQ, 9IO, (9MC fone), 9PL, 9SL, 9WA, 9WQ fone, 9WU, 9XI, 9XM fone, 9YOH, 9YAF, 9ZJ.

9AVX, St. Paul, Minn.

Spark: 1YB, 2FP, 2OM, 3EL, 3ZV, 4AU, 4BY, 5EK, 5FW, (5FO), 5HK, (5LO), 5QS, (5TG), 5XB, 5XU, 5ZA, 5ZZ, 7ZG, 7ZV, 8CP, 8EB, (8FT), 8HS, (8UC), 8YN, 8ZY, (8ASL), (8AXY), 8AYN, (8BBU), 8BRL, (8BXX), (9AF), (9BP), (9FK), (9GC), 9HT, (9Y), 9JN, (9LF), (9LW), 9ME, (9NQ), (9NR), (9OA), 9OK, 9RY, (9UW), (9VL), 9Z, 9AAP, (9AAV), (9ABV), 9AFK, (9AGN), (9AGR), 9AHZ, (9AIF), (9AIG), (9AMQ), (9AMZ), (9AOJ), (9APN), (9ASO), (9AVP), (9ASO), (9AVP), (9AVZ), (9AWK), (9AWZ), (9AXU), (9YAJ), (9YAK), (9AZA), (9AZE), (9DEH), (9DKK), (9DUG), (9DZI), (9DZY), (9BMM), Can. 3BP, 3EL, (3FO), 3GN, (3JL), 3KG. C.W.: 1ARY, 2CG, 2FP, 2LO, 2AFP, 3CG, 3HG, 4FT, 4ID, 5AT, 5FV, 5IS, 5KP, 5NZ, 5PG, 5TU, 5UU, 5EB, 5IL, 8QN, (8VY), 8XL, 8ZV, 8AGZ, 8AIM, 8BOX, 8BZC, 8CAB, 9JL, 9NX, 9YQ, 9ZL, 9ZY, 9AAS, 9AAV, 9ALS, 9AMB, 9BBF.

9APW, St. Paul, Minn.

C.W.: 1BGF, (2FP), 2BEH, 3BTK, 3ZY, 3ALN, 4BQ, 4GL, 5BM, 5CB, 5EK, 5GL, 5HL, 5HB, 5JB, 5OL, 5NK, 5ABY, 6AJH, 5ZZ, 5BES, 7ZU, 5BK, 3BO, 3EA, 3KH, (8OZ), 8QB, 8UC, 8UK, 8VV, 8VY, 8WR, 8XE, 8VC, 8ACF, 8ADN, 8ALB, 8ANB, (8AIO), 8AGZ, (8AWM), 8BBU, (8BDO), 8BDM, 8BEL, 8BJC, 8BLW, 8BFX, 8BZY, 8BKE, 8BSH, 8XAE, 8ZAE, 9CX, 9KM, (9IO), 9PL, 9PS, 9WQ, 9WU, (9AAP), 9AAU, 9ADF, (9AIY), 9AJH, 9APE, (9AJA), 9ARK, 9AMB, 9AOR, 9AOU, (9AOG), (9AYU), 9APE, (9BFA), (9BED), 9BIK, 9BHD, 9BBF, 9BHQ, 9BO, 9BSD, 9DAX, 9DSM, 9DHT, 9DIO, 9DZJ, 9DUN, 9DTA, 9DTH, 9DWM, 9DXT, (9DZQ), (9DKY), 9DVI, 9DXN, (9YAJ). Spark: 5HK, 5HR, 5SM, 5XB, 5UE, 5EW, 8UC, 8EA, 8YN, 9FX, 9KI, (9FK), 9Y, 9LF, 9NQ, 9LW, 9RY, 9XT, (9AAV), 9AEY, 9AFW, 9AFD, 9ALM, 9AQE, 9ATN, 9AVZ, 9AZA, (9BCF), (9BSZ),

9BOF, 9DKK, (9DUG), (9DYY), 9DSM, 9DSO, 9DMJ, (9YAJ), 9YAK, 9ZJ.

9BGD, Kendallville, Indiana

C.W.: (1ARY), (1AZW), 1CNR, 1QP, (1XM), (2AYV), 2BEX, 2BGL, 2BTJ, 2CFT, 2KP, 2VC, 2ZK, 3ALL, (3ALN), 3ALU, 3ANY, 3BA, 3BFU, 3BHL, (3BZ), (3CA), 3FP, 3HG, 3IW, 3QU, 3QV, (3QZ), (3ZO), (4BQ), (4BY), (4DC), (4GL), (4GX), 4XD, 5DA, 5ND, 6NK, 6QS, 8ADQ, (8AIO), 8ALX, (8ALB), (8ANB), (8AQZ), (8ARP), (8ASK), (8AWF), (8AWM), (8AWP), (8AXC), (8BAS), (8BAA), 8BCA, 8BCL, (8BDB), 8BDM, (8BDU), 8BEL, (8BFX), 8BGM, 8BKE, 8BKT, 8BLW, 8BSA, 8BU, 8BWK, 8BXH, (8CAG), (8CAY), 8CAZ, 8CFP, 8CGZ, 8CID, 8CKO, (8DV), 8GV, (8EL), 8NV, 8OZ, 8PT, 8RB, 8SE, (8SP), 8TB, (8UC), (8UK), 8VE, (8VJ), 8VQ, (8VV), (8VY), (8XE), (8ZAE), (8ZL), (8ZZ), (9AEG), (9AJA), (9AJH), (9AKD), 9ALK, 9APB, 9AOG, (9ARK), 9ARZ, (9ASE), (9BAF), 9BDB, 9BHQ, (9BIK), 9BKK, 9BLC, 9BTA, 9CBA, 9CT, (9DAX), 9DAY, 9DCT, 9DKY, 9DSG, 9DYN, (DZQ), 9WU, (9II), 9IL, (9IO), 9KF, 9KM, (9PC), (9UC), 9FZ, 9WR.

Spark: 1HG, 3DM, 3EH, (3FB), 3TA, (4BI), 4FD, (5HK), 5JI, 5PE, (5AFB), (5AFD), (5AIZ), 5AOE, (AWU), (AY), (8BDU), (8BEP), (8BSY), (8ZQ), 3CGZ, 3CH, 3CLF, (3DZ), (3EA), 3EO, (3EW), (3J), 3KY, (3LB), 3LQ, 3NO, 3PT, (3RQ), (3TK), (3UK), 3VH, (3WU), (3ZO), 9AAW, 9ACH, (9AEY), (9AFK), (9AGE), 9AKM, (9AMQ), 9AQG, 9ARR, 9ASG, (9ASN), (9ASO), (9AUA), (9AWU), (9AYW), (9AZA), (9AZE), (9AZF), (9BAK), 9BAZ, 9BEC, 9BKP, 9BQB, 9DCB, 9DEL, 9DU, (9DFB), 9DGL, 9DZH, 9DIO, 9DLQ, 9DMJ, 9DRW, (9DSO), (9DTN), (9DUG), 9DWX, (9FS), (9HG), (9HR), (9LF), 9LU, (9MC), (9ME), (9OX), 9PD, 9PE, (9QR), 9TV, (9UU), 9WE, (9WK), (9ZC).

9DTC, 9DVL, 9BHM, 9BRV, Naperville, Ill.

C.W.: 1PR, 1XM, 1XZ, 1ARY, 1AZX, 2AZ, 2FR, 2NZ, 2ZY, 2AUF, 2AYV, 2BEM, 2BES, 2BFX, 3BA, 3BG, 3BV, 3BY, 3BZ, 3CA, 3FE, 3FS, 3H, 3IW, 3JS, 3ZO, 3ZQ, 3ZX, 3AJW, 3BEC, 3BHL, 3BIJ, 4AS, 4BC, 4BQ, 4BY, 4DC, 4EB, 4FT, 4GL, 4ID, 4IV, 4JH, 4KC, 4LP, 4YA, 4ZH, 4AAV, 5BM, 5EK, 5FO, 5FV, 5HB, 5IG, 5JB, 5KP, 5KV, 5LU, 5MT, 5ND, 5NK, 5BR, 5RL, 5RZ, 5UQ, 5WO, 5ZA, 5ZL, 5ZAK, 7AA, 8BO, 8BV, 8EA, 8GV, 8PE, 8PN, 8PT, 8QZ, 8SE, 8UE, 8UC, 8UK, 8VE, 8VY, 8WA, 8WR, 8XE, 8XV, 8XA, 8ZH, 8ZZ, 8ACF, 8AFB, 8ACO, 8AIC, 8AIO, 8AIS, 8ALB, 8ALT, 8ALZ, 8ANB, 8ANJ, 8ANX, 8ARD, 8ARK, 8ARW, 8ASM, 8AUE, 8AWM, 8AWR, 8AIB, 8BBU, 8BCL, 8BDF, 8BDO, 8BDU, 8BEF, 8BKO, 8BFX, 8BGF, 8BGJ, 8BKN, 8BLU, 8BLW, 8BKE, 8BQU, 8BZC, 8CAZ, 8CBJ, 8CFP, 8CKM, 8ZAE. Spark: 5AL, 5EW, 5FC, 5HK, 5LB, 5TU, 5UO, 5XU, 5ZL, 5ZZ, 5ABB, 5ABY, 5XE, 8ZA, 8AFB, 8AFZ, 8AHE, 8AWU, 8BSY.

9AHC, Ellendale, N. Dak.—One Tube

C.W.: 1AZW, 1BKQ, 1BWJ, 1QP, 2OCD, 3ALN, 2BG, 3BJ, 3BTK, 3IW, 3ZY, 4AZ, 4BQ, 4BY, 4FT, 4YA, 5AAC, 5BM, 5DO, 5EK, 5FO, 5FV, 5IF, 5JB, 5LA, 5ND, 5NZ, 5OI, 5RL, 5ZA, 5ZAA, 5ZU, 6BES, 6CS, 6KA, 6RM, 6XAD, 6ZF, 6ZZ, 7ZU, 8AAZ, 8ABO, 8ACF, 8ADG, 8AIO, 8ANB, 8APT, 8AQF, 8ARD, 8ARK, 8ASM, 8AUH, 8AWM, 8AWX, 8AXB, 8AXC, 8BCL, 8BDU, 8BET, 8BFX, 8BGD, 8BJC, 8BKE, 8BLW, 8BO, 8BSS, 8BXH, 8CHC, 8CKM, 8DV, 8IZ, 8ML, 8OZ, 8PL, 8PT, 8QB, 8QZ, 8UC, 8UK, 8VJ, 8VY, 8XAK, 8XB, 8YD, 8YS, 8ZZ, 9DGG, 9EL, 9IO, and several hundred nearer 9's. AA7, Canadians 4CB, 9AL.

Fones: 9ZA, 9AKX, 9ASF, 9BNO, 9DBM, (9PI), 9ZAF.

Spark: 4BI, 5ABY, 5FO, 5HK, 5IR, 5LB, 5MF, 5NK, 5NS, 5PE, 5QL, 5QS, 5SM, 5TU, 5XB, 5XD, 5XU, 5YE, 5YG, 5ZL, 6ZAM, 7LY, 7MP, 7ZO, 7ZV, 8AIT, 8AJV, 8AWU, 8BAZ, 8BEP, 8BRL, 8BXX, 8EB, 8LQ, 8UC, 8XD, 8XE, 8YN, (9BGX), (9BRI), 200 miles full dajite, 1-5 watt and single wire at 9AHC, (9LW), 9OX, and many other 9's heard.

9DQB & 9DRV, Mt. Carmel, Ill.

C.W.: 1IN, 1BME, 2AJA, 2BEA, 2NZ, 2XAL, 2XJ, 2AQR, 2AOV, 3BP, 3BHL, 3BJJ, 3HZ, 3MO, 3QZ, 4AS, 4BY, 4EH, 4FF, 4PT, 4GL, 4HP, 4IV, 4LP, 4ZC, 5ABM, 5AL, 5DO, 5DJ, 5EK, 5EU, 5HB, 5JB, 5OI, 5IA, 5TT, 5XAK, 5XU, 5YG, 5ZA, 5ZAP, 5ZL, 5ZX, 8ANO, 8ARZ, 8AWZ, 8ARU, 8AWX, 8BDU, 8BFX, 8RI, 8BKE, 8BLW, 8BNO, 8CAZ, 8BPO, 8EA, 8OZ, 8QZ, 8XE, 8YA, 8ZZ, 9AK, 9AAS, 9AAV, 9AAW, 9AAY, 9ABU, 9AJA, 9AJH, 9AKD, 9AOU, 9AML, 9AOV, 9ARK, 9ASL, 9ASY, 9ATA, 9AWA, 9BP, 9BZ, 9BAF, 9BAP, 9BBF, 9BIK, 9BLO, 9BND, 9BRL, 9DCR, 9DGL, 9DGG, 9DKY, 9DQK, 9DZQ, 9IO, 9EI, 9JR, 9KP, 9LA, 9PS, 9QP, 9VK, 9WA, 9XM, 9YC, 9YK, 9YAK (one), 2XJ, 2XAL, 9MC, 9XM, 9ZAF.

Spark: 3ABR, 3AOV, 4BQ, 4BI, 5DO, 5FO, 5GI, 5HK, 5KC, 5SM, 5XA, 5YE, 5ZL, 5ZAA, 5ZAB, 5ZAR, 5EA, 5YA, 5AG, 5ACB, 5AIV, 5AFX, 5ARR, 5ASJ, 5AXU, 5DDZ, 5AZA, 5DLR, 5DQK, 5DZI, 5DKK, 5GU, 5IF, 5LF, 5MC, 5PE, 5UU, 5ZJ, 5ZL.

9AOG, Lawrence, Kansas.

C.W.: 1BGF, (2BEH), 2BML, 2FP, 2RM, 3BA, 3BUV, 3IW, 3QV, 3QZ, (4BF), 4BQ, 4BY, 4CB, 4CO, 4EB, 4GC, 4GL, 4KU, 4ZC, (5AAC), (5AAM), 5BM, (5CB), 5DO, (5EK), 5FO, 5FV, (5HB), 5HL, (5JB), 5LA, 5LJ, 5MT, 5MX, (5OI), 5PB, 5RL, (5XU), (5YG), (5ZA), (5ZAT), 6BES, 6JD, 6KA, 6XAD, 6ZAC, (7ZU), 8AGO, 8AIM, 8AIO, 8AIX, 8AJV, 8ALB, (8AMM), 8ANB, 8AQF, (8AQO), 8AQZ, 8ARK, (8AUY), (8AWM), 8AWP, 8BDB, 8BFX, 8BKE, 8BLW, 8BRL, 8BSS, 8BU, 8BZY, 8CFP, 8CKM, 8CLW, 8CMM, 8CQL, (8EA), (8HJ), 8HM, 8OZ, 8PT, 8QB, 8RQ, 8SP, (8UC), 8VQ, 8VY, 8XE, 9AAP, 9AC, (9AEG), (9AEQ), (9AIV), (9AJA), (9AJH), 9AJS, (9AKD), (9AMB), 9AMO, (9AOR), (9AOU), (9APE), (9APW), (9AQR), (9ARG), 9ATE, 9ATU, 9AUA, (9AXF), 9AYU, 9BAF, 9BBA, (9BBE), 9BBF, 9BDB, 9BDP, 9BDZ, 9BED, (9BFG), 9BGH, (9BHD), 9BJR, (9BLC), (9BOA), 9BOW, 9BP, 9BRC, 9BSG, (9BTA), 9BUN, (9BWK), 9BYB, (9CCS), (9CT), 9DAX, 9DDH, (9DIO), (9DJB), (9DKW), (9DKY), (9DOF), (9DPE), 9DPG, 9DPL, (9DR), (9DRW), (9DSK), 9DSM, (9DTA), 9DTS, 9DUG, (9DUN), 9DWY, 9DXE, (9DZQ), 9EL, 9EW, (9FZ), (9IF), 9IL, 9IO, 9IZ, 9JG, 9KP, 9LQ, (9NU), 9OF, (9OO), (9PI), 9PS, (9QE), (9QF), (9SJ), 9SL, 9SO, 9VK, 9WA, (9WD), 9WK, (9WQ), 9WU, 9XAG, (9XI), (9YAJ), 9ZL, AA7, Canadian 4BV.

Spark: 3JL, 5ABY, 5BE, 5CA, 5FL, (5FO), 5HK, 5HL, 5IF, 5IQ, 5JD, (5JF), 5MF, 5MR, 5NC, 5NS, (5PE), 5QS, 5SM, (5TC), 5TG, 5TU, (5UE), (5VG), 5EX, 7ZV, 8AHQ, 8AIT, 8ATJ, 8AXN, 8BBU, (8BXC), 8EB, (8JJ), 8UC, 8YN, (8ZO), 9AAW, 9ABV, 9ACN, 9AEY, 9AFK, 9AGR, 9AHZ, 9AIG, 9AIU, 9AJB, (9ANO), 9AOK, 9APK, (9AQE), (9AQZ), (9ARG), 9ARP, (9ARZ), 9ATN, 9AUL, (9AVH), 9AVK, (9AVX), (9AVZ), 9AWX, 9AXU, 9AYW, 9AZA, 9AZF, 9BIW, (9BKE), 9BLB, (9BLW), 9BNT, (9CAK), 9DAN, 9DAZ, (9DDZ), 9DFA, (9DGV), (9DJB), 9BDD, (9BLC), 9DLU, 9DLY, (9DMJ), (9DPE), 9DGG, 9DRW, (9DOT), (9DSD), 9DSO, 9DUG, (9DVF), 9DWT, 9DZI, 9DZY, 9EV, 9FF, (9FK), 9GP, 9HL, (9KA), 9LF, 9LW, 9MC, 9OX, (9RR), (9RY), 9SN, 9SY, 9TH, 9TV, 9VL, 9VZ, 9WL, 9WT, 9WX, 9XL, 9WT, 9WX, 9XI, (9XT), (9YAJ), 9YM, 9YO, (9YU), 9ZH, AA7.


5YE, UNIVERSITY P. O. MISS.

(Concluded from page 59)

equipped with a Magnavox, DeForest wavemeter and all switches for charging the batteries without moving.

In the "Calls Heard" column of QST 5YE has been reported from Battle Creek, Montana, Hartford, Conn., Roswell, N. M., and has been reported QSA in thirty-three states. Sustained communication has been kept up with Ellendale, N. D., and with Tela, Honduras. The station is maintained

by the Physics Department of the University of Mississippi under the direction of Prof. W. L. Kennon, A.R.R.L. District Supt.



for Mississippi, and operated by a corps of students always ready to handle relay traffic.

Wouldn't It Be Wonderful—

If we had been born rich instead of with brains?

If the predictions come true about movies by wireless?

If someone admitted that A. L. Groves was right for once?

If somebody would invent a wire hairnet to be worn with a pair of Murdock phones?

If people would see the A and L in A.R.R.L. emblems and stop asking you what railroad you worked for?

If visitors on listening to KDKA would quit asking you to tune out static so the music would be heard plainly?

If Round's round ground could be installed in 30 minutes?

If nobody sent "CQ", including 3ACS?

If you didn't occasionally hear your own call being signed off by some other bird?

Radio Communications by the Amateurs

The Publishers of QST assume no responsibility for statements made herein by correspondents.



Check!

Chicago, Ills.

Dear Editor:

More and more are we being reminded of the presence of the novice, with his broadcasting receiver. They are taking our air, and taking our magazines.

I have just finished reading the May "_____", and notice that while the magazine is larger it is entirely turned over to the novices and their broadcasting. Not one line is left for the old A.R.R.L. gang who originally put the magazine on its feet. Probably they will make more money from the novices, so I suppose it is their privilege to throw us out. But gosh, old boy, don't let 'em have our QST. I notice our new "With the Radiofone" department. While it is not very big it, is a step toward giving the novices our QST. We'll divide the air with them, and divide our magazines—but not QST! That's sacred ground, and "they shall not pass!"

Sincerely,

R. W. Wahlstrom, 9RC.

Bum Fist?

2012 Metts Avenue,
Wilmington, N. C.

Editor, QST:

Howcum station 4EW is being reported all over the eastern part of the country when said station is not even in operation? In the last few weeks I have received cards from about fifty stations reporting my C.W. sigs QSA in about fifteen states. Having been advised by Inspector R. Y. Cadmus that call 4EW has not been reissued by mistake. I cannot but think that some bird is using my call either through ignorance or intentionally.

Several of the cards received were from amateurs who had worked this station, and one letter stated that the name given him by radio was Edwin Y. Webb. Upon reference to the call book he of course found my name and address, and accordingly sent the letter to me.

I shall be duly thankful to Mr. Edwin Y. Webb if he will communicate with me and get the matter straightened out, or to anyone who can give me his address so that I may communicate with him.

Very truly yours,

Albert Davis, 4EW.

Tell 'Em

Jamestown, N. Y.

Dear Ed—

Now that there are about 600000 "novices" who care nothing or comparatively little about the work of the A.R.R.L. and its members at large, I suggest that each and every member of our organization, whether he has a call or not, get out his paint brush and make a sign that can be read from some little distance. Have the would-be sign painter paint in bold and vivid style the letters, "A.R.R.L." and if he has a call have him plaster that on the nameplate so that all the world can read it without glasses. Then after the paint has set, let him hunt up the family hammer, procure some nails and march to the tree that shades his front lawn and absorb nine tenths of his antenna current and "hang up his shingle".

With this done, it is an easy matter for a brother from a neighboring city to locate a real Radio Man instead of one of some three or four months experience, who persists in calling these poor excuses we now have for tubes "globes", etc.

Yours truly,
Ex-8AAI (2nd).

Home-Made Knobs

Box 287, Gastonia, N. C.

Editor, QST—

Here is a "kink" that may be useful to some fellow amateur who needs some knobs right away and is either "broke" or has no wireless supply store near by. This was my plight and I solved it in the following manner.

My father is a dentist, and consequently has a good many pieces of Kerr's Impression Compound lying around the laboratory. This compound is a maroon-colored substance that is easily softened by hot water, and when in this condition it can be easily molded with the fingers or prest into a mold to make any style or size knob. While it is hot a set screw can be forced in from one side and when the knob is cold the threads will be found inside of the hole as if cut with a tap. It would be well to be sure that the compound is prest tightly about the screw while hot as the threads will hold the strain better and be stronger.

When cold the compound is of reddish

color, hard, and a very good insulator. Used pieces of this compound may be obtained from any dentist who makes false teeth. It may be used over and over again by softening and re-molding.

So long, O.M.,
Dan McConnell.

P.S. Any inquires will be gladly answered. Some of you bugs in other parts of the country write me.

These Radio Photographs

Podunch, N. J.,
April 1st, 1922.

Dear Editor:

This radio game is getting punk lately. Why, pick up any newspaper and take a look at some of the radio pictures they are printing. Swell janes talking into sets that



have no tubes in the sockets, well known men listening in on receivers that have nothing connected to them, faithful Fido listening to his master's voice coming from a six foot loud talker connected to a \$16 crystal set, and wotinellnot. The one that got my nanny was one showing a sweet young thing listening in, the cans clamped on her toostie ears, and her face registering love, longing, sighs, etc. The caption to the foto was—"Receiving her morning kiss by the wireless"—note the "the wireless." Accordingly, I took my trusty pen in hand and penned this missive, also the cartoon attached. Print it, and let the public know something of the farces that are being put over on them.

Your brass pounder,
Amplifier Ambrose.

—(Reproduced from "The Modulator," of New York City, the Second District's amateur magazine.)

De Pearson fm Ardrossan

The following is a letter to Paul Godley from Mr. Pearson who, it will be remembered, was checking operator with "Paragon Paul" at Ardrossan and whose picture appears along with the account of the A.R. R.L. Transatlantic Tests described in our February issue.

S. S. Saturnia,
At Portland, Maine.

Dear Friend:

I have been extremely busy as most of my spare time has been devoted to association work, and when I get home at night I have not had the heart to write. How are you, auld friend? Now that I am on your native soil I am filled with longing to see you and have a chat. It seems ages ago since our Ardrossan affair. Was delighted to know of the warm and enthusiastic welcome you received. It was due you as you certainly stuck it well.

I was seriously thinking of coming down to the "village" from here, but when I calculated how many bottles of Scotch food I could buy with the cash I would spend on train fares, I be-grudged the fare. There is not much danger of getting a New York boat from Glasgow, as all of the passenger boats from there are operated by the Radio Corp. The ship goes to Montreal until the end of the season, about November, and I fancy this will be my home from home until then. Though not much of a liner she is up-to-date with good gear, having a C.W. transmitter type A1, direction finder 11A, valve receivers, etc., etc. Our principle cargo is whisky and as you know "where the body is there shall be the vultures". My predecessor got fired owing to lack of capacity.

Did you get your cash from the custom's at Southampton all right? Your full report in the QST was extremely interesting to me. It recalled dirty nights but on the whole I enjoyed it and would not mind turning to again. Next year I presume some one will be visiting the old country with a "phone". I hope I am on the job. There have been dozens of visitors abroad wanting to see the set and yours truly. Somehow it has been circulated that I am aboard "Saturnia" and long explanations (dry work) has been my unhappy lot. The enthusiasm is keener than mustard round this district; even the ladies are seriously interested. Three of them yesterday stayed over an hour listening to a concert.

If you are writing to Mr. Warner, be good enough to thank him for the copy of QST which he forwarded to me. I shall be pleased to assist in any way this summer. It might be interesting to know how many stations can be heard. When we are off Labrador coast coming through Straits of Belle Isle I will tune in for amateurs (if work permits it) every fourth hour for

20 minutes commencing midnight 75th meridian time (three days after boat sails from Montreal we will be in Belle Isle Straits). Perhaps your friend Mr. Armstrong will send "MGES". Gee. it makes me smile even yet.

We are sailing today for Halifax, then dear old dirty Glasgow, due about 24th inst. Sincerely trust this finds you in the best of health. Will be delighted to hear from you at your earliest convenience. Kindest regards.

Yours sincerely,
D. E. Pearson,
30 Stirrat Place,
Barrhead, Renfrewshire, Scotland.

Defending Cages

Schenectady, N. Y.

Editor, QST:

Seeing Mr. Braden's letter in the April QST concerning cages and flat-tops I should like to say a few words in favor of the cage.

I have had several transmitters including 1 K.W. spark and 100 watt C.W. sets. I have been using a flat-top 50 feet high and 75 ft. long of 3 wires 8 feet apart, for several years. The antenna current on spark was 4 thermocouple amperes with the flat-top and a buried ground system.

Using 2 U.V.203 Radiotrons supplied with 1250 volts at 375 mils on the plates and 10 volts on the filaments the maximum antenna current was 3.2 thermocouple amperes with ground and 4.0 with 1300 foot radial counterpoise. The greatest DX on the C.W. was Washington, D. C.

About 5 weeks ago I put up a cage antenna 50 feet high and 60 feet long, 2 feet in diameter and consisting of 6 stranded wires. Temporarily I used a single wire lead-in and the antenna current was 4.6 T.C. amps. On the first night I had the cage, almost any station that I called came back with report of "QSA vy."

Next day I put a 4 wire cage lead-in on and the antenna current went up to 5.3 amps., where it has remained. Inside of a week I received 32 cards from as far west as Chicago, from 1VT and 3BAG. A card from 2CAH said that I came in like local stuff right thru QRM from New York City. I had never been able to do such DX work, and I expect that with further improvements in the set itself that I can get out better still.

I give all the credit of doubling my range to the cage antenna. The cage lead-in, it seems to me, gets the juice into the antenna and the cage seems to be a better horizontal radiator of energy than a flat-top.

Hoping this will interest some of the gang, I am,

Respectfully yours,
Charles E. Gardiner,
Radio 8TB.

"Violet Rays"

Hico, Texas.

Editor, QST--

In looking through March QST I came across a letter by one Eoline R. Hand, which dealt with the violet ray machine as a radio transmitter (see page 62). I do not know that there has ever been any previous mention of this but I can hardly conceive of any one having to go to the trouble he took to find out whether it would affect radio receivers. I am using a short wave regenerative receiver without amplifiers, and I can say without exaggeration that whenever a violet ray machine in one hundred yards of my set starts to "reach out" I might as well quit trying to receive for not even a 1 K.W. set 20 miles from here can be read. It does not make any difference whether the applicator is brought near a conductor or not, the effect is the same.

When the first of these nuisances made its appearance in our town I was at a loss to find a way to account for the rather mysterious "signals". The machine was some distance from here, and did not, therefore, come in very loud. It sounded like some "ham" with a plain aerial hook-up sitting on his key. We, a friend "bug" and myself, thought it was some one installing a spark coil set with a plain aerial, but we listened in vain for his first sigs. Later two or three others made their appearance, none of them very close to either of us. It was not till the OM at our house purchased one that we found the solution to the mystery. And I for one would have preferred to remain in ignorance. I think there are a dozen or more here now, some of them pretty close.

For the benefit of those contemplating experimenting with these machines I will say that the violet-ray machine is just a spark coil of small size connected to an oscillating circuit in which is the primary of the high frequency transformer of a few turns. The secondary has a great many turns and hence the output is high frequency high voltage current. It is a well known fact that a high frequency electrical discharge when passed through a rarified gas will cause that gas to glow, the color depending on the kind of gas used. The term "Violet Ray" is derived from the fact that the output passes through a tube of gas which gives this distinctive color when operating. Naturally the good to be derived from this machine comes not from the violet rays as such but from the fact that there is a high frequency current present. In fact, it is probable that the same results would be accomplished if the violet rays were entirely eliminated. But I am digressing from the subject. It will be readily seen from the above description that the machine is simply a miniature radio transmitter the whole of which is contained

in the case and the output of which instead of being connected to an antenna and ground is connected through the violet ray tube, the patient's body, (and the operator's body in some cases) returning by leakage through the air or by the condenser effect of the patient's body and the terminal of the secondary not otherwise connected. It is not at all surprising then to find that it can be used as a transmitter. Nor should one be surprised to learn that its wave is very broad and probably of a multiple character, as well as very high decrement. I think the wave of the ones here extend up to about 1000 or 1500 meters and down as far as the tuner can tune. Their decrement seems to be about "1000". So I would not advise anyone to use these machines for radio transmitters unless the "oscillation transformer" is removed and a real one properly coupled and adjusted is substituted in its place. In its original form it is certainly a QRM factory de luxe. It may be that it can be so adjusted that it can be used to advantage for short distances and possibly for directional sending though I do not think it likely that it can be used for more than a few miles at the best.

I am writing this with the hope that it will be published so as to give the radio fraternity a little more knowledge on a line that bids fair to become a great nuisance as the machines in use increase in number. Not that I claim to know it all for I confess that I do not by any means, but my letter may be the means of getting some one who does know to give us his information. I would very much like to know how to stop the QRM it causes, if perchance some kind fellow-bug will enlighten me. I have tried everything I know of but the only plan discovered so far is to cut off the "A" & "B" batteries, lay the phones on the table and QRT until it is finished.

Wel, OM, CUL Best 73's de "SOL".

Theron Eakins.

Expert Testimony

Noroton Heights, Conn.

Editor, QST—

I presume you have read in the papers of the wave of crime that has swept New York. It has extended even to the "radio departments" of several of the papers. The other evening the "radio expert" of the Evening Mail told in beautiful language of the functioning of the detector. He said that it was just like a one-way door. It allowed the radio frequency current to pass in one way only, and the result was that one half of the oscillations were cut off, and the reduction of the radio frequency wave by 50% thus converted it into audio frequency, so it could be heard. In the same issue, another author (?) claimed that the

antenna was the "door" of the receiving set. Pity the poor tyro. I guess he'll be ready to think that the peep holes in front of the tubes are the "windows" through which the carrier waves come into the little receiving house.

And the enclosed is, to me, mighty interesting. According to the writer, messages leave our transmitters from the end of the aerial, and "enter" on the end of the ground, which is the same as the trailer of the 'plane. Please tell me where the end of my ground is. I'd like to locate it as, if I could bring it closer to my set, it would undoubtedly make the path of the incoming messages shorter, and, by the same line of reasoning the messages would be louder, and there would be no need of amplifiers. Great stuff to feed the newcomers on.

With best regards,

P. E. Fansler, 1XAA.

Radio Phones—and Honesty

By L. Q.

NOT so very long ago an acquaintance of mine drove up to the shop with an old car.

"Well George, what do you think of my \$400 car?"

"She'll do for a couple of seasons if we can get rid of that crankshaft knock and patch the radiator and put in a new rear end."

"Well, here's an honest man and a friend. You're the first one that has *knocked*" this old wagon."

Moral—When a radiofone asks you "Hrrow ishrr mrryr modrrrulatourr" be an "honest man and a friend" to him and to Radio and say—

"You have a savage commutator roar and need a filter, also the set over-modulates and rattles badly. Want me to come and help fix it?"

SHIP OWNERS RADIO SERVICE INC.

80 Washington Street, New York City

Radio Distributors

\$4.00

3000
Ohms




IMMEDIATE DELIVERIES — POST PAID
Audibility Unsurpassed

Money Back if Dissatisfied
Antenna Wire—7 Strand Tinned 150 ft., \$1.60

TOWER MANUFACTURING CO.
8 STATION ST., BROOKLINE, MASS.

RADIO For Everybody


What do you want to know about Radio? Hook-ups, diagrams, laws, codes, code-work, definitions, testing instruments, use of equipment—everything you want to know fully explained and answered in the Quiz Book. New edition now ready. Read this wonderful book for the best way to use your equipment, instruments—so to prepare for Government examinations for Operator's license, etc., etc. Price only \$1.00. Money-back guarantee. Send for it today.
National Radio Institute, Dept. 1106 Washington, D.C.




No. T-100




No. T-101



No. T-106



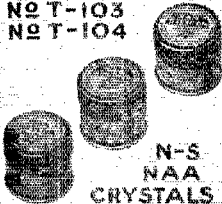
No. T-105



No. T-102



No. T-103
No. T-104



N-S
NAA
CRYSTALS



N-S
RED-HEAD PHONES

Introducing Seven Better Radio Instruments

15 years of direct contact with the radio field has enabled us to develop these products. Each has new and unusual features that place it far ahead of common types—not one is a rushed-on-the-market experiment.

HERE THEY ARE

No. T-100 Reversible Rheostat all metal type for table or panel mounting. For use with any detector or amplifier bulb—smooth action, perfect contact, substantial pointer with insulated knob.

—a better rheostat
Price \$1.00

No. T-101 V. T. Socket—Mechanical features that make it the only socket on the market that is genuinely rigid and strong when used for panel mounting and yet perfectly adapted to table or base mounting. All metal with Bakelite contact support.

—a better socket
Price 75c

No. T-106 Adaptaphone—Converts the sound chamber of phonograph into a loud speaker. Made of high-grade rubber. Will not scratch or mar parts of phonograph. Not necessary to remove cap from receiver. Will fit all phonographs except the Brunswick.

—a better adapter
Price \$1.00

No. T-105 Crystal Detector—New and ingenious design provides every adjustment to facilitate proper contact with the crystal. Contact wire can be moved to any point on crystal. Pressure can be easily regulated. Contact wire instantly renewable.

—a better crystal detector
Price \$1.00

No. T-102 Stopping Condenser—Heavy metal plates of novel design form substantial case for

condenser. Mica dielectric, capacity .00029 MF. Highly nickeled and polished, mounted on insulating base. Can be removed for panel mounting.

—a better stopping condenser
Price 75c

No. T-103 Grid Condenser, of similar design as above. Proper capacity for grid circuit in V. T. Hookups.

—a better grid condenser
Price 40c

No. T-104 Moisture-Proof Variable Grid Leak—arranged for front of panel mounting in connection with Grid Condenser. Nickeled and polished cover.

—a better grid leak
Price 60c

—and better than ever
the famous

N-S "Red-Head" Phones—3000 ohms. A triumph in Radio Receiver design. Beauty of design and ruggedness of construction coupled with a supreme sensitiveness are features that make "Red-Heads" the ideal telephone receivers for radio work.

Price with Cords \$8.00
—and

N-S NAA [Arlington Tested] Supersensitive Crystals, individually tested and packed in convenient metal boxes. Galena, Silicon or Goldite, price each 25c. Same mounted in cup, 40c each.

Number yourself among our thousands of friends and customers who know the reliability and accuracy of N-S Radio Products.

Send for new Bulletin which describes these products in detail

Dealers: Write for our very attractive proposition.
IMMEDIATE DELIVERY

The Newman-Stern Co.
Teagle Radio Division
CLEVELAND, OHIO



The Enormous Demand
for the
TELMACOPHONE

Is the Best Evidence That It Is The

Greatest Value
on the Market



Price
Complete \$20.00

Fully
Guaranteed!

Equipped with Baldwin Type C Unit. Inverted horn, reflected tone. Equal to any other horn twice its length. Designed and perfected by expert acousticians. Complete in every detail. No extras to buy. Nothing to get out of order.

Price without Baldwin Unit, but with cap attached.....\$14.00

We advise the purchase of the Telmacophone without Unit for those who have Baldwin Unit of their own.

Only after the most exhaustive tests and comparisons with the other loud speakers; and only after the most thorough research, laboratory tests, and field demonstrations has the TELMACOPHONE been perfected

TELMACO Amplifiers, Receivers, Detectors, Variometers, and Variocouplers have earned a national reputation for quality, endurance and satisfaction not excelled by any other line. You can expect equal satisfaction from the Telmacophone.

DEALERS! We are distributors for nearly all standard lines. Full discounts on the Telmacophone. Write for proposition on our complete line.

Radio Division

Telephone Maintenance Co.

NOTE NEW ADDRESS
DEPT. D.

20 S. WELLS STREET,

CHICAGO, ILL.

Try REYNOLDS RADIO Service

(Old)
9ZAF

from DENVER

(New)
KLZ

A Complete Service—Prompt Shipment

GREBE
KENNEDY
CLAPP-EASTHAM
MAGNAVOX
REMLER


Mid-West's
Largest
WIRELESS
Supply House

FEDERAL
DeFOREST
WESTINGHOUSE
ARKAY
BRACH Lightning Arresters

REYNOLDS RADIO CO., Inc. 613 19th STREET
DENVER, COLO

DISTRIBUTORS—Dealers, Write for Proposition

There is a Prest-O-Lite Battery for Radio Use



Especially designed for radio purposes, it comes in a handsome box, mahogany finish, with rubber feet to avoid scratching furniture. It harmonizes with the decorations of any home.

Because it is a Prest-O-Lite Battery, with the famous Prest-O-Plates, it is a long lived battery. Prices \$15.85 to \$37.50.

Choose a Prest-O-Lite for your radio equipment. Ask for it at any Prest-O-Lite Dealer, or your electrical dealer will get it for you.

We advise the selection of a battery of ample capacity to avoid frequent recharging—when it needs recharging there is a Prest-O-Lite service station in your vicinity.

THE PREST-O-LITE COMPANY, Inc.

Carbide and Carbon Building
30 East 42nd Street, New York

Eighth and Brannan Streets, San Francisco, Calif.
In Canada: Prest-O-Lite Company of Canada, Ltd.,
Toronto

→ **ATTENTION DEALERS!**

*Prest-O-Lite Batteries for Radio Equipment
make the quickest moving stock today.
Write for our proposition.*

Prest-O-Lite BATTERY FOR RADIO USE

Price \$12.00 F.O.B. N.Y. City



Listen to the Concerts, News and Dance with a KING "AM-PLI-TONE."

Just slip your head phones on the "AM-PLI-TONE" and you and your friends will be SURPRISED.

Polished Cast Aluminum Body with Nickle Plated Base and Horn. No sheet Metal is used, the "Tinny" Sound is Left Out. The VOLUME is DOUBLED because TWO head phones are blended into one POWERFUL tone.

A big hit—a big seller and immediate deliveries. Dealers and distributors what more can you ask? Write today for territory--KING "AM-PLI-TONE"


82 Church St., New York City

NOTICE: All infringers of this device will be vigorously prosecuted.

Pittsburgh Broadcasting Station KQV

Washington, D. C., WMU

"Listen In" with the Stromberg-Carlson Radio Headset



Stromberg-Carlson No. 2A Headset

\$7.50

The Stromberg-Carlson No. 2-A Headset reproduces broadcasted, long-distance vocal or musical sounds with unequalled distinctness. Fine tonal qualities, extreme sensitiveness and superior construction are its important features.

Order Above and Following Highest Grade Supplies by Mail Enclose Certified Check or P. O. Money Order, Including Postage

- R-C Westinghouse Receiver \$130.00
- Aerola Senior Westinghouse Receiver 65.00
- CR 9 Grebe Receiver 130.00
- CR 5 Grebe Receiver 80.00
- RORK Grebe 2-stage Amplifier 55.00
- R2 Magnavox Loud Speaker 110.00
- R3 Magnavox Loud Speaker 45.00
- UV 200 Radiotron Detector Tubes, each 5.00
- UV 201 Radiotron Detector Tubes, each 6.50
- No. 766 Eveready VT Batteries, each 3.00
- Gould 6 Volt 60-80 ampere storage batteries 23.00

Full List of Parts and Supplies with Prices on Request.

DOUBLEDAY-HILL ELECTRIC CO.

715 Twelfth St., N. W., Washington, D. C. Radio Dept.—Desk A, 719-21 Liberty Ave., Pittsburgh, Pa.



Condensite Means Good Insulation

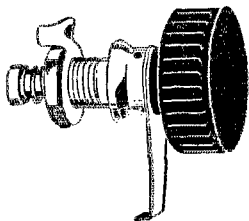
BROADCASTING the good points of Condensite has become a common practice among those who have had the foresight to obtain sets made of this quality insulation.

Particular care should be taken at this time to choose equipment

made of Condensite as the market is being flooded with inferior insulating materials. These materials vary greatly in composition, whereas Condensite is a standardized product of known composition, possessing all the properties essential to radio insulation.

Upon request we will send the names of the manufacturers who make their equipment of Condensite.

Condensite Company of America
Bloomfield - - - - - N. J.



I. C. ROTARY LEVER SWITCH

Exceptionally well designed and constructed; substantial throughout. Switch is secured to panel by means of holding nut at back. Large flange presents ample surface against panel. Terminal is held securely under bearing. Cannot turn when switch lever is operated. Bearing is threaded on outside and extends through panel. Switch designed to clear spring and spring lock. Not necessary to disassemble switch when mounted. Adjustable spring at end of shaft insures uniform tension at all times. Operating knob is 1 1/4 inches diameter. Nickel plated; beautifully finished. Packed in individual boxes. Drilling template for contacts of 1-inch, also 1 1/2-inch radius accompanies each switch.

Price, R-10 Radius 1" \$0.75
Price, R-12 Radius 1 1/2" .75



The Mark of Quality

ANNOUNCEMENT


Owing to the fact that the Industrial Controller Co. has had an unusually wide experience in the manufacture of apparatus for radio equipment; also the fact that their manufacturing facilities are particularly suited to specializing on certain parts of radio equipment, this company is placing on the market a quality line of condensers, switch parts, and other apparatus as used in amateurs' small receiving sets.

These devices are featured by the same quality and high-grade workmanship which has always characterized I. C. products; yet they are offered at a fair price.

For a number of years, the U. S. Government, also many of the large radio companies, have used, in connection with radio equipment, apparatus built by the Industrial Controller Company.

In purchasing I. C. equipment, you are assured substantial construction, practical design and satisfactory results.

SEE YOUR DEALER



I. C. VARIABLE CONDENSER

Substantial construction in every detail. Movable plates carried on a large hexagon shaft; separated by accurately machined spacers. Holes in plate are hexagon, and fit closely to the shaft, insuring correct alignment of the plates.

Bearings are large. An adjustable thrust bearing is provided, sliding contact is provided for movable plates. Current is not carried through the bearings.

Tension spring is easily adjustable so tension may be changed to suit the operator.

The condenser is arranged for panel mounting, although with a very slight change it may be used for table mounting.

All parts are nickel plated. The condenser is made in the following sizes:

Plates Capacity
R-50 11 .00025 Mfd. \$4.25
R-55 23 .0005 Mfd. 4.50
R-60 43 .001 Mfd. 4.75

Industrial Controller Co.

MILWAUKEE
WISCONSIN

AT LAST—


A REAL BOOK ON RADIO

Just off the press. A concise non-technical treatise on Radio for the Layman. Plain language, diagrams and everything. Something that you can understand.

The Radio Library Vol. 1 :: :: Price 30c

THE RADIO PUBLISHING CO.

1427-29 LIBERTY AVE., Dealers Write PITTSBURGH, PA.



A New Scientifically Perfected Crystal

STANDARD


Special Crystal

Radiophone Tested

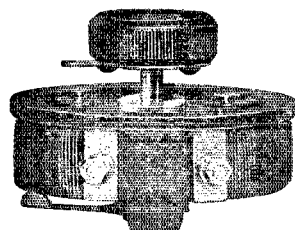
Treated by a new scientific process which imparts extraordinary powers of rectification. Keeps its sensitiveness. Radiophone tested before and after mounting. Mounted 50c
Unmounted 35c.

THE STANDARD CRYSTAL CO.
274 Halsey St., Newark, N. J.


To A.R.R.L. Operators A Chat Among Ourselves



TYPE 156
Vacuum Tube Socket
Price \$1.50



TYPE 214A
Filament Rheostat
Price \$2.50



TYPE 231A
Amplifying Transformer
Price \$5.00

Prior to 1917, the radio experimenter was looked upon as a sort of pest. When the war broke out and the radio operators were needed, he was one of the first to be called to the colors. After the war came the fight to regain the pre-war transmitting privilege. This victory won and conditions stabilized, so that serious thought could be devoted to relay routes and Trans-Atlantics; then came the broadcasting. With it the inflation of radio.

The radio pest again became a hero. He was called upon daily to build sets or recommend instruments for the newcomers. What is he doing? He is using and recommending the same make of instruments that gave him reliable service prior to 1917, during his wartime service, and since the re-opening of his station.

The General Radio Company supplied you with instruments of quality before the war, during the war, and ever since. The enormous demand that you have made on us by recommending our instruments to the newcomers has, naturally, taxed our plant to the extreme. We are doing our best to meet the demand. We are not cheapening our instruments. You have relied on them in the past and you may continue to do so in the future. Every instrument that we have ever manufactured has been guaranteed. Continue to buy instruments where quality counts.

Send for Free Radio Bulletin 911-Q

GENERAL RADIO CO.

MASSACHUSETTS AVENUE AND WINDSOR STREET

Cambridge 39, Massachusetts

Standardize on General Radio Equipment Throughout

MONARCH RADIO EQUIPMENT



Latest Type Radio Head Sets

—have been designed and are now under production by the Monarch Telephone Mfg. Co. These new Head Sets reproduce vocal and musical sounds with remarkable distinctness. They are high grade throughout; not a cheap product in any way. We have built high grade telephone equipment for over 20 years, and are well qualified to manufacture high quality Radio equipment. Plugs, keys, jacks, cords and binding posts can also be furnished.


If your jobber or dealer does not have Monarch Head Sets in stock, let us hear from you.

Code No. 2-A 2000 ohms. . \$8.00
 Code No. 1-B 2500 ohms. . 10.00
 Code No. 1-C 3000 ohms. . 12.00

Backed by Over 20 years of Telephone Manufacturing Experience

Monarch Telephone Mfg. Co.
 FORT DODGE, IOWA

EMSCO RADIO PRODUCTS - MADE BY EXPERIENCED ELECTRICAL MANUFACTURERS



TURRET-TOP DETECTOR

Decidedly the best detector so far produced. Sturdy and well made of the best materials. "Turret-Top" swivel adjustment permits the greatest range of adjustment and holds the phosphor-bronze "cat whisker contactor" steadily in any position. Thumblock assures permanent adjustment. Locking-notch feature of binding posts exclusive with this detector. Unbreakable base. A fair example of EMSCO quality and value.

You take no chances when you buy EMSCO products. Behind each article is the skill of many years experience making wireless and electrical equipment. That is why the trademark, EMSCO, always signifies outstanding merit. Reliable dealers handle EMSCO products. If your dealer hasn't them write us.

JUST A FEW EMSCO PRODUCTS

Single and Double	Square Rods	Weatherproof
	Cut and Drilled	Strain Insulators
	3/8 x 7	1/4 x 7
	x8	x8
Wound Rotors	x10	x10
3" — 3 1/2"	x12	x12
	3/8 x 7	Extension Threaded
Single Slide Tuners		
6" — 8"		
Binding Posts	Enamel Wound	Sliders
Double Slide Tuners	Coils	3/8" and 1/4"
6" — 8"	6 x 3" 8 x 3" 8 x 3 1/2"	

ELECTRIC MFG. & SALES CO., 92 Academy St., Newark, N. J.



WIRELESS "A" BATTERIES

Built Especially for Radio Requirements.
 Gives Clear Uniform Delivery
 6 Volt 50 Ampere \$15.00
 6 Volt 75 Ampere \$17.50
 Immediate Delivery

HEIMAN BROS. BATTERY CO.

2010 LOCUST STREET, ST. LOUIS, MO.

RADIO REALITIES

Our price list, mailed Free on request. Contains complete lists of reliable Radio Sets and parts—every article carrying our guarantee. Mail orders given prompt attention.


Write today—Special Terms for Dealers

THE KLEIN RADIO & ELECTRICAL SUPPLY CO.

48 Fulton St. and 34 Park Place NEW YORK, N. Y.


Federal RADIO APPARATUS

HAND MICROPHONE SET



The most efficient and conveniently arranged Microphone for Radio Telephony is the No. 260-W Hand Set illustrated above. All exposed metal parts are nickel plated and highly polished, and a metal hook is provided for hanging up. The handle is made of corrugated hard rubber and of a size easy to hold. On account of the novel shape and position of the mouthpiece the Microphone is always in proper position for best results. Fitted with 6ft Cord, Price in U.S.A.....\$7.00 each

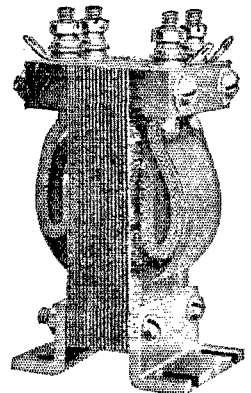
The FEDERAL JR. is, in itself, a complete receiving set requiring nothing more than the aerial wires for its operation. It is most ruggedly and simply constructed, beautiful in appearance, simple in its operation and absolutely reliable. No batteries or other source of power are required for its operation nor are replacements of any kind ever required.



The FEDERAL JR. radio telephone receiver is built of highest grade material throughout; it has been designed with the highest type of engineering skill with the aim of making it of highest possible efficiency compatible with ruggedness of construction and simplicity of operation. It is built with the same careful attention to detail that has given FEDERAL AL apparatus its high place in the electrical world for the last 20 years.

AUDIO FREQUENCY TRANSFORMERS

The amplifying qualities of the FEDERAL No. 226-W Transformer can be attested to by thousands of satisfied users. The impedance at 500 cycles is the same as the internal impedance of the standard tubes available today. The flux leakage is kept at a minimum, reducing the tendency to oscillate, due to stray fields between circuits in cascade amplification. Price in U.S.A.....\$7.00



Federal Telephone & Telegraph Company
BUFFALO, N. Y.

RADIO PANELS

and

other insulation for Wireless Work

BAKELITE-DILECTO

Grade XX Black was used by the Government during the war for this purpose. It is the:

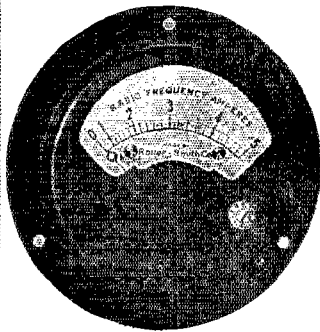
STANDARD OF THE WORLD

THE CONTINENTAL FIBRE COMPANY

NEWARK, DEL.

NEW YORK, 233 BROADWAY
PITTSBURGH, 301 FIFTH AVE.
LOS ANGELES, 411 S. MAIN ST.

CHICAGO, 332 S. MICHIGAN AVE.
SAN FRANCISCO, 75 FREMONT ST.
ROCHESTER, 85 PLYMOUTH AVE. S.
SEATTLE, 1927 FIRST AVENUE S.



How Many
Amperes
Are You
Radiating?

A Roller-Smith type TAW Thermal Ammeter will tell you accurately and it will *continue* doing so. These little 3½" instruments have demonstrated their reliability in the Government service. You can't make a mistake when you use them. Bulletin No. AG-10 is yours for the asking. Send for it. This Bulletin also describes a most complete line of ammeters and voltmeters for *all* radio work.


ROLLER-SMITH COMPANY
16 PARK PLACE, NEW YORK

Offices in principal cities in U. S. and Canada

"Euraco" Mica Condenser

PRICE 60 CENTS

Designed to Fit Standard Grid Leak Base



Composed of Copper and Mica, Entirely Hand Made.
Compact, Interchangeable, Most Efficient

Following Capacities in Stock:

- 00025 Mfd.—Correct for Super Heterodyne and UV-201.
- 0001 Mfd.—For special and experimental circuits.
- 000025 Mfd.—Correct for Radio-Audion RAC-3 valve.
- 0005 Mfd.—Correct for Radiotron UV-200

Condenser Mountings:

- Bakelite Base with Single Mounting...\$0.40
- Bakelite Base with Double Mounting... .60
- Bakelite Base with Triple Mounting... .80

Interesting Proposition for Dealers

EUROPEAN RADIO CO.

Mfrs. of Multi-Stage Amplifiers, C.W. & Special Equipment

1342 East 22 St.,


Brooklyn, N. Y.

To Get the Most from Your
Radio Set Use "A" and "B"

WESTINGHOUSE

W RADIO W

BATTERIES




The Westinghouse "A" is a special radio battery, made with a heavy plate and separator to insure long life. It furnishes just the type of strong, steady, constant current of low voltage that radio reception needs. It will stand continuous use without getting "tired."

The Westinghouse "B" is the best answer yet found for "B" battery problems. With occasional recharging it will be constantly full of energy and will last indefinitely.

It is noiseless, clarifies the signals, does not polarize. Its adjustable contact gives adjustable voltage by which you can take the howl out of your vacuum tube.

*"The Best Westinghouse
can build."*



*Don't let inefficient batteries
spoil your radio pleasure. Get
Westinghouse "A" and "B"
from your radio dealer or call
on the nearest Westinghouse
Battery Service Station.*

14 3/4 in. long
2 1/2 in. wide
3 3/4 in. high

WESTINGHOUSE
UNION BATTERY CO.
Swissvale, Pa.

TRADE **ESCO** MARK
ROLL OF HONOR

THESE (and other) INSTITUTIONS USE OUR MOTOR-GENERATORS

U. S. COAST ARTILLERY SCHOOL
 MASS. INST. OF TECHNOLOGY
 TULANE UNIVERSITY
 UNIVERSITY OF MISSOURI
 UNIVERSITY OF IOWA
 UNIVERSITY OF SOUTH DAKOTA
 JAMES MILIKIN UNIVERSITY, ILL.
 OHIO STATE COLLEGE
 LAFAYETTE COLLEGE


ALABAMA POLYTECHNIC INST.
 WM. HOOD DUNWOODY INST. MINN.
 BILLINGS POLYTECHNIC, MONT.
 PHILA. SCHOOL OF W. T.
 DENVER SCHOOL OF MINES
 OAKMONT PUBLIC SCHOOL, PA.
 DOMINION OBSERVATORY, CAN.
 HAMMOND RESEARCH LAB'Y
 HYDRO-ELECTRIC COMMISSION, CAN.
 BURNHAM CO., LONDON—PAUL F. GODLEY

U. S. MILITARY ACADEMY
 PRINCETON UNIVERSITY
 FORDHAM UNIVERSITY
 CLARK UNIVERSITY
 UNIVERSITY OF FLORIDA
 QUEENS UNIVERSITY, CANADA
 PENN. STATE COLLEGE
 OBERLIN COLLEGE

COLLEGE ST. CROIX, CANADA
 WESTERN RADIO INST., CAL.
 RICE INSTITUTE, TEXAS
 COMMERCIAL RADIO INST., BALTIMORE
 ASBURY PARK RADIO SCHOOL
 NORTHWESTERN SCHOOL OF W. T.
 RIVERSIDE SCHOOL DISTRICT, CAL.
 SIMPLEX RADIO LAB'Y, PENN.
 COLORADO STATE MILITIA
 UNION STOCK YARDS, CHICAGO
 HENRY FORD, DETROIT

ESCO

MOTORS—DYNAMOTORS—GENERATORS—MOTOR-GENERATORS



SOLD BY PRINCIPAL DEALERS EVERYWHERE.
 Ask for Bulletin 237, Listing Over 200 Combinations.

ELECTRIC SPECIALTY CO.
 215 SOUTH STREET
STAMFORD, CONN., U.S.A.

For REAL Service

Mail your orders to us. We can supply you with the **BEST** at the **BEST PRICES**. Shipments made within 24 hours after receipt of order.

CATALOGUE
 222
 AT YOUR
 SERVICE

THE SERVICE RADIO EQUIPMENT CO.

Designers—Manufacturers—Distributors

225 SUPERIOR ST.,

TOLEDO, OHIO

HERE'S A WELCOME MESSAGE TO USERS OF EBY POSTS

EFFECTIVE JUNE 1, 1922

ALL METAL POSTS REDUCED



ENSIGN H



JUNIOR H



COMMANDER H




SERGEANT



CORPORAL

THE H. H. EBY MANUFACTURING CO., 605 ARCH ST., PHILA. PA.



"Benwood"
Audio Amplifier

Full 4 to 1 Amplification Without Howling or Squealing


THE new Benwood Transformer is especially made to get maximum amplification when used with any bulb on the market.

It is completely sheathed in metal, avoiding all inductive effects, so that it gives full 4 to 1 amplification without howling or squealing. The base is 2 5/8" x 3 3/8", height only 2"—ideal for either base or panel mounting. The core is best laminated steel, giving highest transference of energy—it will bring in your phone signals loud, strong and clear. The "Benwood" Amplifying Transformer, **\$5.00**
each

FINER TUNING— Signals Louder and Clearer

A PROPERLY designed variometer brings in signals very much louder and clearer than the various other types of inductances on the market. With this fact in mind we have designed the "last word" in variometers—the "Benwood." Inductances are wound with double cotton covered wire and no shellac, paint or varnish is allowed to cover the wire and diminish the effectiveness.

The "Benwood" features are—minimum distributed capacity, minimum distance between stator and rotor, large size wire on both coils, positive contact bearings and proper design. This variometer will get splendid results on wave lengths from 150 to 650 meters with the average variocoupler. Price, each.... **\$5.00**



"Benwood" Variometer

The New, Improved "Benwood" Dial Controls

THE "Benwood" dial controls all have solid Bakelite knobs of extra large diameter, which minimize all bodily capacity effects, and the new tapered design fits the fingers perfectly. The knurling is particularly fine and sharp.

Solid Bakelite Knob and Dial

Graduated 0° to 100°—all markings clearly defined in white and stamped into the solid Bakelite—won't wear off. Rib on reverse side prevents turning too far. Set screw deeply countersunk and easily reached.

	Diam.	Depth	Knob	Each
BC-7 "Benwood" control	4"	1 5/8"	2"	at base \$2.00
BC-8 "Benwood" control	3 1/4"	1 3/8"	1 5/8"	at base \$1.75

Specify whether 1/4" or 3/8" drilling is required.

Solid Bakelite Knob—Metal Dial

Has the same tapered solid Bakelite knob as BC-7 and BC-8 but has metal dial. Finely graduated from 0° to 180°


BC-9N "Benwood" control—Nickel Plated Dial 3 3/8" Diam. Each, 80c

BC-9 "Benwood" control—Black Metal Dial 3 3/8" Diam... Each, 80c

Specify whether 1/4" or 3/8" drilling is required.


Send for Catalog

Send 10c in stamps for the Benwood Catalog and price list, also complete catalog and price list of DeForest Radio Equipment.




Dealers—

We manufacture high grade apparatus in our own factory, and have stock ready to ship. Write or wire for our attractive agency proposition and liberal dealers' discounts.



1114 OLIVE STREET - ST. LOUIS, MO.



Hartford Radio Battery

Our radio "A" batteries are up to the Hartford Standard of excellence which means that no battery of any type leaves our plant until it has successfully surmounted a series of careful tests.

Type 5R	30 to 40 Ampere Hour	\$10.00
Type 7R	45 to 60 Ampere Hour	12.00
Type 9R	60 to 80 Ampere Hour	15.00

If there is not a Hartford dealer in your vicinity we will forward a battery direct to you upon receipt of draft or money order.

The Hartford Battery Mfg. Co. Milldale, Conn.

Buy Your Sets and Parts from the Oldest Exclusive Radio Store in New England!

UNIT "B" BATTERIES 45V Variable	\$3.60
CARBON RHEOSTATS Adjust to .01 Amp	\$1.50
PHONES-HOLTZER CABOT 2200 Ohms	\$8.00
KEYSTONE LIGHT'G ARRESTORS	\$1.75
600V-100A LIGHT'G SWITCHES Ebony Asbestos Base	\$2.75

*We carry at all times a complete stock of standard parts at standard prices.
Complete Line of Frost Jacks and Plugs.*

RADIO EQUIPMENT CO.
630 Washington St. Boston, Mass.
MAKERS OF THE RADECO SAFETY FUSE



Send 10c for Sample Copy


Suite 10
11 St. Sacramento Street,
Montreal



Radio Comfort

The thrills of wireless entertainment in the home are enjoyed only where high grade receiving apparatus is installed.

You can ensure the maximum of radio pleasure and comfort by insisting upon having your receiving outfit equipped with—



No. 2-A Radio Headset
Price \$7.50

Stromberg-Carlson Radio Parts


There is the Stromberg-Carlson "Radio Head Set" with—its pleasing fit, its quick adjustment, its fine tonal qualities and its ability to faithfully reproduce even the faintest long distance signals.

There is the Stromberg-Carlson "Universal Radio Plug" which should be attached to every Head Set. It fits any standard jack, takes any type or size of conductor; takes wire loops, tinsel loops, pin tips or spade tips.

And there are the Stromberg-Carlson "Radio Jacks" which are adapted to all standard radio plugs and which are designed to mount neatly, without washers, on panels that are of varying thicknesses between $\frac{1}{8}$ and $\frac{1}{4}$ inches.

Stromberg-Carlson Radio Products are backed by a firm that has had twenty-eight years experience in the design and manufacture of radio and telephone apparatus.

Order Stromberg-Carlson Radio apparatus through your dealer in electrical merchandising or write for free Bulletin No. 1029-Q.



No. 60—Universal Plug
Price \$1.25



No. 147 Radio Jack \$0.85



No. 148 Radio Jack \$1.00

Stromberg-Carlson Tel. Mfg. Co.

Rochester, New York

Chicago

Address Nearest Office

Kansas City

EVERYTHING Radio!

Our experience as representatives of all the popular makes of Radio apparatus enables us to render the best possible service.

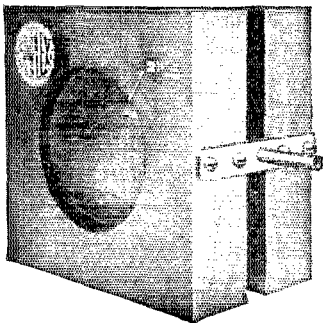
We are authorized Radio Corporation jobbers, including the famous Westinghouse Receivers and New General Electric Receivers.



PHILADELPHIA WIRELESS SALES CORP.

1533 Pine Street, Philadelphia

VARIOMETERS AND VARIOCOUPLERS




These instruments are wound with extra heavy wire to reduce the resistance, and have special long bearings with a spiral spring inserted to insure a perfect and self cleaning contact at all times. The taps on the Vario-Coupler are arranged in two groups. Furnished with round or square base. Variometer as illustrated . . \$6.00 Vario-Coupler as illustrated 6.00

Round or Square Base

Get them at your dealer's.

SIMPLEX RADIO CO.

1013-15 Ridge Av., Phila. Pa.



POSACO

RADIO INSTRUMENTS OF QUALITY VARIABLE CONDENSERS

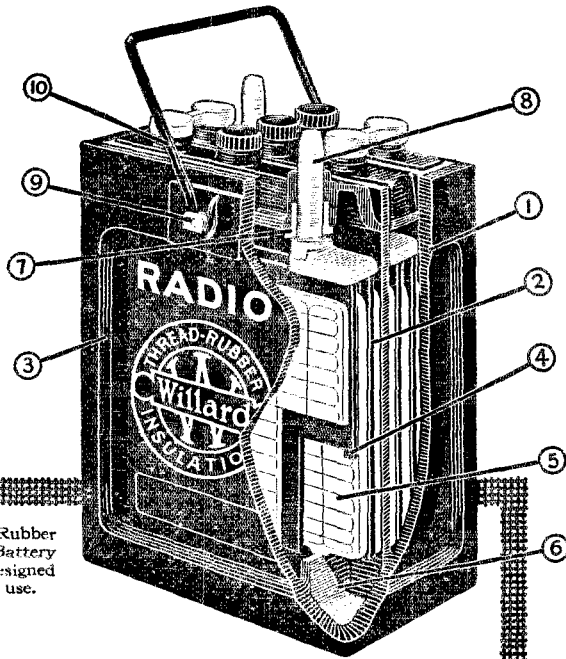
Our Condensers are all made with 4 1/2 inch diameter metal shield with terminal for ground connection. Rotary Plates cannot turn on post even should nut become loose. For panel mounting.

A-1	43 Plate	.001 Mfd. Capacity	\$4.75
A-2	23 Plate	.0005 Mfd. Capacity	\$3.75
A-3	13 Plate	.00025 Mfd. Capacity	\$2.75

SPECIAL DISCOUNT TO DEALERS AND JOBBERS

THE C. D. POTTER CO.

583-585 PACIFIC STREET, STAMFORD, CONN.



The Willard All-Rubber Radio "A" Battery (shown here) is designed especially for radio use.

Ten Reasons Why The Willard All-Rubber Radio "A" Battery is Better

These reasons, back of the success of this specially designed battery, are as definite as those responsible for the success of the Willard Threaded Rubber Battery, which is now standard original equipment on 195 makes of cars and trucks. Ask for particulars from your dealer or at the nearest Willard Battery Station.

The Willard Radio "B" Battery is a 24-volt rechargeable storage battery, with leak-proof glass jars and Threaded Rubber Insulation. Assures freedom from frying and hissing ground noises.

WILLARD STORAGE BATTERY CO.
Cleveland, Ohio

Made in Canada by the
Willard Storage Battery Company of Canada, Limited, Toronto, Ont.

Willard

THREAD-
RUBBER
BATTERY

1 The rubber case is made in one piece, thoroughly insulating the battery from cells to ground and from cell to cell, and effectively preventing all ground noises.

2 Plates are insulated with Threaded Rubber Insulation, which by reason of its uniformity allows every part of each plate to do an equal share of work.

3 Battery is shipped in absolutely Bone-Dry condition so that it is brand new when you get it.

4 Insulators are made with special heavy ribs to meet the special requirements of the radio battery.

5 Plates are extra heavy to provide current at steady voltage for considerable periods.

6 Sediment chambers are large to eliminate all possibility of short circuits at plate bottoms.

7 Posts are sealed by soft rubber gaskets, so that solution cannot seep out between post and cover.

8 Terminal posts are high to permit easy grip of battery clamps.


9 Brass knobs sunk into the sides of the rubber case provide a firm hold for the handle.

10 Handle made of a heavy rod furnishes easy means of carrying the battery.

THE THORDARSON AUDIO FREQUENCY AMPLIFYING TRANSFORMER

is now standard with many well known manufacturers
That should be sufficient guarantee that it is right

SHELL
TYPE



PRICE
\$4.50

Each transformer supplied fully mounted in an ingenious, nicked frame with substantial terminals mounted on a bakelite terminal board.


The terminal board is on the top, the only logical place for a terminal board. The transformer is wound with silk covered wire.

BACKED BY THE "GOLD MEDAL" LINE
PRICE, AS ILLUSTRATED \$4.50

Thordarson Electric Mfg. Co.

500 WEST HURON ST. COR. KINGSBURY,

CHICAGO



No. 100
Filament Rheostat
for Panel Mounting

**No Magnetic Material Used in its
Construction**

This new rheostat consists of a resistor of special non-corroding alloy inserted in a molded base of high insulating and heat resisting properties, — genuine Thermoplas. Each turn of the resistor is anchored firmly in place so that there is no chance for noisy or scratchy operation. All metal parts are nicked.

If you cannot obtain CRL Rheostats from your local dealer, send \$1.00 plus 10c for carriage.


List Price (East of the Rocky Mountains) \$1.00

Dealers and Manufacturers of Radio Equipment are invited to communicate with us.

Immediate shipments

Central Radio Laboratories
303 16th Street,
MILWAUKEE, WISCONSIN

NOVO "B" Batteries



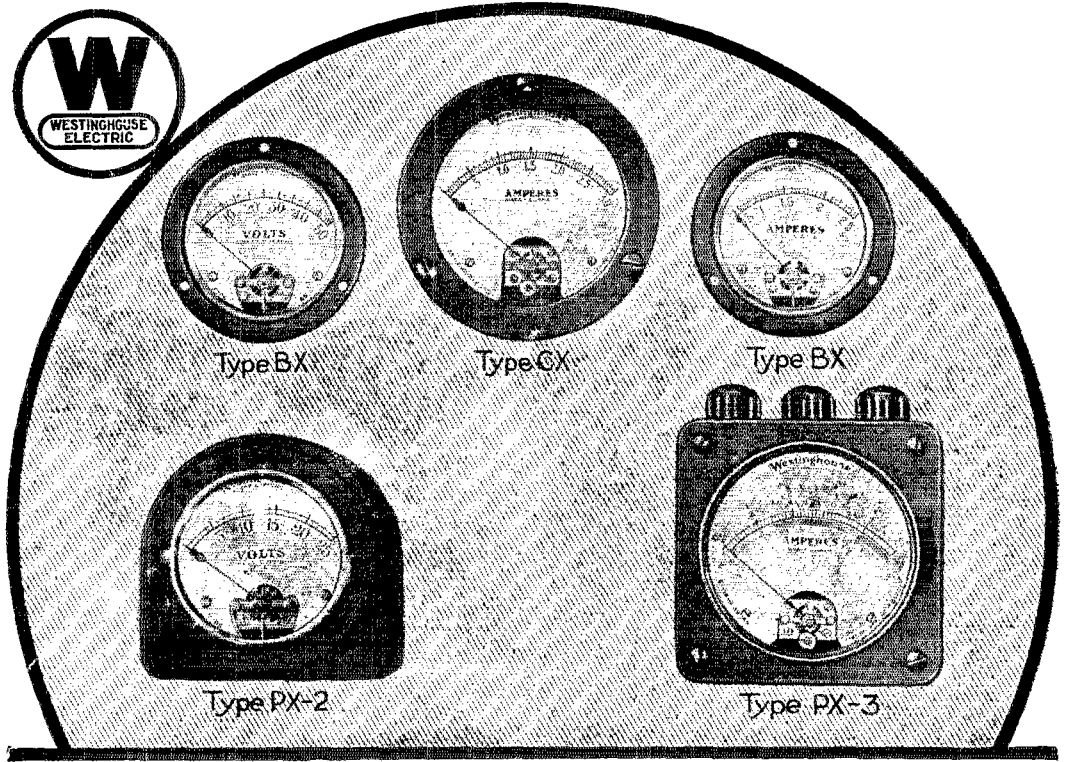
NOISELESS — DEPENDABLE —
GUARANTEED

All Standard Sizes — Plain and
Variable

22½-45 & 105 Volts

NOVO
MANUFACTURING CO.

424 W. 33rd St. 531 So. Dearborn St.
NEW YORK CHICAGO



EVERY RADIO SET

Should have its proper equipment of

Westinghouse Measuring Instruments

The D-C. Ammeter in the filament circuit indicates the current flowing through the filament, thus avoiding overloading. It prolongs the life of the filament, reducing expense. Also, it facilitates duplicating previous settings, irrespective of a change in battery voltage.

The D-C. Voltmeter gives a sure indication of the condition of the battery.

The Radio Frequency Ammeter tells at a glance the amount of electrical energy being radiated, thus showing the strength of the signals.

These instruments possess, to an unusual

degree, the qualities essential to satisfactory performance. The line is distinctive and harmonious. The important characteristics of readability, ruggedness, ease of maintenance and repair have been given careful consideration. These features are obtained by a refined design and precise construction, resulting in exceptional accuracy over long periods of service.

The Portable Types are of miniature size and are strictly high grade, accurate instruments. The cases are made of moulded composition, which is acid resisting, and of pleasing appearance.

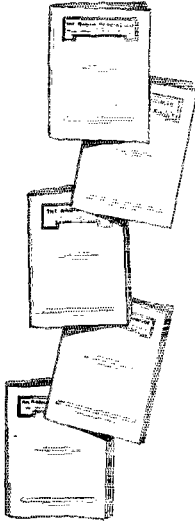
Write our nearest district office for a copy of folder #4471 which completes, describes, and lists these instruments.

Westinghouse Electric & Manufacturing Company
Newark Works, Newark, New Jersey

Westinghouse

ANNOUNCEMENT TO RADIO ENTHUSIASTS

The first authoritative, thorough, **USABLE** study of the absorbing subject of Radio Reception is now ready—given in five profusely illustrated Lecture Books in an entertaining, non-technical, easily-understood style by a foremost Radio Engineer, inventor and one of the "fathers" of radio telephony.



The Radio Reading Course of five Lecture Books with over 100 graphic drawings gives the correct technical data needed to intelligently deal with radio and to obtain the best results from radio apparatus. The Course very comprehensively treats every branch of the subject—theory, design, construction, operation and maintenance—in such a way that you cannot help but use the information to get a hundred-fold better results, more pleasure, and besides save large sums of money that you would needlessly spend in apparatus, parts, repairs, etc. It will easily save many times the price of the Course. The Course brings you the knowledge of the expert behind it. The important technical information it contains will give you an education in radio that it would take you

years to learn in radio research laboratories. And all in such an interesting way that it will be your chief recreation.

As against \$100 for other radio courses, The Radio Reading Course is moderately priced at \$10. Start the Course at once by mailing the attached coupon and \$10 postal money order or check. Student limitations are necessary so act at once.

RADIO COURSES, INC., Dept. A1
 15 East 40th Street, New York.
 Enclosed herewith \$10 postal money order (or check) for which send me five complete Lecture Books of the Radio Reading Course, first Book to be sent at once.

Name

Street

City..... State.....

QST de ANTHRACITE RADIO SHOP, P. O. Box 3, Scranton, Pa., successor to Shotton Radio Mfg. Co., of this city.

We wish to announce that we will carry at all times, a complete line of parts, as well as complete sets representing the leading manufacturers


Service - is our watchword.

A Trial will convince you.

Send 5c. for our catalog of Parts

ANTHRACITE RADIO SHOP, P. O. Box 3, Scranton, Penna.

THE 'LORAIN' COUPLER



—SPECIFICATIONS—

- Stator and Rotor Wound on Formica Tubes.
- Stator—60 Turns #22 D. S. C.—10 Taps
- Rotor—Either 30 Turns for Secondary or 60 Turns for Ticker #22 D. S. C. Specify When Ordering
- Frame—Heavy Aluminum Casting Supporting Both Stator & Rotor
- Shaft— $\frac{1}{8}$ " Brass—Runs true with panel—no wobble.
- Connections—Pigtail
- Price—Like Cut \$6.50
- Mounted on Formica Panel with Dial & Switch and Binding Posts, completely wired \$12.50.

LORAIN RADIO SUPPLY,

Lorain, Ohio


OUR POLICY

is to carry only the most efficient and satisfactory goods on the

American and European market.

The selection of our apparatus is made by experienced engineers who have been in the radio business for more than 20 consecutive years. We are, therefore, eminently qualified to select and offer reliable and high quality equipment.

A few representative lines follow:





Cutting & Washington Co. of N. Y.

A complete regenerative receiver and two step amplifier in a single, highly finished cabinet, very selective and sensitive. Designed by the engineers of a famous commercial wireless telegraph company\$125.00

Acme Apparatus Co., Boston

Detector and two step amplifier, \$45.00



Simplex Radio Co. of Phila.

Single unit panels, variometers, variocouplers, detectors, amplifiers. Appearance, efficiency and workmanship of the very best.

Distribution is made to dealers by mail or by our salesmen. Our men handle radio goods exclusively (not as a side line), and are therefore in a position to render valuable service to the dealer.

BEAUMONT RADIOPHONE CORP.

DISPLAY ROOMS,
1326 ARCH ST.,
PHILA.

WHOLESALE DEPT.,
319 ARCH ST.,
PHILA.

DISTRIBUTORS FOR

- Cutting & Washington Radio Corp.—Complete receivers.
- Acme Apparatus Co.—Transformers, panel sets, receivers.
- Simplex Radio Co.—Single unit panels.
- Western Electric Co.—Head sets, loud speakers.
- Electric Storage Battery Co.—Storage batteries.
- Weston Electrical Instrument Co.—Ammeters, voltmeters, etc.



EASTERN RADIO

INSTITUTE

899 BOYLSTON ST.
BOSTON, MASS.

Tel.
Back Bay
5 9 6 4



RADIO today is commanding the interest of more people than any other industry! Splendid opportunities are NOW available for those who are alive enough to see the possibilities. My fifteen years experience in Radio tells you that FORTUNES will be made within the next five years for those who train themselves now and take advantage of the present opportunities.

The EASTERN RADIO INSTITUTE is the OLDEST, LARGEST and BEST EQUIPPED Radio School in New England. THOUSANDS of satisfied graduates tell our story best!

Day and Evening classes. Start any Monday.

REMEMBER:—Our ORGANIZATION with YEARS OF PHENOMENAL EXPERIENCE and SUCCESS is behind EVERY man who enrolls!

"Ask any man in Radio—he will tell you!"

Our illustrated prospectus for the asking.

F. D. PITTS, Director.



Seamless Cells Make Better Wireless "B" Batteries

This distinctive feature of

Kwiklite

WIRELESS "B" BATTERIES

Guarantees Long Life, Noiseless Operation, High Capacity, No leaking joints.

Let us send you prices and tell you more about this wonderful battery.

THE USONA MFG. CO., INC.

ONE HUDSON STREET

TOLEDO, NEW YORK CITY, SAN FRANCISCO

Have You Tried PRACO SERVICE?

Hundreds of satisfied customers all over the country purchase from PITTSBURGH'S RADIO MAIL ORDER HOUSE.

A Two-cent stamp will bring our new price list to you.


DEALERS—Have you our discount schedule?

**PITTSBURGH RADIO &
APPLIANCE CO., Inc.**


Desk B

112 Diamond St., Pittsburgh, Pa.

Crystal or Vacuum Tube Detection with the same set



Model AR-1300



Model AA-1400

These two sets (radio receiver Model AR-1300 and Detector Amplifier Model AA-1400) meet the demand of the novice who wishes to start with a simple crystal detector and later to pass on to vacuum tube detection and amplification at minimum cost.

Radio receiver Model AR-1300 is a new tuner for the broadcast enthusiast. Used as a crystal detector it is a complete receiver. Used with Model AA-1400, here shown, the crystal detector is switched off and amplification is controlled by regeneration.

Detector Amplifier Model AA-1400 consists of a vacuum tube detector and two stages of audio-frequency ampli-

fication. It is especially adapted for use with receiver Model AR-1300 to increase the strength of broadcasted concerts. The individual filament control permits close regulation of the received energy. Distortion of broadcasted music is avoided by a special high-frequency resistance across the secondaries. Three telephone jacks insure ideal selectiveness ranging from simple tube detection to two stages of amplification.

PRICES (NOT INCLUDING ANTENNA, TUBES, AND BATTERIES)


Radio receiver Model AR-1300	\$50.00
Detector Amplifier Model AA-1400 . .	<u>75.00</u>
Total for Combination	\$125.00

See these New G. E. Products at Your Nearest Dealer

Radio  **Corporation**
of America

Sales Department, Suite 1803
233 Broadway, New York City

Chelsea No. 50 Amplifying Transformer



Was designed for use with the present day models of vacuum tubes, and when so used produces remarkable amplification, with minimum noise. It is well adapted for table mounting or may be panel mounted in any position. Its high efficiency together with its neat appearance and compactness, makes it a predominating feature in any radio receiving equipment.

Price as shown \$4.50
 Unmounted 3.75

Bulletins sent upon request

Purchase from your dealer. If he does not have it, send to us.

CHELSEA RADIO COMPANY

150 FIFTH STREET,

CHELSEA, MASS.

RAYMOND

RADIO

CORPORATION

Manufacturers To the Radio Industries

V. T. Sockets
 Rheostats
 (Plain And Vernier)
 Variable Condensers
 Etc.

Executive Offices:
 309 Lafayette St.,
 New York City
 Works:
 Farmingdale, L. I.

Control Panel Units
 Crystal Detector Sets
 Vacuum Tube Sets
 Storage B Batteries
 Etc.



YOUR SATISFACTION

is of prime importance to us, and we know that you will be satisfied with RADIOVOX Receiving Equipment

Reasonable in price. Highest in quality.

Scientific Engineering Association


817 MAIN STREET,

CINCINNATI, OHIO

C. E. ARMSTRONG

BOX 654, JACKSONVILLE, FLA.

Representative—South Carolina, Georgia, Alabama and Florida.



Rain Won't Injure Your Formica Panels!

FORMICA does not absorb moisture so its insulating quality is never affected by weather or even by soaking in water. It does not swell or shrink and never warps. The handsome high gloss finish does not deteriorate. It looks good for years—and is good!

Formica has been approved as Radio Insulation by the navy and the signal corps. It is by far the most widely used Radio insulating material.

Formica is easy to machine, and helps you do a workmanlike job on your panel. You can buy it cut to size for a standard Radio panel. All you need to do the work is a drill.

Dealers: We supply you with display cards for your store and Formica printed matter. We cut panels to size for you if you wish—and co-operate in every way possible. Extensions to our plant have just doubled our capacity.

The Formica Insulation Company
4620 Spring Grove Ave., Cincinnati, O.

SALES OFFICES

50 Church Street, New York, N. Y.
9 South Clinton Street, Chicago, Ill.
414 Finance Building, Cleveland, Ohio
1042 Granite Building, Rochester, N. Y.
415 Ohio Building, Toledo, Ohio.

423 First Avenue, Pittsburgh, Pa.
Sheldon Building, San Francisco, Cal.
932 Real Estate Trust Bldg., Philadelphia, Pa.
321 Title Building, Baltimore, Md.


FORMICA

Made from Anhydrous Redmanol Resins

SHEETS TUBES RODS

HORNE Short Wave Receiving Sets

Tuners, Detectors and Amplifiers



"NEPTUNE"

HM-1 Receiving Tuner

"SATURN"

HM-7 Detector-Amplifier

Other bright stars on the firmament of HORNE Products are the:

"JUPITER"—Combined Tuner and Detector

"VENUS"—Two-stage Amplifier.

"MARS"—Detector Tube Control Cabinet

The famous HORNE receiving sets are enclosed in highly polished, handsome ebony cabinets. Each unit attached by brightly nickeled connection bars. All battery terminals concealed. These magnificent receiving sets may also be obtained with cabinets covered in beautiful shades of close-grained leather—dark green, brown, deep blue and glossy black.

Distributed by leading New York and Boston Jobbers and the DeVeau-Bartling Co., Detroit; United Radio & Electric Co., Chicago; Hartzell Sales Co., Huntington, W. Va.; Carter Electric Co., Atlanta, Ga.; Atlantic Radio Sales Co., Dallas, Tex. and the O-B Radio Co., Omaha, Neb.



HORNE MANUFACTURING COMPANY

Executive Offices—30 Church Street, New York City
Two Factories in Jersey City, N. J.



We offer for the first time a special

CORRESPONDENCE COURSE in CITIZEN RADIO

giving complete non-technical instruction in fundamentals of Radio and practical explanation of "hook-ups" and a hundred details amateurs need to know.

Send 25c in stamps for first lesson

The surplus of experienced commercial operators being absorbed, our school is again in position to guarantee positions for graduates. Both land and sea jobs now open. Our school has most successful record. Send for catalog.

MASSACHUSETTS RADIO and TELEGRAPH SCHOOL, Inc.
18 Boylston St. Boston, Mass.

What You Want When You Want RADIO PRODUCTS

of

Acme	Tuska
Brach	American
Klosner	Eveready Works
Federal	DeForest
Riley-Klotz	Westinghouse
General Electric	Electric and Mfg.
(Tungar Rectifier)	Co. (Rectifier)
Thordarson	Western Electric
Adams-Morgan	Jefferson

We Are Distributors Only.

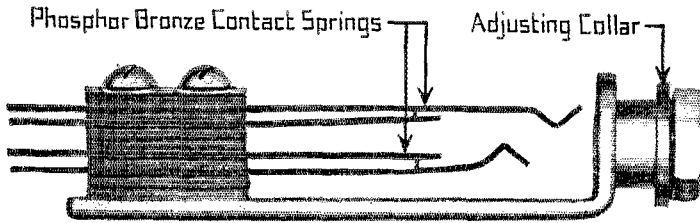
A highly satisfactory service for radio dealers. Good stocks of practically all the most important manufacturers. Immediate shipment made on all items. Write for catalog and list of liberal discounts. Test our service.

WHOLESALE RADIO EQUIPMENT CO.
22 William St. Newark, N. J.

Champion Radio Company


4446 WOODWARD AVENUE

DETROIT, MICH.



(Cuts Actual Sizes)

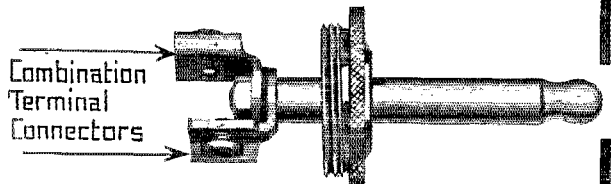
No. 10 Jack—Price \$1.00




(Cuts Actual Sizes)

No. 10 Plug

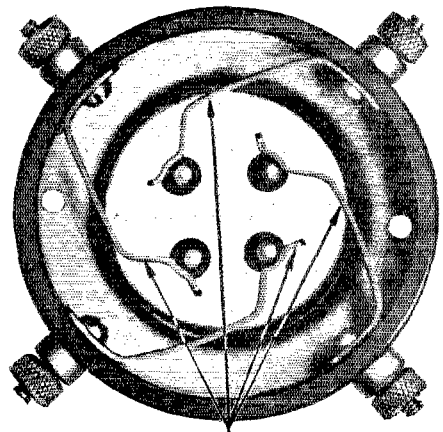
Price \$2.00



Combination Terminal Connectors will Accept Straight Tip, Horseshoe Tip or Wire



Side View



Phosphor Bronze Springs

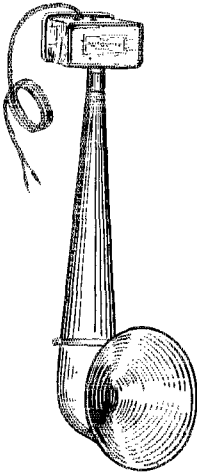
(Cuts Actual Sizes)

No. 10 Audion Socket, nickel finish, black base—Price \$1.00

IMMEDIATE DELIVERY. ATTRACTIVE DISCOUNTS TO JOBBERS

AUTOVOIX

Patented in U. S. and foreign countries



PRICE \$22.50
F.O.B. Baltimore, Md.

The AUTOVOIX is *more than a loud speaker*. It is an instrument that absolutely reproduces music and the voice with wonderful tone quality and volume, *without distortion*. Where purity of intonation, volume and mechanical excellence are required, the AUTOVOIX offers infinitely more than any other instrument of the loud speaking type.

The AUTOVOIX is *not* an experiment but an instrument adapted for radio work by the use of patents of the Magnaphone. The latter instrument has been in use in this country and abroad for years and used successfully for loud speaking purposes other than radio work.


The highest order of electrical and mechanical engineering and thousands of dollars are involved in bringing these patents to their present state of efficiency.

The AUTOVOIX is a power operating instrument and requires a minimum amount of current for the proper volume. One of the many economical features of the AUTOVOIX is that no *auxiliary batteries* are required in its operation.

THE AUTOVOIX COMPANY

1006 FIDELITY BUILDING,

BALTIMORE, MD.



Radio Frequency Transformers

Type RT-1, for the amateur and broadcasting range, 175-500 meters.
(Patent Pending)

\$6.00

Will work on all tubes.

The only completely shielded iron-core
R. F. Transformer



RASLA SALES CORPORATION

10 EAST 43d ST.,

NEW YORK CITY

National Distributors for Radio Service Laboratories, Inc.

The **O. W. L. WIRELESS LABORATORIES**

THE O.W.L. RHEOSTAT

Patents pending

An instrument of real Value, NO THERMO-ACTION resulting in distortion because all parts are made of the same resistance alloy throughout.

PRICE - - \$1.00

1012 Ogden Ave.,

New York City

DEL FELCO

Complete line of Amrad, Thordarson, Coto-Coil, Chelsea, Murdock, DeForest, Products. Complete installations a specialty.

DELANCEY FELCH & CO.

12 MEETING ST.


PAWTUCKET, R. I.

"Chi-Rad" Apparatus

New Storage "B" Battery

A real storage "B" Battery for your Radio Set at a price every Amateur and Experimenter can afford to pay. Can be used on receiving apparatus as source of plate potential on both Detector and Amplifier tubes. Ideal as source of energy on small Radio Telephones or C.W. Transmitters.

Simple and easy to re-charge from your lamp socket and will last for years with ordinary use.



Price per cell \$0.56
Add PP on $\frac{1}{2}$ lb.
per cell.

SPECIFICATIONS:

Cut shows cell one half natural size.

Voltage per cell 2 volts.

Pasted Plates—ready formed for initial charge.

High Ampere Hour capacity—will operate one detector tube 1000 hours with one charge.

Shipped dry with simple directions for preparing the electrolyte.

Mahogany Tray for holding ten cells \$1.00 extra


Dealers:—Get our discounts on this new Battery—your customers will want them!

REMOVAL NOTICE

About April 1st we will move to 415 South Dearborn Street where we will open a High-Grade Ground Floor Salesroom. With greatly increased space we will carry every make of good Radio Apparatus and will endeavor to have

"The Finest Radio Retail Salesroom in Chicago."

CHICAGO RADIO APPARATUS CO., Inc.
415 South Dearborn Street, Chicago, Ill.



RADIO-PHONE RECEIVING

A practical book for everybody

Nine of the country's most prominent radio authorities have combined to give you the benefit of their years of experience in the simplest manner possible.

HERE ARE THE AUTHORS!

John H. Morecroft,
Professor of E.E.
Columbia University

Louis A. Hazeltine,
Professor of E.E.
Stevens Institute

Michel L. Pupin,
Professor of Electro
Mechanics
Columbia University

Erich Hausmann
Professor of Electric
Communication
Polytechnic Institute of
Brooklyn

Alfred N. Goldsmith,
Director Research Dept.
Radio Corp. of America

Frank Canavaciol
Instructor in E.E.
Polytechnic Institute of
Brooklyn

Robert D. Gibson, E.E.
Research Laboratories of
American Telephone & Telegraph Company

Paul Hoernel, E.E.

John V. L. Hogan
Past President, Institute of Radio Engineers

THEIR BOOK

Covers the details that you want to know in a way that will hold your interest from cover to cover, and is fully illustrated. **Price \$1.50**

From your dealers or postpaid from

D. VAN NOSTRAND COMPANY


8 WARREN ST.,

Technical Publishers since 1848.

NEW YORK

R. F. AMPLIFIER TRANSFORMERS

MU-RAD



- TYPE T-11 for single or multi-stage\$6.00
 TYPE T-11a especially for second stage 6.50
 TYPE T-11b especially for third stage 7.00

At your dealers or direct from

MU-RAD LABORATORIES

Incorporated

ST. LOUIS, MO., ASBURY PARK, N. J.

Distributors West of Mississippi River,
THE BENWOOD CO., ST. LOUIS, MO.

- DETROITS' -

Leading Jobber!

We are marketing the Radio Materials of the old time Manufacturers who have made Radio what it is today.

Standard Radio Merchandise at correct prices


Detroit Electric Co.

113-115 E. Jefferson Ave.

DETROIT,

MICH.

"EXCLUSIVELY RADIO"



J-RAY UNASSEMBLED RECEIVING APPARATUS

Self Assembling Saves You 50 to 75 Per Cent.


JR-1. \$19.00 Unwound. \$23.00 With All Windings

We herewith present our new line of Radiophone Receivers, Vacuum Tube Detectors and Amplifiers, in knock-down or un assembled form.

Each set comes with all holes drilled, directions furnished, etc., making it a very simple and at the same time highly interesting and instructive process assembling the various parts. Each piece of apparatus mounts directly to the drilled Formica Panel, by means of the screws and nuts provided. Wire supplied for making connections.

- JR-1**—Unassembled Receiver. Consists of the following parts: Polished Oak Cabinet, 18½x7x7 inches, hinged top; 6 Binding Posts; Polished Formica Panel to fit (all holes drilled); 7 Contact Points; Grid and Plate Variometers and Variocoupler, complete ready to assemble; 3 J-Ray White Enameled Dials (not shown); 1 Switch Lever; 2 Stops; all necessary brass parts, screws, etc., for completely assembling the set with directions. Price (with winding form for stator windings) ..\$19.00
- JR-2**—Same as above, but with all Vario Windings in place.....\$23.00
- JR-3**—Unassembled Receiver with V. T. Detector and 1 Stage Amplifier, all in one cabinet. Consists of the complete set of parts for JR-2, plus 2 Crosley or J-Ray Sockets; 2 Fada Rheostats, 1 Amplifying Transformer, 1 Grid Condenser; extra Binding Posts; brass parts, etc., complete with directions. Extra holes provided in panel for mounting Rheostats and Sockets. Price.....\$33.00
- JR-4**—V. T. Detector and 1 Stage Amplifier. Consists of Stained Oak Cabinet, 9¼x7x5, hinged top; drilled Formica Panel to fit; 2 Sockets; 2 Rheostats; Grid Condenser; Amplifying Transformer; Binding Posts, etc.....\$16.50
- JR-5**—V.T. Detector and 2 Stage Amplifier. Same as JR-4, but with extra Tube Socket, Rheostat and Transformer.....\$22.50
- JR-6**—Two Stage Amplifier, without Detector.....\$20.00
- | | | | |
|-------------------------------------|--------|------------|--------|
| Receiver Cabinet only..... | \$5.50 | Panel..... | \$2.25 |
| Detector and Amplifier Cabinet..... | 2.85 | Panel..... | 1.15 |

J-RAY MFG. CO. 1618 CHESTNUT ST., ST. LOUIS, MO.
WRITE FOR BULLETINS




Storage Batteries

Designed Especially For

WIRELESS

"Cheapest in the long run"



KICO "B" BATTERY

The Kimley nickel iron type, alkaline storage "B" battery has long since passed the experimental stage, and the purchase of one will solve your "B" battery troubles for years to come. There can be no sulphating or buckling of the plates. They are not harmed by short circuits, over-charging or standing idle and will hold their charge one to two years when standing idle. Will last from three to six months on one charge when used in the detector plate circuit and can be recharged in two hours from alternating current with the rectifier furnished with each battery. Will give you a quieter running set and improve your receiving range. They are ideal in your amplifier circuit and also for C.W. transmission. Will give you one and one third volts variation and in addition to the above and many other special features they are very attractive in appearance, being assembled in neatly finished oak cabinets and there is no creeping of the salts or solution. Let us ship you one on a ninety day money back Guarantee so that you can prove the above for yourself. Our prices include rectifier, salts for solution and full directions, nothing else to procure but two quarts of distilled water. Plain batteries with clips for voltage regulation 22 volts \$5.50, 32 volts \$8.00, 48 volts \$10.00, 68 volts \$12.00. Batteries with hard rubber panels and switches for voltage regulation as per the above cut. 32 volts \$11.00, 48 volts \$13.00, 68 volts \$16.00. Circulars and a partial list of satisfied users furnished upon request.

KICO "A" BATTERY

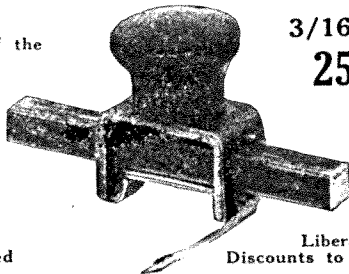
If you want "A" battery comfort, buy one of our Guaranteed KICO "A" storage batteries completely charged ready for use and furnished with rectifier to charge from alternating current at the following prices 6 volt \$19.00, 8 volt \$22.00, 10 volt \$25.00 all 60 ampere hours and will give years of service without having to send out to be recharged.

Circulars furnished upon request.

KIMLEY ELECTRIC CO., 290 Winslow Ave., Buffalo, N. Y.

The ESSEX Slider

One of the
ESSEX
Line



3/16 Inch
25c
Each

Solid
Brass
Polished

Liberal
Discounts to Dealers

Sturdy, well made and attractively finished. Guaranteed to give complete satisfaction. Ask your dealer for the "Essex". If he can't supply you send us your order. Ask for catalog of Essex Radio Products.

Other ESSEX Products

Tuning Coils, Double Slider
Good as loading coils \$3.00.
Mounted Crystals, 25c.
Fixed Condensers .001 MFD. 70c.
Crystal Detectors, \$1.50
8" x 8 3/4" Square Rods 20c.
Aerial Wire, Lightning Arresters, Insulators, etc.

Mail Orders Shipped Promptly

ESSEX MFG. CO.
118 MULBERRY ST., NEWARK, N. J.

Radio Head Phones

World's Largest Distributors

of

Radio Head Pieces




We represent 30 manufacturers, showing 75 types and designs, priced from \$5.00 to \$15.00. Following is a partial list of manufacturers:

Manhattan Cory
Thompson — Levering
Frost-Fones Everett
American — Electric
Connecticut Leich
Western — Electric
Dictagraph Elmwood
Holtzer-Cabot

Phones on hand for immediate shipment. Ask us for the phone you want. *Special*—100-ohm single receivers made by old reliable telephone maker. List—\$2.50. *Agents Wanted Everywhere.* Get literature and discount sheet.

B. E. Polczynski & Co.
66 Capitol Bldg., 1550 Broadway
Detroit, Michigan U. S. A.

CONDENSERS



- 3 Plate.....\$2.25
- 11 Plate..... 3.25
- 23 Plate..... 4.00
- 43 Plate..... 4.75

Add 75c to above list for condenser with dial.

CAPACITY

- 3 Plate vernier.....00004
- 11 Plate.....00025
- 23 Plate.....00005
- 41 Plate.....001

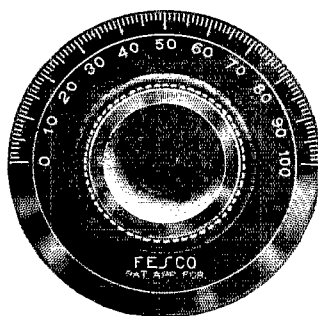
Each condenser is equipped with ground shield which eliminates all hand capacity losses. No accumulated error due to poorly cut spacing washers.

BAKELITE

DIALS

BAKELITE

Furnished in either 3/16 or 1/4 inch shaft sizes. 3" outside diameter with large and clear numerals. 0-100 degrees.
Price\$1.10



This dial is made of genuine bakelite and is guaranteed not to warp. The knob is knurled to prevent slipping of fingers.
Price\$1.10

STERN & COMPANY, Inc.

308 Asylum St.,

Hartford, Conn.

Catalog 10c.

F E S C O

Dealers Propositions
Entertained

RHAMSTINE ★ PRODUCTS

May be purchased with assurance that they will give complete satisfaction. Each is guaranteed to do so.

Go To Any Good Dealer in Radio Supplies and Purchase

Definite evidence of their superiority is revealed in the knowledge that Rhamstine* design has been imitated; but Rhamstine* craftsmanship has not been equalled.

Folder showing the Rhamstine line of Radio products will be sent on request.*

THE GENUINE RHAMSTINE★ PRODUCTS


Plugs and Jacks
Amplifying Transformers
V. T. Sockets
V. T. Batteries
The Adapt-O-Phone
Modulation Transformers

Manufactured By

J. THOS. RHAMSTINE ★
2152 E. LARNED STREET, DETROIT, MICHIGAN

*Maker of Radio Products

Bridgeport Storage Batteries



**A Special Battery for Radio Work
Guaranteed for One Year**

6 Volts 40 A. H. \$10.00

6 Volts 60 A. H. \$12.00

Bridgeport Storage Battery Co.

235 Remington Street

Bridgeport Conn.

REX GALENA CRYSTALS

Direct from Mine of Highest Grade
Galena Produced

We select crystals which are most quickly and acutely alive to impressions.

12c and 25c Sizes

Manufacturers and Dealers, get our Special Discounts

Demand the REX Galena Crystal. Once used, always used. Your orders filled promptly


**EMPIRE ELECTRIC MACHINERY
COMPANY**

401 Pennsylvania Ave., Joplin, Mo.

"SUPERIOR" RECEIVING SET

\$4.75

In Cabinet complete
as shown



Guaranteed to bring in signals as loud or louder than any other crystal set made, regardless of price. We will prove this to your satisfaction or refund your money.


Parts For "SUPERIOR" set ready for assembling \$3.25

GENUINE "STEINMETZ" TESTED GALENA. Absolutely the most sensitive that can be had. In sealed tin box, 15c.

At four dealers or
STEINMETZ WIRELESS MFG. CO.
5706 Penn Avenue, Pittsburgh, Pa.

Signal is Not "Side-Line"

Wireless Apparatus



In the days of rapid Radio development, many companies, with an eye to the "easy markets" have brought out Radio equipment as a sort of "side-line".

"Side-Line" apparatus is the kind to "side-step," if you want to take pride in your outfit and you are building for permanency.


Whether you are in Radio for profit, or pleasure, it is good to know that

SIGNAL WIRELESS APPARATUS

is manufactured according to best commercial and government standards—by a company specializing in Radio equipment. SIGNAL Wireless Apparatus has been developed by Signal Radio experts in Signal Laboratories—and is *built for business.*

SIGNAL BACK MOUNTED VARIABLE CONDENSER

You can drop Signal Condensers, No. 76 & 77, to the floor from a considerable height without damaging plates or spoiling adjustment. They are rigidly built. Instead of using aluminum but .015" in thickness for the plates, as is usual with ordinary amateur construction, Signal plates are .026" thick.



Cut Out and Mail Coupon Now

New Signal Wireless Bulletins describing Signal Wireless Apparatus are free for the asking. Simply fill in and mail this request-coupon.

SIGNAL ELECTRIC MANUFACTURING COMPANY

Menominee, Michigan

COUPON

Send me the new Signal Wireless Bulletin W.

Name


Company

City

State

TUSKA

**Type
224**

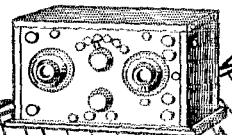


**Price
\$35.00**


Tuska Regenerative Tuner—ready for Tube, Phones, and Battery. The ideal outfit for expert or beginner. Two knobs: one for wave length; the other for amplifying. Type 224 has stood the test of public trial.

Send 5c. for New Tuska Catalog No. 3.

THE C. D. TUSKA CO.
38 HOADLEY PLACE, HARTFORD, CONN.



Bradleystat
REGISTERED U. S. PAT. OFF.
PERFECT FILAMENT CONTROL



PRICE — \$1.85
at radio dealers
Postage 10c extra

“A Wonderful Improvement”

writes a Bradleystat user

“Replaced my wire-wound filament rheostat with a Bradleystat and now get absolutely smooth control without frying or steps.”

Write us. We have a valuable bulletin. It describes the latest improvement in bulb filament control.

Allen-Bradley Co.

Electric Controlling Apparatus
277 Greenfield Av., Milwaukee, Wis.

**SEND YOUR
ORDERS TO**

MISSOURI RADIO SUPPLY

“Service Original”


**A COMPLETE STOCK
TO SERVE
EVERYBODY IN RADIO**

**MISSOURI RADIO
SUPPLY COMPANY**

**4623 MARYLAND AVE.,
ST. LOUIS, MO.**

“Read 'Em” Binding Posts

“Radio’s Greatest Convenience”



17 Styles—Packed in Cartons 25 to 50 Each Style

Antenna
Tickler
Secondary
A-Battery—
A-Battery+
Variable Condenser

Ground
Plate
Phones
Grid
B-Battery—

Condenser
Detector
Primary
Filament
B-Battery+

A Positive and B Negative Battery Posts

QUALITY

The quality built into every post is consistent with the high Marshall-Gerken standard. “Read-Em” binding posts are a distinct aid to correct hook-up and add materially to the appearance and efficiency of any set. They are standard with discriminating users.

Complete Post and Knob 15c each

Ask for “Read 'Ems” at Your Dealers

The Marshall-Gerken Co.

Quality **RADIO** Products

MANUFACTURERS—DISTRIBUTORS
Toledo, Ohio, U. S. A.

WHITALL ELECTRIC CO., WESTERLY, R. I.

IMMEDIATE DELIVERY


Clapp-Eastham HR and HZ sets in the new mahogany cabinets list \$40.00 each LIST

Clapp-Eastham Variometers with dial	\$6.50
Clapp-Eastham HRF Sets 175-600 meters	35.00
Clapp-Eastham HRA one stage amplifiers	15.50
Federal Telephones Type 2200 Ohms	8.00
King Amp-li-tones	12.00
Electrose Insulators, all types	
WECO All Moulded Bakelite Sockets	.75
WECO Rheostat Dials, latest production, 1/4" shaft	.90
WECO 3" Dial for variometers, etc., 3/8 or 1/2" shaft	1.00
Electrose Dials Type S, 1/4" shaft	1.50
New style Antenna Wire, 16 strand braided cable, will greatly increase both receiving and transmitting range, has very large conducting surface, per C.	2.50
ACE Batteries, any style	
BRACH Lightning Arresters, inside type	2.50
Western Electric Telephones	12.00
Paragon Sockets Type No. 50	1.00

We are distributors for Radio Corporation, Clapp-Eastham, Federal, Ace, Remler, Baldwin, Chelsea, Conn. Tel. & Elect. Co., Eveready, Witherbee, DeForest, Electrose, General Radio, Frost, Murdock, General Apparatus, Wireless Press, Consolidated Call Book Company, King Amp-li-tone and many others.

Dealers write for discounts on above material, and our catalogs.


QUALITY



SERVICE

"YOU WILL LIKE TRADING WITH US"

If QUALITY counts, bear in mind that ACE equipment speaks for itself. An Ace type TRU Concert Receiver can be placed in your parlor, and is in a class with your piano or finest phonograph.



Licensed under Armstrong Patent No. 1,113,149

For electrical efficiency we claim our TRU to be equal or superior to any similar equipment now on the market.

A very important point to be considered in purchasing a Concert Receiver is the proposed change of wave lengths of broadcasting stations. The majority of Radio receivers now on the market would be worthless should this change be effected. Our receiver is arranged for immediate adaption to this change by even a most inexperienced person.

Better investigate—we have literature for the asking.

THE PRECISION EQUIPMENT CO.
2437-39 Gilbert Ave., Cincinnati, Ohio

IN DETROIT

The Radio Center

THE SAY "NATIONAL!"

for

Transmitting and Receiving
Equipment

DISTRIBUTORS

A complete stock of high-grade
Radio sets and Radio Equipment

PANELS MACHINE CUT TO SIZE

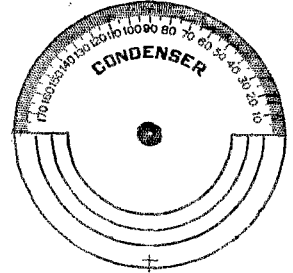
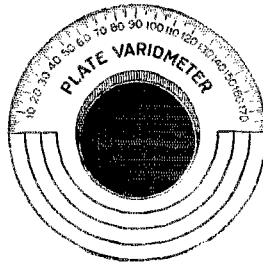
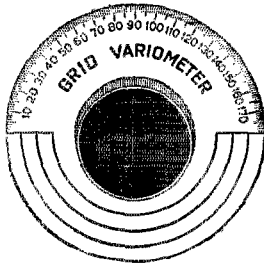
Mail Orders Filled Promptly and Accurately

A 20% deposit required on every
order. Satisfactory service assured.
Write today!


Every consideration given to dealers.

NATIONAL Electric Supply
and Fixture Co.
1338 Broadway, DETROIT, MICH.

"Nationally Known for Radio"



The dials here illustrated are of German Silver, made according to Government Specifications. Anti-capacity type, illustrations $\frac{1}{2}$ actual size.



Variocoupler Dial.....	\$1.20
Grid Variometer Dial.....	1.40
Plate Variometer Dial.....	1.40
Condenser Dial.....	1.20
Condenser Dial, without knob.....	0.90


BAKELITE

Genuine XX Bakelite, all sizes and widths, cut according to your requirements.....**\$2.25** per lb.
Cabinets 6x6x12**\$2.50** up


Aetaco Inductance Coil Mounting

The AETACO 3 Coil Inductance Coil Mounting is manufactured from Genuine XX Bakelite—not moulded. Consists of three Bakelite standard plugs held in place by Bakelite frame. Plugs mounted on bearings allows for changing coupler between coils. All metal parts nickel plated. Connecting wire soldered on rear of plugs makes connection easy. Shipping wt. 1 lb.

PRICE**\$5.00**



New Model Aetaco Crystal Detector



The AETACO new model Crystal Detector is mounted on Genuine Bakelite XX Grade base—not moulded. Double rubber tip binding posts. Supplied with a super-sensitive mounted galena crystal. Over-all dimensions of detector $2\frac{1}{2}$ "x2"x2". Net wt. $\frac{1}{4}$ lb. Shipping wt. $\frac{1}{2}$ lb.

PRICE**\$2.00**

Write For Catalog!

American Electro Technical Appliance Co.

227-229-235 FULTON STREET,

NEW YORK CITY

DEALERS GET SPECIAL PROPOSITION

Send to KLAUS—"Radio Headquarters" for special discount lists and bulletins on apparatus and equipment. Our service department offers dealers assistance and advice on radio problems. We distribute "tested" apparatus. We know the equipment we send you is right. We want all Agents and Dealers to get our special proposition on the best lines of apparatus made.

Get our Prices on these lines of apparatus

Acme
Adams-Morgan
Baldwin
Brandes
Westinghouse

Clapp-Eastham
DeForest
Jewell
Federal
Radio Corporation

Grebe
Moorhead
Murdeck
Pasent

Write today to---



KLAUS RADIO CO.

Dept. 100

Eureka,

Illinois

FIRST TESTED THEN SOLD



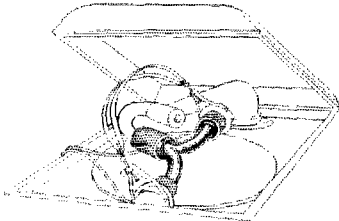
PHONOTACH

Makes Your Phonograph a
Radio Loud Speaker

(Trade Mark)

IT SPEAKS FOR ITSELF

Adjust It in a Minute



Patent Applied For
A NEW AND BETTER LOUD SPEAKER
at a very low cost

The PHONOTACH connects the receivers with the tone arm of your phonograph. Utilizes the scientifically designed tone amplifier of the talking machine to secure mellowness and beauty of tone in Musical and talking programs received over radio apparatus.

PRICE—\$3.00

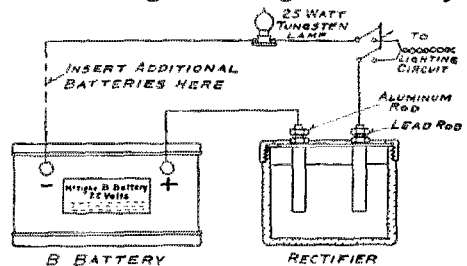
Send for one to-day.

W. A. MILLS

103 Park Ave., New York, N. Y.

At your dealer or by mail

The McTighe Storage B Battery



The McTighe Storage "B" Battery is of the alkaline type, is the most satisfactory source of plate potential, and can be charged from your lighting circuit for less than one cent. Can also be charged from farm lighting systems.

In ordinary service a one hour charge will last for several weeks.

The Battery is furnished in a 24 volt unit in an attractive case.

It is noiseless, and cannot be injured by accidental short circuit, overcharging or by standing idle.

Descriptive Leaflet on request

PRICES

Battery	\$4.00
Rectifier	1.50
Rubber Filler25

F. O. B. Irwin, Pa.

ECONOMIC APPLIANCE COMPANY

Successor to

McTIGHE BATTERY COMPANY
Irwin, Pa.

May 1, 1922

Warning to Patent Infringers

Various types of crystal detectors, renewals thereof, and crystal detector radiophone receiving sets now being offered for sale employ the inventions of one or several of the following United States patents (commonly referred to as the Pickard patents) the property of the Wireless Specialty Apparatus Company.

836,531	904,222	924,827
886,154	912,613	1,104,073
888,191	912,726	1,137,714
13,798 (reissue of 877,451)	963,173	1,225,852
933,263	1,104,065	1,257,526
1,213,250	1,118,228	1,136,044
1,136,045	1,136,046	1,136,047

The above patents cover, among other things, the most efficient circuit arrangement of apparatus commonly used in crystal detector radiophone sets, various kinds of crystal members, means for mounting the crystals and holding the mounting, special forms of contacting conductors for the crystals, and mechanism permitting the user's selection of contact points of the contacting conductor on the crystals.

Authorized crystal detectors now are available through the distributors of the Wireless Specialty Apparatus Company, also renewals therefore, and complete crystal detector radiophone receiving sets, all in large quantities, which are sold under the various above-mentioned patents.

The Wireless Specialty Apparatus Company purposes to prosecute, vigorously, all infringers of its patents, and therefore, those manufacturers, distributors, jobbers and dealers who have not been authorized as yet are warned to cease the manufacture or the sale or distribution of crystal detectors, renewals thereof, or crystal detector radiophone receiving sets or any other radio devices which infringe these patents.

Unauthorized distributing or selling, wholly independent of manufacturing, is just as much an infringement as the manufacturing itself, and any seller is separately liable to suits for accounting for damages or profits in addition to injunction.

For their own protection, the distributors, jobbers and dealers who yet may be offering for sale unauthorized crystal detectors, renewals thereof, or complete crystal detector radiophone receiving sets, should demand a guarantee from the manufacturer from whom they purchase radio equipment holding them harmless in case of damage suits arising through their distribution and sale of radio apparatus which infringes the above-mentioned patents.

Crystal detectors, renewals thereof, or crystal detector radiophone receiving sets made and sold with the authorization of the Wireless Specialty Apparatus Company can be readily identified by the data of the above patents and restriction notices prominently marked on the apparatus.

Wireless Specialty Apparatus Company

BOSTON, MASS.

Established 1907

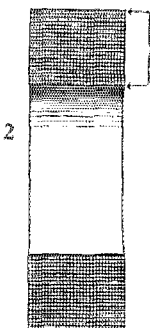
U.S.A.

GIBLIN REMLER

A NEW COIL DEVELOPMENT




Assume that the above single layer coil consists of 1000 turns and that the capacity between turns is Y . Then $1000 Y$ is the total self capacity of this inductance.



20 layers high
50 turns per layer
 $20 \times 50 = 1000$ turns


Reduce the length of coil 1 by winding a multi-layer compact inductance of 1000 turns (20 layers of 50 turns). The inductance will be greater than coil 1 due to the greater mean diameter of the turns. The capacity between turns is still Y , but an additional capacity between layers equal to $50 \times Y$ (the mean of the number of turns in each two layers) has been added. This increase in internal capacity makes the coil unsuited for use as an inductance.



The capacity between layers and between turns is reduced by spacing, but this results in a loss of inductance.



Maximum inductance is obtained by winding the turns close together. This is the method used in the new Giblin-Remler Inductance, combined with a new method of separating the layers.



GIBLIN'S NEWEST AND GREATEST DEVELOPMENT OF A COMPACT INDUCTANCE COIL

Thomas P. Giblin, originator of the Honeycomb and Duo-Lateral Coils has been working for years to produce an even more efficient inductance coil. Success has at last been achieved in the Giblin-Remler Inductance Coil.


REMLER RADIO MFG.

248 FIRST STREET, SAN FRANCISCO, CAL.


E. T. Cunningham, General Manager

INDUCTANCE COILS

INTERCHANGEABLE WITH ALL COIL MOUNTINGS



Made by an entirely new process, Giblin-Remler Inductance Coils are infinitely more effective in operation and superior in workmanship to any coil on the market today. Its performance for concentrated inductance cannot be approached—it is equally efficient on all wave lengths. The self capacity of the new Giblin-Remler Inductance is far less than any previous compact



In the new Giblin-Remler Coil Cotton Yarn is wound into the form of a lattice and simultaneously the wire is wound into the coil in parallel turns. The cotton yarn separates the layers of wire with cotton and air cells. The air cells are extremely important in reducing the high frequency resistance. This method of winding gives maximum copper space and insulation space in a given volume. The insulation between layers is greatest at the points of maximum potential difference.

inductance—this low self capacity gives selectivity and sharp tuning for a given coil. This is especially advantageous to the amateur who usually has an antenna of low capacity. The high frequency resistance is lower than any previous type.

Giblin-Remler Inductance Coils are patentable—they are manufactured by patented machinery. You can purchase them from any authorized Remler Dealer.

Type and Number of Turns, Mounted	Price, Mounted	Type and Number of Turns, Unmounted	Price, Unmounted	Inductance in Milli-henrys at 1000 cycles Accuracy 1/2 %	Natural Wave Length in Meters, Accuracy 1/2 %	Distributed Capacity, in micro-micro-farads, Accuracy 1 %	Wave Length Range in Meters using Condenser of .001 max. and .00004 mfd. min.		High Frequency Resistance in Ohms at Wave Length shown.			
							Min.	Max.	200	500	1000	2000
RG 20M 1.50		RG 20U .70	.030	39	14.3	63	334		1.1			
RG 25M 1.50		RG 25U .70	.041	47	15.2	75	389		1.5			
RG 35M 1.50		RG 35U .70	.083	87	25.4	128	550		3.5			
RG 50M 1.60		RG 50U .80	.169	114	21.6	185	785		8.8	4.4		
RG 75M 1.65		RG 75U .85	.377	163	19.8	266	1170		28.3	12.1		6.2
RG 166M 1.70		RG 100U .90	.666	217	19.9	358	1550		30.3	26.8		12.6
								1000	2000	5000	10000	
RG 156M 1.75		RG 150U .95	1.503	281	14.8	512	2320	69.8	23.8	7.1		
RG 206M 1.80		RG 200U 1.00	2.68	374	14.7	690	3110		50.6	12.5		
RG 250M 1.90		RG 250U 1.10	4.20	424	12.1	860	3880		87.5	19.9		
RG 300M 2.00		RG 300U 1.20	6.11	494	11.2	1030	4680		141	29.3	13.8	
RG 400M 2.10		RG 400U 1.30	11.04	618	9.7	1380	6300			54.6	22.3	
RG 500M 2.30		RG 500U 1.50	17.50	747	9.0	1730	7900			93.1	34.9	
								2000	5000	10000	20000	
RG 600M 2.40		RG 600U 1.60	29.2	1024	10.1	2260	10250		111	43.8		
RG 750M 2.65		RG 750U 1.85	39.0	1249	11.3	2660	11850			64		
RG1006M 3.40		RG1000U 2.50	71.6	1620	10.3	3570	16000			123		
RG1250M 3.80		RG1250U 2.90	108.0	1930	9.7	4380	19700					
RG1500M 4.40		RG1500U 3.50	159.8	2300	9.3	5300	23800					

These lists have been made by Robert F. Field of Cruft High Tension Electrical Laboratory, Harvard University, Cambridge, Mass.

Order Giblin-Remler Inductance Coils at once from your nearest dealer—or send direct to us. Learn how remarkably they will improve the performance of your set.

COMPANY

154 W. LAKE ST.,
CHICAGO, ILL.
Apparatus That
Radiates Quality

THE NEW REMLER COIL MOUNTING

SIMPLE TO MOUNT. TIGHTENING BAND BUILT INTO MOUNTING. ELIMINATES FIBER BAND. MOLDED BAKELITE. INTERCHANGEABLY USED WITH REMLER COIL AND PANEL TYPE PLUGS.


The plug terminal is slotted twice at right angles, insuring smooth, easy plugging

The tightening band is nickel plated. Three holes provide the necessary adjustment and prevent any slipping.

The plug is molded bakelite, buffed finish. The contour is shaped to the coil.

The solder terminals are countersunk, eliminating possible injury to coil winding.

The slot in the tightening band holds the pressure plates in alignment.



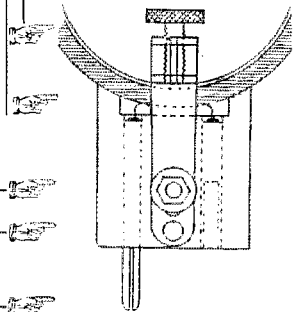
The plug and jack terminals are interchangeable with all standard plug and panel mountings.

The tightening band is securely held to the plug

The lower plate absorbs the pressure on the coil

The upper plate applies tension to the tightening band parallel to the sides of the coil

A turn of the thumb screw separates the pressure plates and securely clamps the coil to the plug



This new Remler Coil Mounting with its improved and original features is built especially for the new Giblin-Remler Coils. The plug can be used interchangeably with all Remler coil and panel type plugs.

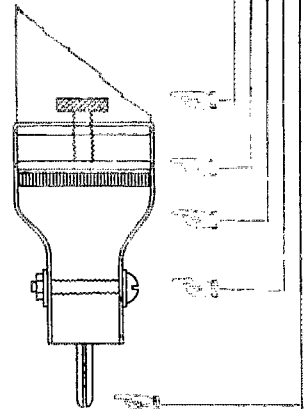
The metal tightening band—an important Remler feature—eliminates the annoying fibre band and assures perfect tightness at all times. By simply turning the thumb screw the coil is rigidly fastened to the coil contour of the bakelite plug. There is no fibre band to become damp and stretch or to loosen the coil from its mounting.

Built complete by Remler, every operation is checked to insure a smooth working, simple operated plug—a plug with a Remler Guarantee.

PRICE

No. 48—20 to 750 turn coils 70c
No. 49—1000 to 1500 turn coils 80c

Amateurs:—Write for catalogue and name of nearest Remler Dealer.



REMLER RADIO MFG. COMPANY

248 First St.,
San Francisco, Calif.

E. T. CUNNINGHAM,
General Manager

154 W. Lake St.,
Chicago, Ill.

Radio panels

and radio parts

Start right. The panel is the very foundation of your set. High volume and surface resistance are essential factors. Make sure that you get them in both the panel and parts that you purchase. To make doubly certain look for the dealer displaying this sign

CONDENSITE CELORON Radio Panel Service

Condensite Celoron Grade 10—approved by the Navy Department Bureau of Engineering—is a strong, handsome, waterproof material, high in resistivity and dielectric strength. It machines easily, engraves without feathering and is particularly desirable for panels. It is also widely used for making many other important radio parts such as tube bases, platform mountings, variable condenser ends, tubes for coil windings, bases, dials, knobs, bushings, etc. We are prepared to make these various parts to your own specifications.


Where economy is a factor we can supply panels of Vulcanized Fibre Veneer made of hard grey fibre veneered, both sides with a waterproof, phenolic condensation product. This material has a hard, smooth, jet-black surface, machines and engraves readily and will give excellent service where very high voltages at radio frequencies are not involved.

Shielded plates (patent applied for) are made with a concealed wire shield. This shield, when properly grounded, effectively neutralizes all howl and detuning effects caused by body capacities.

Send today for our Radio Panel Guide

Are you an enthusiast? This Guide describes our panels in detail—gives tests—and tells just how much the panel you want will cost.

Are you a Radio Dealer? Let us tell you how easily and profitably Celoron Radio Panel Service enables you to supply your customers with panels machined and engraved to their specifications. Write today for our Dealer's Proposition covering panels, dials, knobs and tubes.



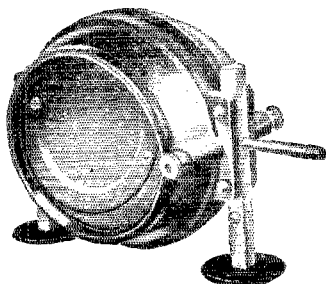
Diamond State Fibre Company
Bridgeport (near Philadelphia), Pa.
Branch Factory and Warehouse, Chicago.

Offices in principal cities


In Canada: **Diamond State Fibre Company of Canada, Ltd., Toronto.**

ATWATER KENT

RADIO APPARATUS



VARIOMETER



TRANSFORMER

These Variometers and Transformers have been developed in the research laboratory of the Atwater Kent Manufacturing Company. Twenty years' experience in the manufacture of electrical instruments of accuracy and precision, assures the highest possible standard of quality and performance in these sets.

Manufactured complete in our plant, from the moulding of the condensite forms to the winding of the fine wire coils.

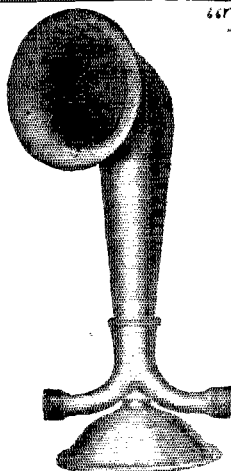
Correspondence solicited.

ATWATER KENT MANUFACTURING COMPANY

4945 STENTON AVENUE,

RADIO DEPARTMENT

PHILADELPHIA, PA.



"The Bridgeport"

"The Horn of Pure Tone"

\$8.00

A
LOUD SPEAKER
MADE
ENTIRELY
OF
PURE CAST
ALUMINUM

THE
ONLY
LOUD SPEAKER
ELIMINATING
ALL
SHEET METAL
PARTS

BRIDGEPORT HORNS give maximum of amplification.


BRIDGEPORT HORNS reproduce without distortion. BRIDGEPORT HORNS can be turned in any direction without moving base.

BRIDGEPORT HORN AND BELL cast in one piece. BRIDGEPORT HORNS equipped with special receiver protector.

BRIDGEPORT HORNS FINISHED IN DULL BLACK RUBBERIZED FINISH.

Height 17 1/4" Dia. of Bell 6"
Delivered in U. S. on receipt of price and 50 cents postage.

Manufactured by
THE MONUMENTAL BRONZE COMPANY
Radio Dept. Bridgeport, Conn.
ATTRACTIVE PROPOSITION TO DEALERS



Brach Vacuum Lightning Arresters

FOR RADIO PROTECTION

Most sensitive, most positive safeguard against lightning and static.

Operate automatically, cannot become grounded, nor clogged with dirt.

No weak or lost signals.

Approved by

National Board of Fire Underwriters

Electrical No. 3962

On Sale By Leading Dealers

L. S. BRACH MFG. CO.
NEWARK, N. J.

16 Years Specialists in Lightning Protective Apparatus

RADIO APPARATUS

Distributors of Reliable Radio Apparatus to Schools, Colleges, Radio Clubs and Experimenters all over the World!

"PITTSKO"

Specializing on "RADIO CORPORATION'S" Products



"PITTSKO"

Now has three Stores. Send us your orders!

The present tremendous demand for Radio Apparatus has practically made it impossible for us to render our usual SERVICE. Reasonably prompt delivery, however, can be made on the items listed

AMPLIFYING TRANSFORMERS

No. P-1 General Radio, semi-mounted	5.00
No. 50 Chelsea, semi-mounted	4.50
No. A-2 Acme, semi-mounted	5.00

ANTENNA WIRE

"Pittsco" #14 hard drawn copper, (80 ft. per lb.) per lb.	.40
500 ft. (Special value)	2.25
"Pittsco" 7 strand #22 tinned copper, per ft.	0.01
500 ft.	4.00
1000 ft.	7.50
"Pittsco" 7 strand #20 Phosphor bronze per ft.	0.02
500 ft.	7.50

ANTENNA INSULATORS

No. P-1 Electroze Ball insulator	.35
No. P-2 Electroze 4 inch strain insulator	.45
No. P-3 Electroze 10 inch strain insulator	.75

"A" BATTERIES (Storage Batteries)

Yale 6 volt 60 Ampere-hours	18.00
Yale 6 volt 80 Ampere-hour	21.00
Yale 6 volt 100 Ampere-hour	25.00
Note—These batteries are shipped carefully crated and fully charged ready for use.	

"A" BATTERY RECTIFIERS

No. P-1 Tungar, 5 ampere type, complete with bulb	28.00
No. P-2 Tungar, 2 ampere type, complete with bulb	18.00
No. P-3 F. F. Battery Booster, 5 ampere type	15.00

"B" BATTERIES

No. 763 Eveready, 22.5 Volt, small size	1.75
No. 766 Eveready, 22.5 Volt, large size 16 1/4 to 22 1/2 Volts	3.00
No. 774 Eveready, 43 Volt, large size Variable	5.00

CRYSTAL RECEIVING SETS

Aeriola Jr., Westinghouse, complete with telephones	25.00
Everyman DeForest, complete with telephones	25.00

CONDENSERS (Variable)

No. 1 Chelsea fully mounted, .001 Mf.	5.00
No. 2 Chelsea fully mounted, .0005 Mf.	4.50
No. 3 Chelsea unmounted with dial .001 Mf.	4.75
No. 4 Chelsea unmounted with dial .0005 Mf.	4.25
No. 367 Murdock fully mounted .001 Mf.	4.50
No. 368 Murdock fully mounted .0005 Mf.	4.00
No. 3660 Murdock unmounted without knob and dial .001 Mf.	4.00
No. 3680 Murdock unmounted without knob and dial .0005 Mf.	3.25

TELEPHONES

No. 56 Murdock 2000 ohms	5.00
No. 56 Murdock 3000 ohms	6.00
No. 2A Stromberg Carlson 2000 ohms	7.50
No. P-1 Holtzer-Cabot 2200 ohms	8.00

Let "PITTSKO" fill your orders for any of the above items. Our SERVICE on these at the present time will please you!

F. D. PITTS CO., INC.
12 PARK SQUARE, BOSTON, MASS.

Woolworth Bldg.,
Providence, R. I.

3 Stores

276 Worthington St.
Springfield, Mass.

RADIO APPARATUS

LARGEST STOCK SOUTH
PROMPT DELIVERIES

SERVICE

B. Batteries Radisco Small 22½ V.....	\$1.50
B. Batteries Radisco large-tapped 22½ V...	2.85
B. Batteries Eveready large-tapped 22½ V.	3.00
Tubes UV200 Radiotron Detector.....	5.00
Tubes UV201 Radiotron Amplifier.....	6.50
Tubes UV202 Radiotron Trans-5 watt....	8.00
Tubes UV203 Radiotron Trans. 50 watt.	30.00
Tubes C300 Cunningham Detector.....	5.00
Tubes C301 Cunningham Amplifier.....	6.50
Tubes Electron Relay Detector.....	5.00
Tubes A & P Amplifier.....	6.50
Phones Murdock 2000-ohm.....	4.50
Phones Murdock 3000-ohm.....	5.50
Phones Brandes Superior.....	8.00
Phones Brandes Navy.....	14.00
Phones Baldwin Type C.....	12.00
Phones Baldwin Type E.....	13.00
Phones Baldwin Type F.....	14.00

QUALITY

Sockets Paragon.....	\$1.00
Sockets Murdock.....	1.00
Sockets G. A.....	1.50
Sockets DeForest.....	1.20
Rheostats Paragon.....	1.50
Rheostats DeForest.....	1.65
Rheostats Gen. Radio.....	2.50
Rheostats Remier-Jr.....	1.00
Remier Rheostat.....	1.50
Rheostats Parkin.....	.75
Corwin Dial & Knob 3".....	1.00
Corwin Dial & Knob 3½".....	1.20
Dial and Knob Chelsea.....	1.00
Transformers, Acme Unmounted.....	4.50
Transformers, Acme Semi-mtd.....	5.00
Transformers, Acme Mount. d.....	7.00
Transformers, Federal.....	7.00
Transformers, UV712.....	7.00

We have only listed a few items above, can furnish anything required for your set—we stock only high grade products.

Acme Apparatus
Clapp-Eastham
DeForest
Wm. Murdock

Federal
Firth
Radio Dist. Co.
Radio Corp.

Brandes
Adams-Morgan
Chelsea
Magnavox


Remier
Signal
Eveready
N. Baldwin Co.

ROSE RADIO SUPPLY

604 GRAVIER STREET,

NEW ORLEANS, LA.

Send 10c for Catalog



***Amplify your signals
with ACME Transformers***

Acme Transformers in your vacuum tube amplifier equipment, magnify voice and music as well as code without distortion and without howling. They are priced as low as specialized quantity production permits, with due regard for quality. At all Radio dealers.

Acme Apparatus Co.

194 Massachusetts Ave.,

Cambridge,

Mass.

*Transformer and Radio Engineers and
Manufacturers*

HERE

RADIO CITIZENS

Complete stocks carried for immediate shipment of the following apparatus:

Grebe
DeForest
Acme
C. Brandes, Inc.
Federal Telephone & Telegraph Co.

FREE BULLETINS
PRICE LISTS

Get the new lowest prices on apparatus and supplies. Bulletins and price lists mailed FREE on your request. Send for them today.

Nash Electrical Service Co.

Marshall, Ill.

PARAGON

THE

Pioneer

- 1915 First regenerative receiver ever manufactured bore the name PARAGON.
- 1916 First Trans-continental Amateur Reception (California from New York; not pre-arranged) effected with a PARAGON Type RA-6 Receiver.
- 1916 First Trans-continental Amateur Transmission (New York to California; not pre-arranged) effected by PARAGON designed transmitter.
- 1917-1918 PARAGON acknowledged supreme on Western Front.
- 1921 First Trans-Atlantic Amateur Reception effected with PARAGON receiving equipment, at which time 27 different amateurs scattered thruout the Eastern section of the United States registered signals at Ardrossan, Scotland—3500 miles.

THERE'S A REASON!

The Adams-Morgan Company

Manufacturers

UPPER MONTCLAIR, N. J.

**A Symbol of
Increasing
Significance!**



**Westinghouse
Aeriola-Sr.
\$65** POST PAID


Complete with Brandes Headset and new Vacuum Tube—requiring but .2 amp. to heat filament and runs on a single #6 Dry Cell (50c) and small "B" Battery (\$1.75).

REGENERATIVE CIRCUIT

Range 500 miles with average antenna and ground system.

PROMPT SHIPMENT

Insist on SOMERVILLE DIAL INDICATORS



Cost More Than Imitations—But Are Worth the Difference.

**PRICE
\$1.75**

For the 4" Dia. model and

\$1.60

for the new 3 1/4" dia. model

POSTPAID

from us, or from your dealer

New lot has dial insulated from shaft, so that dial may be grounded to act as a shield.

SOMERVILLE RADIO LABORATORY
176-178 Washington St., Dept. QST
Boston, Mass.

Send 25c for our ENLARGED Catalog!

**Why Pay More?
SOMERVILLE
100V. C.W.
Condensers
75c Postpaid**

"NEWRAD"

**The Mark of satisfaction
Immediate Shipment**

Variocouplers	\$6.50
Variometers	6.50
V.T. Sockets75
Rheostats	1.50
Amplifying Trans.	5.00
Dials	1.10
Phones—All Makes	
Magnavox	45.00
Switch Points03
Switch Levers65
Plugs, Jacks—Federal	
Binding Posts12
Insulators—All Types	
Condensers	4.50

We handle all leading makes of equipment.

The New York Radio Laboratories

Manufacturers, Jobbers, Dealers


ACKERMAN BLDG., BINGHAMTON, N. Y.

RADIO APPARATUS AND PARTS OF ALL MAKES FOR THE AMA- TEUR AND EXPERIMENTER

PHONES		TRANSFORMERS	
Holtzer Cabot ...	\$8.00	Coto-Coil Radio	
Murdock 2000 ohm	5.00	Frequency	\$5.50
Murdock 3000 ohm	6.00	Coto-Coil Audio	
Everett 3000 ohm	8.50	Frequency	5.00
Federal 3200 ohm	10.50	General Radio Audio	
JACKS		Frequency	5.00
Federal #1421-W	\$0.70	Federal Audio	
Federal #1422-W	.85	Frequency	7.00
Federal #1423-W	1.00	Acme semi-mounted	5.00
Filament Control		Acme mounted...	7.00
#1435	1.00	LOUD SPEAKERS	
Filament Control		Arkay Horns ...	\$5.00
#1438	1.20	King Amplitone...	12.00
Universal Plug...	1.75	Plelophone	14.00
CONDENSERS		Voclarion	6.50
Coto-Coil Unmtd.		Magnavox	45.00
15 Plates	\$4.50	Bristol Amphiphone	40.00
Coto-Coil Mtd.		Western Electric	161.00
15 Plates	9.50	RECEIVING SETS	
Coto-Coil Unmtd.		Aeriola Jr. Crystal	\$25.00
23 Plates	5.00	Westinghouse R A	68.00
Coto-Coil Mtd.		Westinghouse Det.	
23 Plates	10.00	2 Stage	70.00
Coto-Coil Unmtd.		Westinghouse	
33 Plates	6.00	R.C.	132.50
Coto-Coil Mtd.		Westinghouse	
33 Plates	11.00	Aeriola Grand...	325.00
Federal Unmtd.		A complete line of General Radio Co., Coto-Coil, Amrad, W. J. Murdock, Acme Apparatus and Federal Tel. and Tel. Co. Apparatus.	
23 Plates	3.25	JAMES H. JONES	
Federal Unmtd.		Radio Apparatus	
43 Plates	4.00	94 Massachusetts Ave., Boston 17, Mass.	
Vernier 3 Plate...	1.50		

Dubilier Condensers Helped to Make Radio History

"No circuit is stronger than its weakest link." When IBCG sent its now historical message across the Atlantic, a perfect co-relation of parts and apparatus was necessary. Everything from the commutator on the generator to the lead-in insulator in the roof had to function "just so". During the preliminary tests, the operators of IBCG were constantly confronted with condenser trouble. One after another, the condensers would break down. It is always best to use the right thing in the right place, so two Dubilier Mica Condensers were placed in the circuit and the weakest link was immediately repaired. From that moment on, the condensers were forgotten because they could be trusted—they were reliable.



Are your condensers the weakest link in your circuit? There is a Dubilier Condenser to meet your every need. Dubilier Condensers are different because their construction is patented and they are manufactured by a controlled process. Send for literature describing them today.

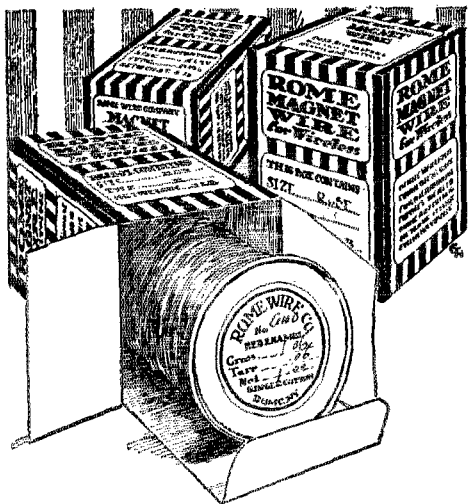
The next time you visit your radio dealer, ask to see Pacent Radio Essentials. We sell apparatus plus service.

Pacent Electric Company, Inc.

150 Nassau Street,

New York City

Member Radio Section Associated Manufacturers of Electrical Supplies.



For satisfaction Demand Rome Blue and White Package or Label.

ROME RADIO WIRE

Magnet Wire

Best Quality Plain Enamel Covered; Enamel—and Single or Double Cotton Covered; Single or Double Cotton Covered.

All Sizes; 1/4-lb to 40-lb. packages.

Antenna Wire

Best Quality Solid or Stranded Copper Antenna Wire, plain or tinned; put up in lengths of 100-ft. and 150-ft. or on 24" reels of 200-lbs.

At Your Dealer's

ROME WIRE COMPANY

ROME, N. Y. BUFFALO, N. Y.

DISTRICT SALES OFFICES

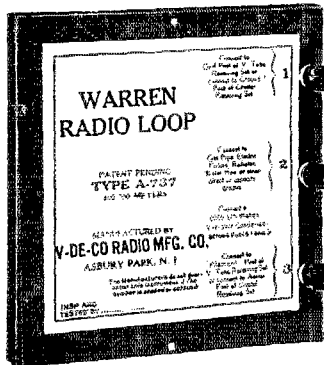
NEW YORK . . . 50 Church Street CHICAGO . . . 14 E Jackson Blvd.
 DETROIT . . . 25 Parson Street
 LOS ANGELES . . . 1 G. Franklin 330 Adams Street

2067-L

Warren Radio Loop

NO
A
E
R
I
A
L


LESS
S
T
A
T
I
C



If Dad says—
 "NO AERIAL ON THIS HOUSE"
 don't allow his QRM to worry you but purchase a

WARREN RADIO LOOP

The LOOP that made the Radio Roller Chair famous on the Boardwalk at Asbury Park, N. J. Is just the thing for an apartment or den. Is light in weight and easily portable. Is produced under a new principle of winding. Is wholly enclosed, thereby protecting the winding. Is used in place of an outside aerial. Is adapted for receiving in moving vehicles. Takes the "tic" from static. Eliminates all danger from lightning. Can be used with any receiving instrument. Can be used without tuner.



This picture of the Radio Roller Chair showing the Warren Radio LOOP was used as cover designs on "Wireless Age" and "Radio News" and featured in many other magazine and newspapers in the United States.

Send your order through your dealer or direct to us with his name.

Type-A-737 (300-700 meters) \$10.00
 Type-A-7236 (175-1000 meters) 12.00

V-DE-CO RADIO MFG. CO.

DEPT. R, ASBURY PARK, N. J.

Send for bulletin—No. AIOI

Enjoy the Great Radio Concerts
No Matter Where You Live

THOROPHONE

(THUNDERPHONE)

TRADE MARK REG. U.S. PAT. OFFICE

Will Bring America's Popular
Orchestras and Most Re-
nowned Soloists Into
Your Home


Winkler-Reichmann Co., Ameri-
ca's OLDEST manufacturer of
Loud Speaking Telephones, of-
fers the THOROPHONE for
RADIO CONCERT WORK as
its latest success.

In bringing out the THORO-
PHONE with Concert Horn—
beauty and clarity of tone—am-
ple volume—and mechanical
perfection have been made out-
standing features of design.
Lay aside your head receiver—
invite your friends in—enjoy
with them a real musical treat.
Use the THOROPHONE also
for detecting and tuning.

The Thorophone requires better
than the average radio receiving
set to give a great, big power-
ful volume, but just give it the
power and its musical qualities
will astonish you.



Model K400
Loud speaking re-
ceiver. Thoro-
phone is attached
to the bottom of
the base and is
concealed from
view yet easily
accessible.



\$35.00
Complete

Model 601
This beautiful instru-
ment gives you the de-
sired volume, and tone
of exquisite quality and
musical excellence.

THOSE DESIRING TO USE THEIR OWN PHONOGRAPHS CAN DO SO BY
ATTACHING OUR ADAPTER WITH THOROPHONE DIRECT TO PHONOGRAPH
TONE ARM.

The Loud Speaking Receiver— THE THOROPHONE

Has a controlled mica diaphragm, and
carefully designed sound box nickel
plated throughout. Does not use up
your storage battery. Simply connect
it on in place of your head receivers.

THOROPHONE

Model K400—\$20.00
Phonograph adapter extra
Model 350— .40

THE CONCERT HORN

Is a beautiful musical instrument, highly
ornamental to any home. The base and
tone arm are of mahogany finish wood,
the neck of heavy metal and the bell
of extra heavy spun aluminum. It has
great brilliancy, WITHOUT METALLIC
TONE.

CONCERT HORN

Model H300—\$15.00
Height 25 inches.

WINKLER-REICHMANN CO.

4801 South Morgan St.,


Dept. Q

Chicago, Illinois

DEALERS: We have a REAL loud speaker and a REAL proposition for you.

HOMCHARGE YOUR BATTERY *for A Nickel*

No muss, trouble, dirt—no moving of batteries—loss of time—no effort on your part—no technical or professional knowledge needed.



THE HOMCHARGER

successfully meets all charging conditions, and is the only rectifier combining the following essential Hom-charging features.

1. Self polarizing. Connect battery either way and it will always charge. No danger of reverse charging, ruined battery or burnt out Rectifier.
2. No delicate bulbs to break or burn out. Only one moving and two wearing parts. These are replaceable as a unit, after thousands of hours use, at small cost. Cannot be injured by rough handling.
3. Operation stops and consumption of current ceases immediately upon disconnecting battery.
4. The only charger costing less than \$100.00 that will fully charge a battery over night. Gives battery a taper charge—exactly as recommended by battery manufacturers. Guaranteed not to harm your battery even though left connected indefinitely.
5. Highest efficiency of any three or six cell charger made.
6. No danger of fire. Approved by the Underwriters.

ATTENTION MOTORISTS


Will charge your auto battery as well as radio battery. Send for Bulletin No. 58 for further information.

For sale by all radio, electrical and accessory dealers or shipped express prepaid for purchase price\$18.50
\$20 West of the Rockies


The Automatic Electrical Devices Co.

127 West Third St., Cincinnati, Ohio.

Branch offices: New York, Chicago, Pittsburgh, Los Angeles, New Orleans, Detroit, Philadelphia, Baltimore, Dallas.



*Largest Manufacturers
of Rectifiers in the World*



(Licensed under Armstrong U. S. patent No. 1,113,149)

It Took 14 Years to Perfect This Set

WE have specialized exclusively in radio for more than fourteen years. Every one of those years has contributed something important to our latest Type H. R. Regenerative Receiving Set. We sincerely believe it to be the best set of this type on the market today—regardless of price.

Novices and experienced radio men alike praise its simplicity of operation, its sharp, clear tones, its wide range, its careful workmanship, its neat appearance. And invariably they express surprise at its unexpected performance. 6c stamps will bring you our new Radio Catalog—containing full information regarding this set and other radio equipment.

CLAPP-EASTHAM CO., 139 MAIN STREET
CAMBRIDGE, MASS.


Clapp-Eastham Type HR Regenerative Receiving Set

SPECIFICATIONS:

- CABINETS:** Solid mahogany, dull finish.
PANEL: Condensite, dull finish, machine engraved white lettering.
DIALS: Indestructible metal, black with white lettering.
CONDENSER: Balanced type, built as a Vernier; 2 rotary, 3 stationary plates.
ANTENNA INDUCTANCE: Wound on formica tube.
PLATE INDUCTANCE: Wound on molded ball.
BINDING PARTS: Black rubber covered.
SWITCH: Fan blade.
RHEOSTAT: Clapp-Eastham type H 400.
CIRCUIT: Single circuit regenerative.
"B" BATTERY: Contained in inside compartment or external, as desired.
PRICE: \$40.

We can't make ALL of the radio apparatus — so we just make the BEST of it

The use of the WIMCO INDUCTANCE assures you of maximum results from your C.W. outfit. Its low resistance means greater antenna output.



Used everywhere where the best apparatus is desired. Order from your Dealer. Price 25 turn size \$10.00. Grid Coil \$2.00 extra.

WIMCO C.W. 100 INDUCTANCE

The following data on the resistance of the WIMCO C.W. INDUCTANCE was furnished by the Washington Radio Laboratories, Washington, D. C. It was measured for ten turns, this being the average number of turns in use on most amateur aerials at 200 meters wave length;

Wave Length	H. F. Resistance
150	.71 ohms
200	.85 ohms
250	.95 ohms

(effective inductance 80.5 microhenries at 200 meters)

Full description of this inductance, and circuit diagram is contained in the WIMCO catalog, mailed anywhere on receipt of 15 cents in stamps.


ANNOUNCING THE "STANDARD" AUDIO FREQUENCY AMPLIFYING TRANSFORMER. We are distributors for the new Standard amplifying transformer designed for Cunningham and Radiotron tubes, 9 to 1 ratio, equal to any transformer on the market, and are in position to make immediate deliveries. Price \$5.00 fully mounted and thoroughly guaranteed. DEALERS—JOBBER WRITE.

REMLER APPARATUS—CUNNINGHAM TUBES—FROST REGENERATIVE RECEIVING SETS—CLAPP-EASTHAM AND FEDERAL PRODUCTS—HIPCO PLATE BATTERIES—WORKRITE VARIOMETERS AND COUPLERS—KLOSNER VERNIER RHEOSTATS—FADA APPARATUS—BRANDES AND BALDWIN HEADSETS

8ZV WIRELESS MANUFACTURING CO. 8ZV

CANTON, OHIO

JOBBER—MANUFACTURERS



Price
35c each

Better Reception With Micadons 601

Dubilier Micadon Type 601 is made like the famous larger, Dubilier mica condenser, which is the standard equipment of 95% of the governments and radio companies of the world.

Dubilier Micadon Type 601 is a little larger than a postage stamp. Use Micadons Type 601 to build up any capacity by connecting them in series or parallel. Buy Micadons by the dozen and keep them on hand.

Dubilier Micadon Type 601 insures perfect broadcasting reception. Because the capacity is permanent, tube "howls" and noises are reduced.

Price 35 cents each for capacities .0001 to .0005 mfd; by the dozen \$4.00. Price 40 cents each for capacities .001, .002, and .0025 mfd; by the dozen \$4.50.

MAKE YOUR OWN GRID-LEAK WITH A LEAD PENCIL



Sandpaper the surface of Dubilier Micadon Type 601 between the terminals. Next rub the point of a black lead pencil over the roughened surface as here shown. To adjust the grid-leak thus made rub away as much of the graphite that has been deposited as may be necessary. Every tube should have an *adjusted* grid-leak, and this is the way to make one simply and cheaply.

Order from your dealer

DUBILIER CONDENSER AND RADIO CORP.

Department Q. S., 217-219 Center St., New York

Munsey Building, Washington, D. C.

LICENSEES:—

Canada: Canadian General Electric Co.,
Toronto

England: Dubilier Condenser Co. Ltd. London
Germany and South America: Telefunken Co.,
Berlin

MAGNAVOX Radio

*Everyone will
enjoy you these
evenings of pleasure*

INCREASE to the utmost the enjoyment and use you now get from your receiving set—equip it with a Magnavox Radio, (the perfected Reproducer.)

The Magnavox Radio does away with the restrictions of headsets—its clear, powerful tones are enjoyed by all.

With the Magnavox Radio the hookup is simple, and no extras or adjustments are required.

Without a Magnavox Radio no wireless receiving set is complete.



*Radio brings it,
MAGNAVOX
tells it*

Any radio dealer will demonstrate for you, or write to us for descriptive booklet and name of nearest dealer.

The Magnavox Co.

Oakland, California

N.Y. Office: 370 Seventh Ave.

MURDOCK

radio necessities



No. 56 Phones

MURDOCK REAL RADIO RECEIVERS have delivered complete satisfaction, on a "money-back" basis for 14 years. Those years of experience have so simplified and perfected our production that there are today no receivers quite so good at so low a price.

The latest Murdock achievement, the No. 56 Receiver, is a highly sensitive instrument which retains all the rugged strength of previous types. Important features are, the improved comfortable headband, the "Murdock-Moulded" ear pieces shaped to exclude outside noises and the moulding of all parts into one durable unit.

All models of Murdock receivers are sold with free trial offer and money-back guarantee. Use them in direct comparison to any other phones for 14 days.


Make any test you wish. Then at the end of the two weeks, if the Murdock Phones are not entirely satisfactory, return them and your money will be refunded!

We strongly urge you to go to your dealer, and convince yourself of the quality of Murdock receivers, by actual examination, before you buy. Prices \$5.00 to \$6.00.

Murdock Phones are the standard bearer for a complete line of "Made-by-Murdock" radio parts and instruments. This includes the famous Murdock condensers, sockets and detectors, and the new Murdock Rheostat.

Buy Murdock apparatus from your dealer.

WM. J. MURDOCK CO.



Recharge Your Battery at Home

Charges both A and B Radio Batteries

Don't be without the use of your Radio Receiving Set while your battery is being charged. Get a Valley Charger and charge your battery right at home.

Attach the Charger to your home lamp socket—attach the clips to the battery terminals and you will get a quick, tapering charge which just exactly charges your battery, but cannot overcharge it or harm it in any way.

Will charge the A 6 volt battery at a 5 ampere rate, and the B 22½ volt battery at the required ½ ampere rate. 45 volt B batteries may be connected in parallel so that they can also be charged.

SATISFACTION GUARANTEED.

If your local distributor cannot supply you, write direct to

VALLEY ELECTRIC COMPANY,
Department Q, ST. LOUIS, MO.

----- Mail the Coupon -----

Valley Electric Co., Dept. Q, St. Louis, Mo.

Gentlemen: I am enclosing money order (or check) for \$18.00, for which send me a Valley Battery Charger with five-panel glass display case and indicator. If not satisfactory, I will return it and get my money.

Name

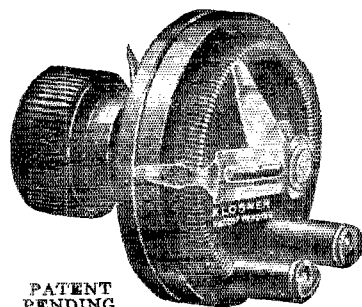
Address

\$18.00

F.O.B. St. Louis



MAKE NO MISTAKE THE KLOSNER VERNIER RHEOSTAT



PATENT
PENDING

is the only Vernier Rheostat made having the exclusive feature of using but

ONE SINGLE KNOB

for both rough and fine adjustments. This feature allows the symmetrical appearance of the single knob to be retained when mounted on a panel with other instruments, and, at the same time adds to the simplicity and ease of operation in obtaining the necessary fine adjustments for best results from the modern critical vacuum tubes, especially when receiving phone and C.W. signals.

We invite comparison with any other filament rheostat now made. Look for the name KLOSNER moulded on the base.

Your dealer has them or send direct to us.

PRICE \$1.50

Shipping weight, One pound.
A two cent stamp brings interesting literature.

Made only by the Originators.

The Klosner Improved Apparatus Company

Dept. Q4

2024 Boston Road, New York City
N. Y.

A - P

Atlantic-Pacific Radio Supplies Co.

638 MISSION ST.

SAN FRANCISCO, CALIFORNIA

EASTERN OFFICE, 5 KIRK PLACE


NEWARK, NEW JERSEY

Radio Engineers

CONSULTING - DESIGNING

CONSTRUCTION

R RIGGS R ECTIFIE R



\$12.50

P.P. Anywhere in the U. S.

Cheapest, Best and Most Efficient on the Market. Only One Adjustment.


We guarantee the Type B to please you. Not only to do all we claim for it, but to please you. If you don't like it, we will take it back and return your money.

THE RIGGS MFG. CO.
URBANA, OHIO
 Everett Wash., Hamilton, Ont. Canada.
DEALERS WRITE

RTS

Equipment Specialties RTS Switch Lever

The attention of jobbers and dealers is especially called to the RTS Bushing Lever made to retail at 60 cents. It has many improved features. The knob is of the well known Marconi type, 1 3/4 inches in diameter. The spring lever of nickel bronze has ground ends, insuring smooth and positive adjustment. It has a 3/8 inch bushing and lock nut for panel assembly. A guide bushing under the knob is an important feature as it raises the lever to the proper height for all switch points.



Announcing the New R T S Grid Condenser

The new RTS Grid Condenser is now ready for delivery. Contains many improvements not found in other types. Capacity .0005 M.F. price to retail at only.....30c

R T S Phone Condenser

R T S Condensers need little description. Their accuracy and simplicity have made them universally popular. The RTS phone condensers, capacity .0013 M.F. complete with binding posts ready for connection, to retail at.....35c each

R T S Aerial Wire

A new shipment of Lake Superior solid copper #14 aerial wire—a bargain at.....60c per 100 ft.

R T S Rubber Binding Posts

These posts are as good as any you can find. Bushing heavily nickel plated. Give the amateur's instruments the appearance of a first class outfit. 12c each or.....\$1.25 per dozen

Discounts to Dealers

Dealers and jobbers—Write us today for special quotations and discounts on all R T S equipment.

RADIO TESTING STATION

Dept. Q-6, 25 Sturgis St.
 Binghamton, New York

Head
 Receivers
 Micro-
 Phones



Keys
 Jacks
 Plugs
 Etc.


HIGH GRADE
WIRELESS APPARATUS
 Manufactured by

American Electric
 COMPANY

State and 64th Sts., Chicago, U.S.A.

Agents for the

DX RADIO FREQUENCY TRANSFORMER



The secret of DX work. Makes coil aerial reception a reality. Its superiority is well established. Prove it for yourself. See p. 930, April-May, 1922 issue Radio News.

COLUMBIA RADIO
 SUPPLY CO.
 808 19th St. N. W.
 Washington, D. C.

Range 170- 450 meters \$8.00
 Range 400-1200 meters \$8.00
 Range 900-3000 meters \$8.00
 Plug-in socket mounting \$1

Get the best results from your Radio outfit with the famous DICTOGRAPH HEADSET

Here is the headset that gives you clear distinct tones that reproduces perfectly the most sensitive radio signals. Try it at your dealer's. Be sure its the Dictograph Headset.



Type
R-1

3000
Ohms

Price
\$12



DICTOGRAPH has always stood for the most accurate and sensitive sound transmission. The Dictograph Products Corporation has for many years taken an active part in the development of radio transmitting and receiving units.

All Dictograph radio headsets are made, complete, in the famous Dictograph factories, using the same materials and workmanship that have made the Detective Dictograph, the Acousticon for the Deaf, and the Dictograph System of Telephones the standard of the world for sensitive receiving and loud speaking.

No other headset is like the Dictograph. You will be amazed at the clearness, the accuracy and the delicacy of its sound transmission. The headset is one of the most important parts of your outfit and unless it is made by experts of long experience in the making of the most sensitive instruments, you cannot get the best results from your radio outfit no matter how good it is.

Ask for the Dictograph Headset at your dealer's. Examine it, try it. Be sure it is a Dictograph.

DICTOGRAPH PRODUCTS CORPORATION


Charles H. Lehman, President

220 West 42nd Street,


New York City

JEFFERSON

Amplifying Transformers



No. 45



No. 41

Secure maximum amplification by using Transformers designed especially for the new audiotron and Radiotron Tubes.

Jefferson Transformers are the result of exhaustive tests of every kind, and are positively unequalled for audibility and amplifying power.

Our No. 45 Navy Type is the most widely used transformer in the country. If you are not getting maximum amplification try it and note the improvement, the absence of distortion and the clearness of tone.


The No. 41 Transformer is also a very popular type. It is wound with No. 40 wire while the No. 45 is wound with No. 44 wire. Otherwise the construction is identical. The highest grade 36 gauge Silicon Steel is used for the core. The Primary Resistance of the No. 41 is approximately 900 ohms, of the No. 45 approximately 1800 ohms. Secondary Resistance: No. 41, approximately 5000 ohms, No. 45 approximately 8500 ohms.

Transformers are mounted in attractive brass frames with genuine Bakelite panels which carry the primary and secondary terminals. These Transformers are also furnished unmounted.

Send for Radio Bulletin

Jefferson Electric Mfg. Co.

425 S. GREEN ST., CHICAGO, ILL.



FOR SALE—COMPLETE 150-25,000 meter RECEIVER and 100 WATT TRANSMITTER. Guaranteed as good as new, with brand new receiving and transmitting tubes. Cost \$820.00 to build. First certified check, draft, or money order for \$385.00 takes it.

Receiver

Complete variometer or honeycomb tuner with throwover switch. Radiotron detector and 2 step amplifier. 120 hr. storage battery. 120 volt "B" battery. Brown imported phones. Excellent for DX work or music reception.

Transmitter

2 new 50 watt tubes. Radio Corporation instruments used. Can be converted into phone set by addition of motor generator or Keotron rectifiers. Automatic antenna control. Wave change switch.

Cabinet

Fumed oak case and pedestal. Front completely encloses set. Storage battery compartment.

Reason for selling

Putting in DeForest 1 K.W. Oscillon Set

Wire or Write R. Karlowa, 313 E. 29th St. Davenport, Iowa

Radio Telephony For Amateurs

by STUART BALLANTINE

Formerly Expert Radio Aid U.S.N.

is the book that tells the how and why of radio telephony. Written so you can understand it fully. The biggest help to the amateur operator. 200 pages, fully illustrated.

\$1.50 net, by mail \$1.65

Send for your copy

DAVID McKAY COMPANY
Philadelphia


Send Us Your Orders For

Variable Condensers, Variometers, Variocouplers, Loose Couplers, Tuning Coils, Amplifying Transformers, Sliders, Switches, Switch Points, Binding Posts, etc.

We are large manufacturers. Gorton machine engraving or manufacturing special parts to order.

F. JOS. LAMB COMPANY
1938 Franklin St., Detroit, Michigan

Type "Q" Receiver




**AN IDEAL RECEIVING SET FOR LONG
AND SHORT WAVE AND RADIO
TELEPHONE RECEPTION**

This set is the most flexible receiving set on the market. With the use of the various sizes of Honeycomb Coils everything in the range of radio telegraph and telephone reception from 200 to 25,000 meters is brought into your home. Consists of a three coil mounting, and three Variable Condensers of proper capacity. Tuning extremely sharp. Remler dials.

Price without Detector.....\$35.00

Duck's New Radio Catalog No. 16



Send 25c in coin carefully wrapped today for copy of the greatest radio catalog ever put between the pages of two covers.

275 Pages--A Catalog DeLuxe

Never in the history of radio was such a catalog printed. The radio data and diagrams embracing upwards of fifty pages, gives the experimenter more valuable and up-to-date information than will be found in many books selling for \$2.00, and \$1.00 could be spent for a dozen different radio catalogs before you could gather together the comprehensive listing of worth while radio goods found in this great catalog.

A brief summary of the radio goods listed in this catalog:

The entire radio catalog of the Radio Corporation, with a wealth of scientific and technical data on C.W. transmitting sets, and all the diagrams for the assembling of these sets; the complete Remler catalog, which embraces 25 pages, the Westinghouse, Firth, Murdock, Federal, DeForest, Clapp-Eastham, Brandes, Connecticut Company, Thordarson, Turney, Magnavox Company catalogs, the best products of Adams-Morgan, Signal and countless other manufacturers, including our own complete line of radio apparatus, and many individual items and parts used in radio work today.

Send 25c in coin, (carefully wrapped) for new catalog. The great cost of this elaborate catalog prohibits distribution on any other basis.


The William B. Duck Company

243-245 Superior Street

Toledo, Ohio

10c. Charges Radio & Auto Batteries AT HOME WITH AN F-F Booster

So You will never have to give up, in disgust when working a distant station



Is it not gratifying to feel Your Batteries will never fail & are always ready to LISTEN IN & receive all RADIOPHONE BROADCAST, Music, Sermons, & News, never having to tell Friends Your Batteries are dead. The AMMETER shows You the amount of Current Flowing. Both Waves of Current are rectified thru adjustable & easily renewable Carbon Electrodes, which maintain a constant efficiency & last indefinitely. Each F-F Battery Booster Type is in itself a Complete Compact Self-Contained & Portable Magnetic Rectifier & Charging Unit, for 105-125 Volt 60 Cycle A.C. which Operates Automatically & Unattended. Screw Plug In Lamp Socket, Snap Clip on Battery Terminals & watch the Gravity come up. PRE-WAR PRICES

Bantam Type 6 Charges A 6 Volt Battery At 6 Amperes \$15
 Type B Charges "B" Batteries up to 100 Volts \$15
 Radio Type A-B Charges Both Your "A & B" Batteries \$20
 Bantam Type 12 Charges 12 Volt Battery At 5 Amperes \$15
 Type 166 Charges 6 Volt Battery At 12 Amperes \$24
 Type 1612 Charges 12 Volt Battery At 7 Amperes \$24
 Type 1626 is a Combination of Type 166 & 1612 \$36
 The Large Types are for heavy Batteries, or Where Time is Limited. Shipping Weights Complete 1 to 15 Pounds. Order from Dealer or send check for Prompt Express Shipment. If via Parcel Post have remittance include Postage & Insurance Charges. Or have us ship C.O.D. Other F-F Battery Boosters charge Batteries from Farm Lighting Plants & D.C. Circuits & for GROUP CHARGING use our 12 Battery, 8 Ampere Capacity \$135. Full Wave Automatic ROTARY Rectifier in FREE Bulletin No. 31


Order Now or Write Immediately for Free BOOSTER Bulletin No. 31
The France Mfg. Co. OFFICES & WORKS
 CLEVELAND, OHIO, U.S.A.
 Canadian Representative: Battery Service & Sales Co. Hamilton, Ontario, Can.

JOY-KELSEY CORPORATION

Manufacturers of
RADIO EQUIPMENT

4021 Kinzie Street

Chicago, Illinois



LAMB TUNING COILS. Two Nickel sliders and rods; four nickel binding posts. Coil contains about 1/2 222 enameled magnet wire. Mounted in hard wood ends and base. Price \$3.00.
 1 1/2" Sliders—Brass 20c; Nickel 25c.
 1 1/2" Slider Rods—Brass 15c; Nickel 20c.
 Crystal Detectors, nickel plated on Mahogany Base, \$1.00.
 Crystal Detectors, glass case and fibre base, \$1.25.
 Contact Points, threaded with nuts—20c dozen.
 Compo. cap, Nickel base Binding Posts—7c each.
 Plain Nickel Binding Posts—3 1/2c each.

IMMEDIATE DELIVERIES
 Liberal discounts to dealers
F. JOS. LAMB COMPANY,
 1938 Franklin St., Detroit, Mich.

Wireless Amateurs Attention!

If you want service, order from us. We carry a large stock of High Grade Wireless Apparatus of our own and other manufacturers.

SPECIAL!

- Vacuum Tube Sockets.....\$1.25
- Rheostats 1.25
- 22 1/2 Volt "B" Batteries..... 1.50
- Rasco Dials60
- Rubber Binding Posts20
- Tested Galena40
- Lateral Wound Coils. All Sizes.

SEND 5c FOR OUR NEW PRICE LIST

J. M. PAQUIN,
 THE ELECTRICAL SHOP
 787 Queen St. West, Toronto, Ont.

RAY-DI-CO

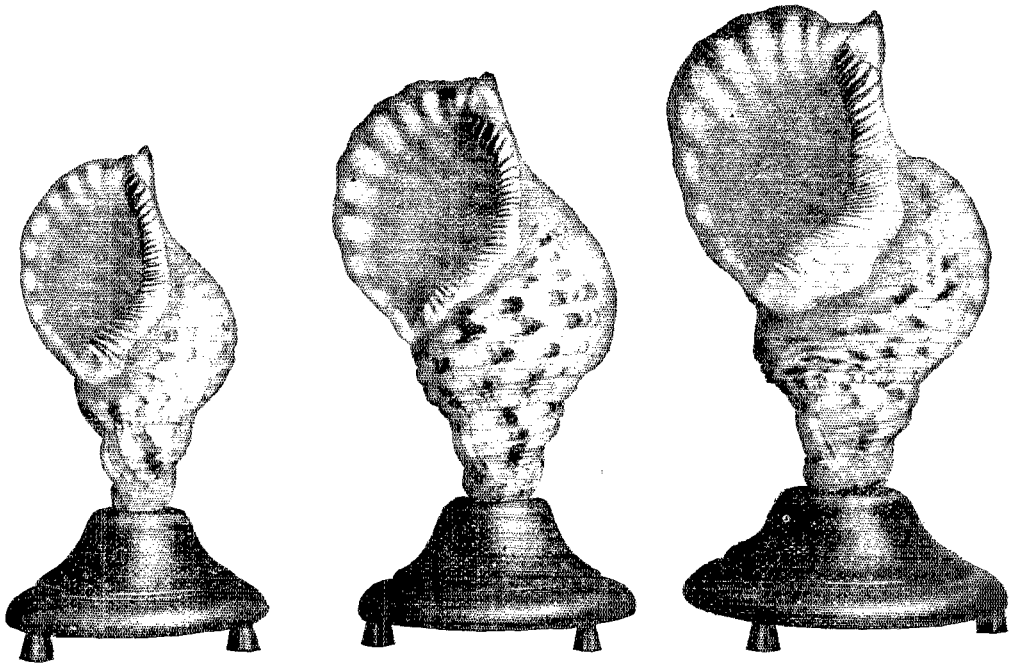
Radio Supplies for Service and Satisfaction
 Write, wire or phone us for prices and information

RAY-DI-CO Organization

1547D N. WELLS ST., CHICAGO, ILL.

We will purchase for cash, ideas or inventions in connection with Radiophone Reception. Write giving name, address and telephone number.


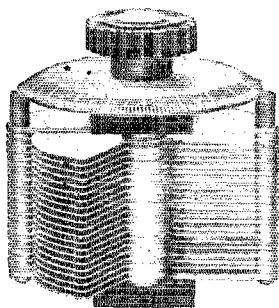
ADDRESS "IDEAS"
 c/o QST, Hartford, Conn.



SEA HORN LOUD SPEAKERS
NATURE'S PERFECT AMPLIFIER
THE BEST AMPLIFYING HORN OFFERED
SPLENDID DEFINITION

Artistic and Ornamental Genuine Sea Shells mounted on rich mahogany finished bases complete with phone clamp. 12 to 13 inches high \$8.00; 13½ to 14½ inches high \$12.00; 15 to 16½ inches high \$15.00.

FOR IMMEDIATE DELIVERY AND MONEY BACK IF YOU ARE NOT SATISFIED. ORDERS FILLED IN ROTATION AS RECEIVED.



Precision Condensers
Without Dials

- 43 Plate.....\$4.00
- 23 Plate..... 3.50
- 11 Plate..... 3.25
- 3" Dials..... .85

Vacuum Tube Sockets Unbreakable.. 1.00

May be used for either panel or base mounting.

Phone clamps for Victor and Columbia phonographs enable you to use the horn on tone chamber of phonograph for a Loud Speaker \$1.50.

The above articles are ready for immediate shipment with the understanding that money will be refunded if goods are not satisfactory.

THE ORO-TONE CO.

Mfr's of Phonograph and Wireless Equipment
 DEALERS SEND FOR SPECIAL FOLDER

1000 to 1010 George St.,

Chicago, Ills.

Hygrade Specials

SAVE YOU MONEY

No. 766 Eveready 22½ volt large Variable B. Battery and Eveready Volt Meter	\$3.00
45 volt (Cycione large Variable B. Battery	2.75
Binding Posts (rubber cap), per dozen	.75
Electrose Insulators, per dozen	2.00
3-inch Bakelite Dials	.75
7-Stranded Copper Aerial Wire, 100 ft.	.65
Arkay Loud Speaker	4.00
Bakelite V. T. Sockets	.65
Fada Rheostats	.90
Klosner Vernier Rheostats	1.25
.001 M.F. Signal Variable Condenser with Dial	4.50
Thordarson Amplifying Transformers	3.98
Everett 3000 Ohm Head Set	6.95
Dictograph 3000 Ohm Head Set	9.95
Federal 2200 Ohm Head Set	7.25
Western Electric Head Set (Navy Type)	13.50
Homcharger—Rectifier	16.75

MARKO STORAGE BATTERIES

6 volt, 20 amp., guaranteed 2 years	\$10.00
6 volt, 60 amp., guaranteed 2 years	13.50
6 volt, 80 amp., guaranteed 2 years	17.00
6 volt, 100 amp., guaranteed 2 years	21.00

We do not charge for crating. Above batteries are fully charged when shipped.

Above prices are F. O. B. New York

Hygrade Electrical Novelty Co.
41 West 125th Street

Dept. S. NEW YORK

Prepared Radio Measurements

with
Self Computing Charts

by Ralph R. Batcher

A new WIRELESS PRESS book. Published as a real help to amateur radio. Obviates the necessity of long and involved mathematical calculations. A ruler or transparent triangle takes the place of intricate figuring and the results will be correct every time.

PRICE \$2.00

The WIRELESS AGE

The magazine that meets
all your expectations.

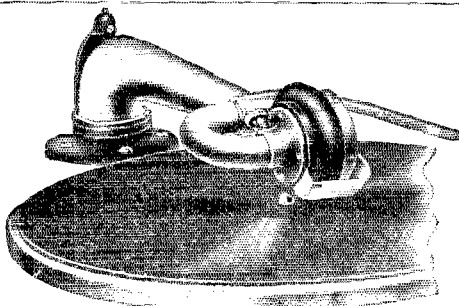
When its new you find it in the AGE. Every step in radio progress is fully and carefully described. You miss a lot of good things unless you read the AGE. \$2.50 per year, Postage outside U. S. 50c.

SPECIAL OFFER ONLY

Prepared Radio Measurements & The Wireless Age 1 Year \$4.00
Outside U. S. 50c. Extra

WIRELESS PRESS, INC.

328 Broadway, New York




USE YOUR PHONOGRAPH FOR A LOUD SPEAKER

No. 51 PHONE CLAMP.....\$1.50

Attaches phone to Edison, Victor and Columbia talking machines. Also made to fit Oro-Tone tone arm. Makes tone chamber of your phonograph a loud speaker, state make of phonograph.

DEALERS SEND FOR SAMPLE AND CATALOG
THE ORO-TONE CO.

1010 GEORGE ST., CHICAGO, ILL.



FOUR SETS OF PHONES!

25c will buy a set of Multiple Binding Post Connections (patent pending) which provide the only practical means of attaching as many as 4 pairs of telephone receivers to a pair of ordinary binding posts.

Dual connection set provides same connection in attaching Magnavox and outfit to storage battery.

Either set will be sent postpaid upon receipt of 25c in coin or stamps. Satisfaction guaranteed or money back.

Portable Wireless Telephone Co.

Dep't B. Commercial Bank Bldg.,
STOCKTON, CALIFORNIA

Attractive Dealer's Proposition.

CRYSTAL RADIO SET \$4.75

Complete in Cabinet as shown. With Telephone and Antenna \$10.00. Satisfaction guaranteed or Money Refunded.

CORONA RADIO CORP.
285 Canal St., N. Y.


CABINETS

We build Cabinets for any size panel in any finish. Will quote on one or a thousand. Please send specifications.

NATIONAL CABINET CO.
DAYTON, OHIO

To Receive Broadcasting Radiophones

The Radiohome Receiver




The Radiohome Receiver

The DT-800 Amplifier

Every amateur is frequently being asked for advice as to what set should be purchased for the reception of radio telephone programs of music, news and stories. Many an amateur hesitates to recommend standard amateur equipment as his friends would be confused and bewildered by the array of controls on such a set.

We illustrate two pieces of radio receiving apparatus which will, doubtless, appear unfamiliar to the amateur field. Yet we have been manufacturing these sets for some time—for the general public.

The Radiohome Receiver has a simple, two-slide tuning circuit with a range of 145-800 meters, a vacuum tube detector, and grid leak and rheostat. The price—less tube, batteries, receivers and antenna—is \$36. In a cabinet that is identical in size and finish with the cabinet of the Radiohome, is the DT-800, two-step amplifier. Three phone jacks are embodied in this instrument for detector, 1st step and 2nd step. Less tubes and batteries the price is \$35. We believe you will find no other set on the market to compare with this combination for the reception of radiophone programs by the newcomer in the field.



The DT-800 Two-Step Amplifier

DeForest Radio Telephone and Telegraph Co., NEW YORK CITY

SPECIAL PRICES THIS MONTH

On Grebe, Clapp-Eastham and Amrad Sets

MASSEY RADIO COMPANY

The Radio Store, Winchester, Va.

G-A STANDARDIZED RADIO SUPPLIES

FOR THE MAN WHO MAKES HIS OWN
Send 10c for the new G-A catalog

The General Apparatus Co., Inc.
88-T PARK PLACE NEW YORK

Best of Everything in Radio Apparatus and Parts

Send Stamp for Catalog "Q"

J. H. BUNNELL & CO.

32 Park Place, New York

RADIO SUPPLIES AND EQUIPMENT

Send Prepaid on Receipt of Price

Pink A Tone Receiving Set, mahogany cabinet, detector in glass case, Stromberg Carlson head phones \$25.00
Atlantic, Jr., Receiving Set, complete with aerial, switch insulators, ground and 2000-ohm phones 18.00
Mesco phones 2000 ohms, complete..... 6.00
Mesco phones 3000 ohms, complete..... 7.00
2 Step Amplifiers..... 34.50

JACKSON SCHREIBER RADIO COMPANY
314 N. EUCLID AVE., ST. LOUIS, MO.

FROM CAT WHISKERS UP—

We can supply everything that's best in Radio. 1 or 101 of any article to user or dealer. Same day shipments.

Inquiries are welcome



DISTRIBUTORS
Wholesale and Retail
WESTINGHOUSE MURDOCK
RADIO CORPORATION
BRANDES, FEDERAL, DeFOREST
and many others

AT EAST PITTSBURGH, PA.—NEXT DOOR TO KDKA

"SHRAMCO PRODUCTS"

Amateurs: Send 5c in stamps today for our new Catalogue L showing complete line of parts, raw materials and high grade apparatus.

Dealers Write for our attractive proposition.

The Shotton Radio Mfg. Co.,
INCORPORATED
8 Market St., Albany, N. Y.



Shielded Dial & Knob 3 1/2" —180 degrees
\$1.00

will solve the body capacity problem for you—Ask your dealer.

DEALERS: We can make prompt deliveries.

Jenkins Manufacturing Co.
4607 Ravenswood Ave., Chicago, Ill.



SOUTHERN RADIO CORPORATION
Radio Engineers and Jobbers
905 Realty Building, Charlotte, N. C.

NEW MOTORS

FOR ALL PURPOSES
STANDARD MANUFACTURERS
PROMPT DELIVERY

ALL SIZES UP TO 5 H.P.

We Specialize In Small Motors & Generators

ALL PHASES AND FREQUENCIES IN STOCK AT ALL TIMES
Largest exclusive Mail Order Small Motor dealers in the world.
CHAS. H. JOHNSTON, Box 113, West End, Pittsburgh, Pa.

WIRELESS, TELEPHONE GENERATORS
500 VOLT - 100 WATT - 3400 R. P. M.
FOR MOUNTING MOTOR GENERATOR SETS.

\$28
EACH

WRITE FOR
CATALOG



CARDBOARD TUBING

Seamless—Grey

IN ANY LENGTH UP TO 28 INCHES

	Per in. or Fraction	Per Ft.
2 1/2, 3 and 3 1/2 in diameter...	3 1/2c	30c
4, 4 1/2 and 4 3/4 in diameter...	4c	35c
5 in. diameter...	4 1/2c	42c
5 1/2 and 6 in. diameter...	5c	50c

Postage extra; shipping weight 1 lb. per ft.
Binding Posts, Switch Levers, Magnet Wire,
Switch Points, Sliders and Slider Rods.

Write for our prices

Dealers Write for Discounts

MICHIGAN RADIO COMPANY
(Formerly Jeffery, Crawford Co.)
2173 Hillger Ave., Detroit, Mich.

AKRON'S BIG RADIO STORE
(Formerly Radioart Store)

THE RADIOART SUPPLY CO.
INCORPORATED

GREBE, WESTINGHOUSE AND STANDARD PARTS TO BUILD YOUR OWN SET

132 S. Howard St., Akron, Ohio
D. A. Hoffman, 8UX, Vice-pres.

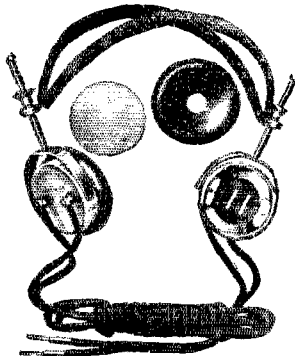


Firco Radio Apparatus

For sale by all prominent dealers

JOHN FIRTH & CO., Inc.
709 Sixth Avenue, New York

Brandes 'Phones Rest on Wise Heads



The experienced radio man knows that a good pair of sensitive 'phones is half of the receiving outfit. You may have a good aerial, a good tuning coil and a perfect detector, but what happens after your signals or music reaches the 'phones? Do your 'phones make the most of the weak currents that pass through them? The experienced radio man knows that he cannot depend upon appearance; he wants performance. That is the reason he insists on Brandes *Matched Tone** Headsets. They nurse in that long distance "stuff" that you cannot get with ordinary 'phones. Be sure that you start right with Brandes.

Standard Since 1908

Send 5c for catalog F

Used as standard equipment by the leading manufacturers.

C. Brandes, Inc.

Room 721,

237 Lafayette St.

New York City

Chicago Office
33 South Clinton St., Chicago
Illinois

Australian Agents
International Electric Co.
55 Courtenay Place
Wellington, New Zealand

Member Radio Section Associated Manufacturers of Electrical Supplies.

*Reg. U. S. Pat. Office.

BRANDES Matched-Tone HEADSETS

"WorkRite Radio Parts WorkRite"

They are standard everywhere. WorkRite Variocouplers, Variometers, Switch Parts, Hydrometers, Binding Posts, Rheostats, etc. Write for catalog.

THE WORKRITE MFG. CO., Cleveland, O.

WITHERBEE

RADIO A BATTERIES

Built Right Since 1903

WITHERBEE STORAGE BATTERY COMPANY, INC.

643-55 W. 43rd St.

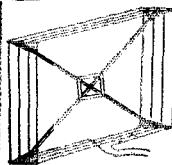
New York City

"HOW TO MAKE YOUR OWN WIRELESS RECEIVING SET" Copy 25c

Dealers sample order one dozen \$2.00. One Seattle store sold 200 copies in 4 days.

K. C. Receiving set \$11.50. Headphones Single \$3.00. Double \$5.00 -

Archway Bookstore, Seattle, Wash.



It's easy. make your own INDOOR COIL AERIAL

Drawing, circuit diagram, chart and tables giving proper number of turns to put on coil for any wavelength. Complete data covering 0 to 24000 meters on two large sheets, \$1.00. Stamps not accepted.

C. A. DAVIS & COMPANY

2371 Champlain St. Washington, D. C.

CLASSIFIED ADVERTISEMENTS

Six cents per word per insertion, in advance. Name and address must be counted. Each initial counts as one word. Copy must be received by the 10th of month for succeeding month's issue.

FOR SALE: 1KW spark transformer in good condition \$20. ICBC Harold M. Baker, 85 West St., Reading, Mass.

TRIPLE GEAR honeycomb coil regenerative receiver including coils and Radiotron Detector \$60.00. Box 205, Williamsport, Pa.

SELL: 1KW Type R Thordarson twenty five dollars; Oil Immersed Condenser fifteen dollars; Thordarson Rotary Gap five dollars; C.W. set two 5 watt capacity—(the original first prize set—see Sept. QST, page 25), sixty dollars. Will exchange for 50 watt set. 419 Cottage Ave., Glen Ellyn, Ill.

STOP! Look at these prices! Atlas amplifying transformers, \$3.50; Atlas sockets, \$0.85; Atlas rheostats, \$0.85; Luma closed circuit jacks, \$0.90; Our own make apparatus below employs the above equipment. Detector and two stage amplifier, \$35.00; Two stage amplifier, \$30.00; Detector and one stage amplifier, \$20.00; One stage amplifier, \$15.00; Detector, \$5.00; These amplifiers are on formica panels. Send for price list of other apparatus. We give twelve hour service. Loh's Radio Shop, 1004 E. Indiana St., Evansville, Ind.

MR. AMATEUR, MR. PROFESSIONAL, QST EVERY-MAN INTERESTED IN RADIO: That radio concert! That music! That speech! you received via the Radio-Phone! You hear it once and it's gone forever! Wouldn't you like to make a permanent record of it? Your own amplifier can make it! Your own amplifier can reproduce it! Any time, any number of times! No change of circuit,—no extra wiring. No sound methods requiring High Amplification. Direct recording of speech, music, voice, code! Listen to the "traffic." Record what you wish. Then at will, reproduce it exactly in same tones as original! The one thing needed to make your radio complete. You build it yourself. Three dollars for complete literature and clear set of building plans. Enclose the three with your name and address to Radio Mail Club, New Bedford, Massachusetts. "Don't let that music get by!"

A FEW MORE Bargains in Edison Batteries: 6.5 volt 225 ampere hours, \$29.00; 10.5 volt, \$44.00; Single cells 1.3 volts 225 ampere hours for \$5.50 each F. O. B. New York City. Edison elements for B Batteries, 6c per set. A. J. Hanks, 608 Montgomery St. Jersey City, N. J.

RADIO STORAGE BATTERIES at lowest prices. Send for price list. Lloyd E. Clark, 383 Broadway, Everett, Mass.

FOR SALE QUICK, Magnavox, never used, \$40.00; Paragon 6 regenerator complete with bulb \$40.00; Universal Arc Receiver \$30.00; Portable Tungar charger \$20.00; 1 K.W. Thordarson, type R, \$30.00; 25000 volt Dubilier Condenser \$35.00; Hyrad Rotary \$20; switch-board, meters, keys, wavemeters, all like new. E. H. Hartnell, Salem, Wis.

WANTED: Phones, charger, amplifier parts, battery, large insulators, changeover, etc. What have you? Orville Huish, 140 Byron St., Youngstown, Ohio.

SPECIAL: Formica panels, 6x12, \$1.00; 6x21, \$1.75; Mahogany finished cabinets, to fit, respectively \$3.25 and \$4.25. Immediate delivery on Radiotrons and A.F. tubes, Holtzer-Cabot phones, \$8.00, Stromberg-Carlson, \$7.50, No. 56 Murdock's \$5.00. We handle all kinds of apparatus and supplies. Get our prices on sets. Home Radio Company, 140 Liberty St., Bowling Green, O.

THE STANDARD Radio Log and Record—A continuous diary and record of all station activities. Provision for recording calls received and sent with location, distance, wave length and other information. Sections for keeping records of calls frequently used, station data, license numbers, equipment inventory, Notable performances, etc. Flexible binding, 48 pages and cover. Price 30c prepaid or from your dealer. Metcalf Publishing Company, 56 Harrison Ave., Springfield, Mass.

RADISCO VARIO-COUPERS—Moulded bakelite. Single turn variation. Just the thing for that new short

wave set. Large stock. Immediate shipment. Special price \$6.75. With new Corwin dial \$7.75. Prepaid. Order now. Dept. Q. The Practical Supply Co., Binghamton, N. Y.

WHO WANTS a 900 cycle 200 watt Generator for either spark or ICW? Price \$25 with HV transformer, and set of rotors for sink gap. Dope on request. V. Bowers, Fairfield, Ohio, Box 132.

BUILD YOUR OWN WIRELESS Telephone and Musical Receiver, Don't Wait for a Set. We hear Chicago, 900 Miles. Fine on good nights. Pittsburgh, Newark and New York Come in Good and Loud—You Can Do the Same on a Single Bulb. There is Radio Music in the air each evening, and the living voices of the artists can be reproduced in your own home and enjoyed by you and your friends. Are you satisfied with your receiving set or would you like to build one that will receive over 6,000 miles on a single bulb and quit experimenting? One that will be equal to any regardless of claims and price—with which you can hear Honolulu, California, German, South American, French and English stations and practically all of the high powerful foreign and domestic stations, as well as amateur stations as far west as New Mexico, and the phone and music. Anyone can assemble this outfit and wire it up, and the remarkable ranges that may be obtained will surprise you. Why not make a set up to date and efficient? Don't experiment with unknown circuits. We will promptly mail you our sample diagram of a complete short and long wave receiver, 175 to 20,000 meters, together with complete instructions for wiring and assembling, price of each part and where they can be bought, leaving nothing to guess about, on receipt of fifty cents in coin or stamps. Here is a diagram no one can afford to be without. Virginia Novelty Company, Desk A, Martinsburg, West Va.

SELL QUICK: complete transmitter, best condition, 1 K.W. Thordarson transformer, oil condenser, large G.T. Enclosed gap with variable moter, key and Thermo-couple ammeter, value \$145.00, make offer. Howard English, 221 Pine St., Shamokin, Pa.

WANTED: QST, March, June, August 1916 and "Midget"—"Everyday Engineering," Vol. 1, Nos. 1 and 2—"Pacific Radio News," June, 1921.—W. A. Mason, Avon Lake, O.

QRA? 4DC—Not Atlanta but William Boyat, Greensboro, N. C.—Please correct your call book O.M.

BURGESS "B" BATTERIES—Large stock. Ready for immediate shipment. Absolutely noiseless. Just the thing for amplifiers, Long Life. Large size 22½v. Tapped. Special price \$2.75. Prepaid. Order now. Dept. Q. The Practical Supply Co., Binghamton, N. Y.

RADIO CABINETS, Any size, any quantity, write for prices. R. G. Kund, 106 Pasadena St., Pittsburgh, Pa.

SACRIFICE ½ Kilowatt Thordarson, \$10; also violin. Write. Russell Martin, Mt. Carmel, Ill.

THIS MONTH'S SPECIAL: Complete aerial outfit—100 feet hard drawn copper wire—50 feet rubber covered wire—four 4" antenna insulators—1 lightning switch—1 porcelain tube—1 ground clamp—\$2.50 complete postpaid—Remit postal or express money order to M. J. Winkler, 220 West 42 Street, New York.

FOR SALE: Grebe CR-3 and Grebe RORD detector and two step, complete with Radiotron tubes, latest model with vernier controls, one pair Baldwin phones, "B" batteries and 6 volt 60 ampere storage battery, 100 ampere ground switch, 43 plate variable condenser, General Radio Hot wire ammeter mounted, lead in insulator. Everything listed is brand new and in perfect condition. Price \$125.00. W. M. Bruce, c/o Morrilton Cotton Oil Co., Morrilton, Ark.

RECTIFIER PLATES—\$0.75 pair. Charge your batteries yourself. Rectifier blueprints—\$0.25. Write us your wants. Western Wireless Supply Company, 2317 Milwaukee Avenue, Chicago, Illinois.

NOISELESS—That describes Burgess "B" Batteries. Large stock. Immediate shipment. The Practical Supply Co., Binghamton, N. Y.

SELL: ½ K.W. Murdock \$10; DC 0-150 Voltmeter, 0-135 Ammeter \$10. Each 6x21¼. M. Littlefield, Pittsfield, Maine.

ANTENNA WIRE 7 strand #22 tinned copper \$0.65 per 100 ft; DeForest Home sets each, \$30.50; Westinghouse set, \$120.00 or will swap one of them for Grebe; have 5 in stock. Also Clapp-Eastham, Acme, Western Electric and others. Henry Kulikowski, Ansonia, Conn.

SELL: Amrad Induction Coil, 6 Volt, \$13; Amrad 1/4 K.W. Quenched Gap, \$6.00; 3 Sections Murdock Cond., \$6.50; Complete transmitter, \$28.00, with O.T. and key. Gail Wade, Manitowoc, Wisc., 9DQI.

LOOK: Quarter kilowatt sending set for \$21.00. Nearly new, not home made. Jack Forrest, Dixon, Ill.

EDGEWISE COPPER .033x.295x3/4" diameter 50 turns \$3.50 Postpaid. Radio Specialties Co. Connellsville, Pa.

EDISON ELEMENTS. Insulators and connecting wire 10c per pair with information for making B batteries. E. A. Pierson, 728-7th St. Niagara Falls, N. Y.

IMMEDIATE DELIVERY 2 UV 217 Kenotron tubes \$26.00 ea. Westinghouse "B" Batteries (storage) 22 volt \$8.80; WUBCO rechargers for storage "B" \$1.90 ea Shipped PP paid. Chesaning Electric Co., Chesaning, Mich.

WE SELL only High Grade Radio Apparatus. Send us your orders. Satisfaction guaranteed. The Practical Supply Co. Binghamton, N. Y.

TRADE: New Holton-Clarke Cornet for good Radio apparatus. Roy Fix, Marshall, Ill.

NO AERIAL NECESSARY. Connect the Wolf Aerial Attachment to any electric light socket and receive messages. Can be used wherever you have electric sockets. Save cost of all aerial construction. No danger from wind or lightning storms. The Wolf attachment comes to you ready to use; just connect one end to electric socket and other end to receiving set. Postpaid \$3.50. (\$4.00 west of Rockies). Wolf Radio Co., 208T Scherer Bldg., Detroit, Mich.

WANTED: 1/2 Kilowatt non-resonant transformer .008 condenser. State lowest price. Leiter, 1338-41 St., Brooklyn, N. Y.

TINNED STRANDED WIRE \$0.70 per 100 feet; Magnet wire 18 to 22 S.C.C. \$1.00 pound; Vacuum Gaps, \$2.00; 2000 Meter Loose Coupler, \$4.00; 6 Volt generator, \$10.00; 1/10 A.C. Motor, \$8.00. France Battery Charger, 6 and 12 volts \$14.00; Discount on all sizes of wire. J. J. Smith, 113 Stoughton St., Boston 25, Mass.

SELL: Packard half K.W. Murdock molded condensers, Rotary gap and O.T. \$25.00. Absolutely not blown. My DX with this set 1200 Mi. Marshal R. Sanguinet, Jr., Fort Worth, Texas.

WANTED for spot cash, High grade Radio outfits, parts, attachments and materials of standard makes. No home made apparatus will interest us. Address Box L, c/o QST.

5HK 1KW Spark for sale—heard in 40 states—sell for \$100.00—LeRoy Moffett, 312 1/2 North Broadway, Oklahoma City, Oklahoma.

NEVER USED: 1/2 KVA. Stamp for details \$45.00. Wilfred Picking, Somerset, Pa.

FOR SALE: Single tuned Regenerative, detector and one step amp. \$42.00 complete in cabinet less bulbs. 2 step amplifier in cabinet \$28.00. Photo on above sets on request. Arthur Walser, Chesaning, Mich.

C.W.—R.C. Power transformer No. UP-1016 and 2 UV-217 Kenotrons with sockets, used only 30 hours. Price \$75.00. Radio 9WQ, Carthage, Ill.

SZAC wants sell Saunders loose-coupler, beautiful instrument, \$12; short wave regenerative with two-step amplifier \$54.00. Bargain. Clifford Galloway, Barnesville, Ohio.

RADIO SUPPLIES. We carry in stock a complete line of radio supplies. Everything from complete sets to aerial wire. Send us your orders for Cunningham Tubes, Eveready B Batteries, Magnavox R 3. Loud Speakers and Power Amplifiers, Head Sets, Marshall-Gerken Vario-Couplers and Variometers, Detector and Amplifier Panels, Crosley Sockets and Rheostats. Write or wire for real service. Rozum Motor Co., Mitchell, S. D.

ALWAYS MENTION QST WHEN WRITING TO ADVERTISERS

WANTED—A few Western Electric VT-1's, VT-2's and head sets for use in our laboratory. Must be perfect. State quantity and lowest price. Reading Radio Shop, Box 6, Reading, Massachusetts.

SIMPLIFIED SHORT WAVE REGENERATOR. Ideal for radiophone reception. New \$35.00. Detector and two-step with plug control. Unused \$35.00. The two in combination \$65.00. Short wave regenerator with detector control. New \$35.00. Act quickly. Can Ship immediately. W. B. Butcher, Waynesfield, O.

EDISON B BATTERY ELEMENTS. Make your own. Can be recharged and lasts for years. 200 ampere hour A batteries, guaranteed, \$35.00. Harry Morrell, 52 Goffe St., New Haven, Conn.

SELL: D.C. motor generator, 500-v. 100-w. 8-v. \$75.00. DeForest OT3, 3 UV202, Federal Microphone \$75.00. O-2.5 HWA \$4.50. Milliammeter O-500 \$5.50. Modulation transformer, \$4.00. Field Rheo, \$5.00. Tuska Filter \$9.00. Rhodes, 40 West 86th, New York.

FREDERICK RADIO APPARATUS. Frederick Radio enthusiasts in Central States are listening in nightly to concerts, press reports, etc., broadcast by Eastern Stations. You can do the same. Write for catalogue Series 3. Frederick Radio & Parts Co., 807 Sycamore St., Cincinnati, Ohio.

TESTED GALENA CRYSTALS From our own Mines—shaped, and tested at the mine in best standard hookup—direct to user. A real crystal—not a pinhead. Twenty-five cents postpaid, five for \$1.00 to group buyers. Ozark Crystal Co., Box 1, Morrellton, Mo.

PEERLESS SWITCH POINTS—The finest and highest grade switch point obtainable. Regulation size but with rounded edges. Heavy satin nickel silver finish. Same as used on all high grade Radio apparatus. Threaded 6-32. Special price. Only \$0.50 dozen. Prepaid. Dept. Q. The Practical Supply Co., Binghamton, N. Y.

SELL—One new UP-414 Modulation Trans.—Universal tuning cabinet, short wave regenerative, change over switch, three honey-comb coil mount, two variable condensers, all in beautiful cabinet. Photo and additional information on request. Arthur Walser, Chesaning, Mich.

REGENERATIVE TUNER & DETECTOR in cabinet, \$20.00; Two step amplifier (cost \$45), \$35.00; Short wave variometer Detector—two step in cabinet, \$75.00; Single tuner regenerative detector in cabinet, \$25.00; Marconi code records, \$4.50; Loading coil tapped 3000 meters, \$2.50; V. P. Kodak and case, \$5.00; Baldwin phonograph attachment, \$12. Everything new. H. DeNyse, 203 Speedwell Ave., Morristown, N. J.

TWO VARIOMETERS. 1 Variocoupler assembled, \$13.50; Radio supplies at bargain prices. Radio Supply House, West Mansfield, Ohio.

BKUMA YRLSBUG. Beginners do master Wireless Code thirty minutes to two hours after limited practice do pass Govt. examination obtain license. Forty page Booklet information and reports from 240 self instructed beginners mailed for ten red stamps. Dodge, Box 210, Mamaroneck, N. Y.

Do You Know What You've Missed?

Fill out your files. You need these QSTs for their wealth of practical information as well as historical value.

OFFER NO. 1.—October 1916, May to August 1917, inclusive; June and July, 1919, postpaid for \$1.00

OFFER NO. 2—April to December 1920, inclusive, postpaid for \$1.00

OFFER NO. 3—March to November 1921, inclusive, postpaid for \$1.00

ALL THREE OFFERS FOR \$2.50

QST, Kennedy Bldg., HARTFORD, CONN.

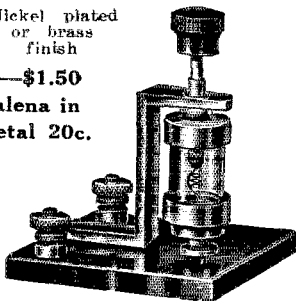
CRYSTAL DETECTOR STAND

Nickel plated
or brass
finish

No. 1201—\$1.50

Tested Galena in
Wood's metal 20c.

Get prices
for other
instruments
and parts



With Screws and
Washers for bottom



No. 33
6c. ea.



No. 30
4c. ea.

Cuts of Contacts & Binding Posts represent original size



71 7c ea.



6637



7138 \$1.30



7594 \$1.20



7512 \$1.40



7127 \$1.70

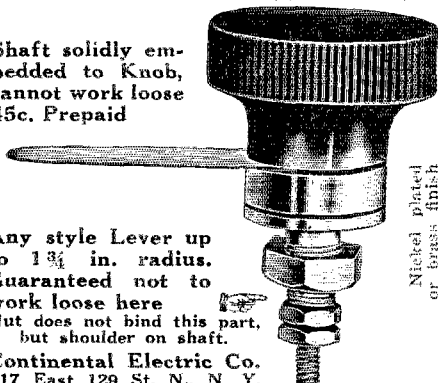


7160 \$1.80

For 100...

If nickel finish is desired add 50c. for 100
More than 50 styles of Binding Posts and other parts
made by us and carried in stock

Shaft solidly em-
bedded to Knob,
cannot work loose
45c. Prepaid



Nickel plated
or brass finish

Any style Lever up
to 1 3/4 in. radius.
Guaranteed not to
work loose here
Nut does not bind this part,
but shoulder on shaft.
Continental Electric Co.
117 East 129 St. N., N. Y.

WIRELESS CATALOGUE

Whether you are interested
in a complete radio receiving
outfit, or a half a dozen
binding posts, you'll find the
particular instrument, best
or your needs, in Corwin's
atalogue. Send 10 cents.
(credited to your first order)
or your copy today!
Where's the nearest mailbox?

A.H. CORWIN & CO.
4 West Park St. Dept. 1
Newark New Jersey

75c
EA.



KELLOGG V-T SOCKET

the durable socket

Kellogg molded lamp sockets fit all
standard four prong based vacuum
tubes. Extra heavy solid base 3/8
inches thick. Four German silver
springs with rounded ends firm-
ly held in position in deep grooves, cannot touch
mounting surface. Double end nickel plated bind-
ing posts. Connections can be made under the
socket as well as above. A practically indestruc-
tible construction. 75c each, postpaid.

COMPLETE RADIO EQUIPMENT

The item above is merely a sample of the excel-
lent line of radio equipment that is handled by
the Apex Radio Company, Inc. All orders for
sockets or other standard equipment will be filled
the day received. Send two cent stamp for our
new price bulletin.

APEX RADIO CO., Inc. 1105 W 69th St.
Chicago, Illinois

PHONES

Federal 2,200 ohms.....	\$8.00
Brandes 2,000 ohms.....	8.00
Kellogg 2,400 ohms.....	10.25
Murdock 2,000 ohms.....	5.00
Murdock 3,000 ohms.....	6.00

Wilkinsburg Wireless Shop

711 Penn Ave., Wilkinsburg, Pa.

Phone Franklin 426

Mail orders filled upon receipt of money order
or shipped C.O.D. Parcel Post

WIRELESS TELEPHONE AND RADIO APPARATUS

(Complete Sets)

CLARK & MILLS ELECTRIC COMPANY

ELECTRAGISTS

75 Newbury St., BOSTON
Tels. Back Bay 365 & 366 & 8296
1444 Massachusetts Ave., CAMBRIDGE
Tel. University 1169

—FOR YOUR CONVENIENCE—

QST'S INDEX OF ADVERTISERS IN THIS ISSUE

Acme Apparatus Co.....	118	Magnavox Company, The.....	126
Adams-Morgan Co., The.....	119	Marshall-Gerken Co., The.....	107
Allen-Bradley Co.....	106	Mass. Radio & Telegraph School.....	96
American Electric Company.....	130	Massey Radio Co.....	137
American Electro Tech. Appliance Co.....	109	McKay Company, David.....	132
American Radio & Research Corp.....	4th Cover	Michigan Radio Co.....	138
Anthracite Radio Shop.....	90	Mills, W. A.....	110
Apev Radio Co., Inc.....	142	Missouri Radio Supply Co.....	106
Archway Bookstore.....	139	Monarch Telephone Mfg. Co.....	78
Atlantic-Pacific Radio Supplies Co.....	129	Monumental Bronze Co.....	116
Atlantic Radio Company.....	2nd Cover	Mu-Rad Laboratories.....	100
Atwater Kent Manufacturing Company.....	116	Murdock Co., Wm. J.....	127
Automatic Elec. Devices Co., The.....	124	Nash Electrical Service Co.....	118
Autovox Company, The.....	98	National Cabinet Co.....	136
Beaumont Radiophone Corp.....	91	National Electric Supply and Fixture Co.....	108
Benwood Co., Inc., The.....	83	National Radio Institute.....	70
Brach Mfg. Co., L. S.....	116	Newman-Stern Co., The.....	71
Brandes, C., Inc.....	139	New York Radio Laboratories, The.....	120
Bridgeport Storage Battery Co.....	104	Novo Mfg. Co.....	88
Bunnell & Co., J. H.....	137	Ogden Wireless Laboratories, The.....	98
Burgess Battery Company.....	3	Oro-Tone Co., The.....	135-136
Canadian Wireless.....	84	Pacent Electric Company, Inc.....	121
Central Radio Laboratories.....	88	Paquin, J. M.....	134
Champion Radio Company.....	97	Philadelphia Wireless Sales Corp.....	86
Chelsea Radio Company.....	94	Pitts Co., Inc., The F. D.....	117
Chicago Radio Apparatus Co., Inc.....	99	Pittsburgh Radio & Appliance Co., Inc.....	92
Clapp-Eastham Company.....	124	Polezynski & Co., B. E.....	102
Clark & Mills Electric Co.....	142	Portable Wireless Telephone Co.....	136
Classified Advertisements.....	140	Potter Co., The C. D.....	86
Columbia Radio Supply Co.....	130	Precision Equipment Co., Inc., The.....	108
Condensite Company of America.....	75	Prest-O-Lite Company, Inc., The.....	73
Connecticut Tel. & Electric Company.....	3rd Cover	QST Back Copies.....	141
Continental Electric Co.....	142	Radioart Supply Co., The.....	138
Continental Fibre Co., The.....	80	Radio Audion Co.....	1
Continental Radio & Elect. Corp.....	144	Radio Corporation of America.....	93
Corona Radio Corp.....	136	Radio Courses, Inc.....	90
Corwin & Co., A. H.....	142	Radio Equipment Company.....	84
Davis & Co., C. A.....	139	Radio Publishing Co., The.....	76
DeForest Radio Telephone & Telegraph Co.....	137	Radio Testing Station.....	130
Delancey, Felch & Co.....	98	Rasia Sales Corporation.....	98
Detroit Electric Co.....	110	Ray-Di-Co Organization.....	134
Diamond State Fibre Co.....	115	Raymond Radio Corporation.....	94
Dictograph Products Corp.....	131	Remier Radio Mfg. Company.....	112-113-114
Doubleday-Hill Electric Co.....	74	Reynolds Radio Co., Inc.....	72
Dubilier Condenser Company.....	126	Rhamstine, J. Thos.....	104
Duck Company, The Wm. R.....	133	Riggs Mfg. Co., The.....	130
Eastern Radio Institute.....	92	Roller-Smith Company.....	80
Eby Mfg. Co., The H. H.....	82	Rome Wire Company.....	122
Economic Appliance Co.....	110	Rose Radio Supply.....	118
Electric Mfg. & Sales Co.....	78	Scientific Engineering Association.....	94
Electric Specialty Co.....	82	Service Radio Equipment Co., The.....	82
Electrose Mfg. Co.....	4	Ship Owners Radio Service Inc.....	70
Empire Electric Machinery Co.....	104	Shotton Radio Mfg. Co., The.....	138
Essex Mfg. Co.....	102	Signal Electric Mfg. Co.....	105
European Radio Co.....	80	Simplex Radio Co.....	86
Federal Telephone & Telegraph Co.....	79	Southern Radio Corp.....	138
Firth & Co., Inc., John.....	138	Somerville Radio Laboratory.....	120
Formica Insulation Co., The.....	95	Standard Crystal Co., The.....	76
France Mfg. Co., The.....	134	Steinmetz Wireless Mfg. Co.....	104
General Apparatus Co., Inc., The.....	137	Stern & Company, Inc.....	103
General Radio Co.....	77	Stromberg-Carlson Tel. Mfg. Co.....	85
Grebe & Co., A. H.....	2	Telephone Maintenance Co.....	72
Hartford Battery Mfg. Co., The.....	84	Thordarson Electric Mfg. Co.....	88
Heiman Bros. Battery Co.....	78	Tower Mfg. Co.....	70
Horne Mfg. Co., The.....	96	Tuska Co., The C. D.....	106
Hygrade Electrical Novelty Co.....	136	United Electric Stores Co.....	138
Industrial Controller Co., The.....	76	Usona Mfg. Co., Inc., The.....	92
Ideas.....	134	Valley Electric Co.....	128
Jackson Schreiber Radio Co.....	137	Van Nostrand Company, D.....	100
Jefferson Electric Co.....	132	Ve-De-Co Radio Mfg. Co.....	122
Jenkins Mfg. Co.....	138	Westinghouse Union Battery Co.....	81
Johnston, Chas. H.....	138	Westinghouse Electric & Manufacturing Company.....	89
Jones, James H.....	120	Whitall Electric Co.....	108
Jov & Kelsey.....	134	Wholesale Radio Equipment Co.....	96
J-Ray Mfg. Co.....	101	Wilkinsburg Wireless Shop.....	142
Karlowa, R.....	132	Willard Storage Battery Co.....	37
Kimley Electric Co.....	102	Winkler-Reichmann Co.....	123
King "Am-Phi-Tone".....	74	Wireless Manufacturing Co.....	125
Klaus Radio Co.....	110	Wireless Press, Inc.....	136
Klein Radio & Elec. Supply Co.....	78	Wireless Specialty Apparatus Company.....	111
Klosner Improved Apparatus Co., The.....	128	Witherbee Storage Battery Co., Inc.....	139
Lamb Company, F. Jos.....	132-134	Work-Rite Mfg. Co., The.....	139
Lorain Radio Supply.....	90		

ALWAYS MENTION Q S T WHEN WRITING TO ADVERTISERS

COMPLETE \$258.50

*Erect aerial, hook on batteries,
insert tubes and listen*



Unexcelled for C. W. reception

TESTED, proven units are combined in this outfit to make a complete set without a weak link. The tuner is the famous Paragon R.A., Ten regenerative receiver,—the worlds leading short wave tuner. To this is added its companion instrument, Paragon DA-2 Vacuum Tube Detector and two-step amplifier. Then comes the Radio Magnavox, which sends wireless telephone concerts as well as code, clearly all over a room or hall without detracting from the original tonal qualities. For sharp tuning head phones are provided—Baldwin type "C" standard of the world. Every item of accessory equipment is supplied—of a quality consistent with the Paragon instruments that form the heart of this set. This includes 3 Radiotron vacuum tubes, 3 Eveready "B" Batteries,

1 60-80 Ampere-hour storage battery, specially built for radio work, and our Number 3 antenna equipment, with wire and insulators for a 4 wire 100 ft. aerial, lead-in wire, ground clamp, etc.

Not a single item is omitted for a complete installation. The actual work of installation is reduced to a minimum. Simply put up your aerial, insert tubes, hook-on batteries, make an easy ground connection—and you are ready to listen

The price complete is \$258.50. Quality considered, we confidently recommend this outfit as today's best buy in radio. If you live in New York examine this equipment at the Continental store. If you live farther away, order by mail. Shipment immediately, by express, accompanied by the Continental guarantee of satisfaction.

CONTINENTAL RADIO AND ELECTRIC CORP.


DEPT. B4. 6 WARREN STREET, N. Y. C.

"New York's Leading Wireless House"

CONNECTICUT RADIO

What Determines Signal Strength in Variable Condensers

Strength of signals, when you use a variable condenser, depends on *low* "effective resistance." In most ordinary commercial types this resistance lies between two and fifteen ohms.



The CONNECTICUT Variable Condenser
(About $\frac{1}{2}$ actual size)
Portable Type

Compare this with the CONNEC-TICUT Variable Condenser, about 0.2 ohms. This low comparative resistance not only permits, but insures, strength of signals.

There are other advantages—compactness, fine adjustments, stable in any position, sensitiveness—any one of which should make the CONNECTICUT type your choice of variable condensers.

Write for bulletin A8, showing condensers and other radio apparatus.

AMRAD


The Recognized Symbol of Superior Performance

An
Accurate
Wavemeter




Range
150-400
Meters

No. 2793 Price \$20.00



No. 2796 The Approved Lightning Switch \$5.00




Price, \$2.50

In the mad scramble to meet the demand for broadcast receivers, we have not forgotten requirements of veteran enthusiasts.

Here are some of them: A WAVEMETER, fine for tuning CW or phone sets, always useful as single circuit tuner, variable condenser or impedance coupler for r.f. amplifiers. A real LIGHTNING SWITCH and Navy Type SEND-RECEIVE SWITCH to complete your station. A GROUNDED SHORT GAP for your receiving aerial.

Ask your dealer or write for free Bulletin H, descriptive of these essentials.



Price, \$10.00

AMERICAN RADIO AND RESEARCH CORPORATION

205 College Avenue
MEDFORD HILLSIDE, MASS.

New York District Office
13 PARK ROW

Chicago District Office
602 SO. DEARBORN ST.